



US00D836777S

(12) **United States Design Patent**
Kohler

(10) **Patent No.:** **US D836,777 S**

(45) **Date of Patent:** **** Dec. 25, 2018**

(54) **DENTAL SCALER WITH MIRROR**

(71) Applicant: **ONVI, Inc.**, Wilmette, IL (US)

(72) Inventor: **Craig Kohler**, Glenview, IL (US)

(73) Assignee: **ONVI, Inc.**, Wilmette, IL (US)

(**) Term: **15 Years**

(21) Appl. No.: **29/614,964**

(22) Filed: **Aug. 24, 2017**

(51) **LOC (11) Cl.** **24-02**

(52) **U.S. Cl.**
USPC **D24/152; D24/139**

(58) **Field of Classification Search**
USPC D24/152, 154, 146-147, 133, 139, 176
CPC A61C 1/07; A61C 3/00; A61C 3/03; A61C
3/166; A61C 17/00; A61C 17/16; A61C
17/20

See application file for complete search history.

(56) **References Cited**

U.S. PATENT DOCUMENTS

- 3,522,801 A * 8/1970 Robinson A61C 17/20
433/119
- 4,283,174 A * 8/1981 Sertich A61C 17/20
433/119
- 4,283,175 A * 8/1981 Nash A61C 17/20
433/119
- 4,731,019 A * 3/1988 Martin A61C 1/07
433/119

- 5,676,544 A * 10/1997 Urban A61C 3/00
433/147
- 6,273,717 B1 * 8/2001 Hahn A61C 3/03
433/119
- D660,429 S * 5/2012 Dauphin D24/146
- D718,859 S * 12/2014 Pohlmann D24/152
- 2009/0011383 A1 * 1/2009 Chen A61C 3/03
433/143
- 2015/0245884 A1 * 9/2015 Matthis A61C 17/20
433/29

* cited by examiner

Primary Examiner — Wan Laymon

(74) *Attorney, Agent, or Firm* — Greenberg Traurig, LLP

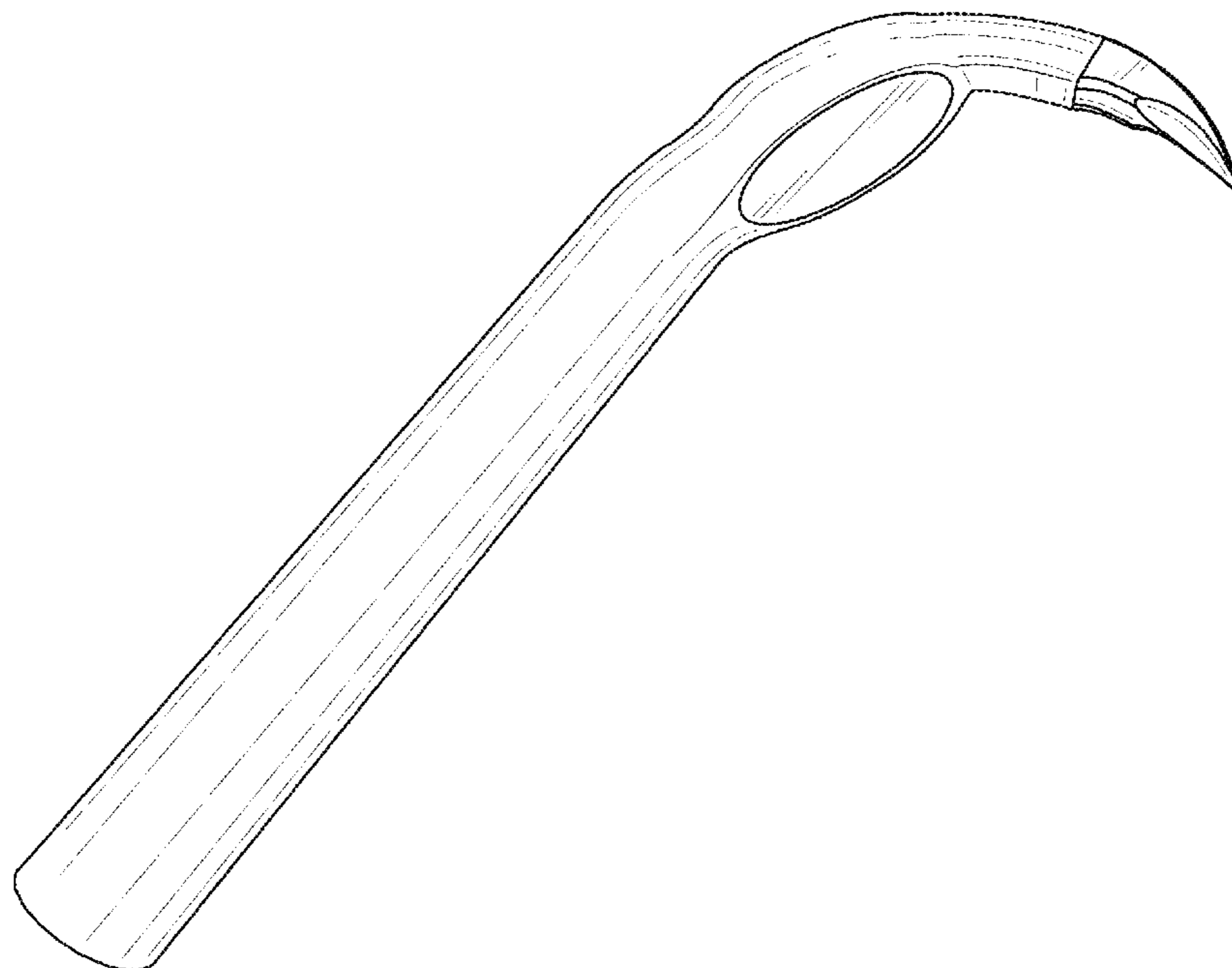
(57) **CLAIM**

The ornamental design for a dental scaler with mirror, as shown and described.

DESCRIPTION

FIG. 1 is an isometric view of a dental scaler with mirror; FIG. 2 is a front view of the dental scaler of FIG. 1; FIG. 3 is a rear view of the dental scaler of FIG. 1; FIG. 4 is a first side view of the dental scaler of FIG. 1; FIG. 5 is a second side view of the dental scaler of FIG. 1; FIG. 6 is a top view of the dental scaler of FIG. 1; and, FIG. 7 is a bottom view of the dental scaler of FIG. 1. Any surface(s) or portion(s) of the dental scaler with mirror not shown in the figures or otherwise described in the specification form(s) no part of the claimed design.

1 Claim, 5 Drawing Sheets



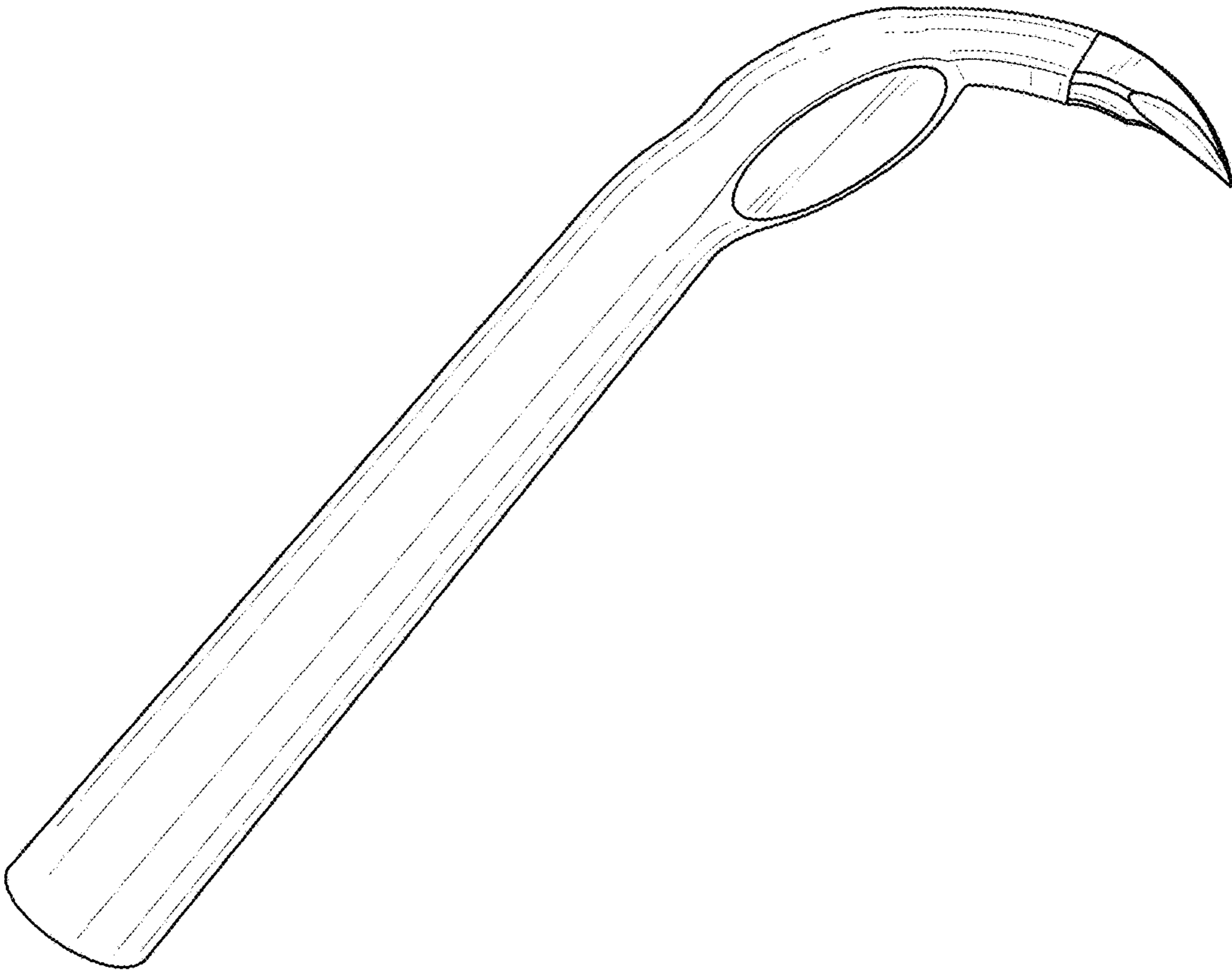


FIG. 1

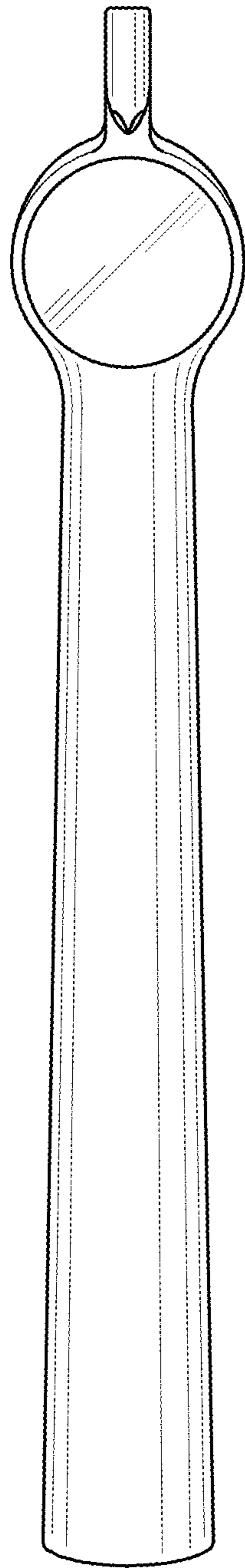


FIG. 2

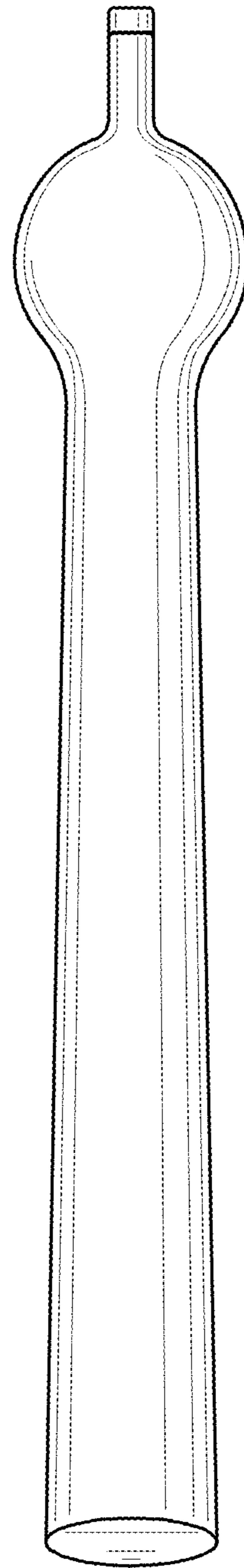


FIG. 3

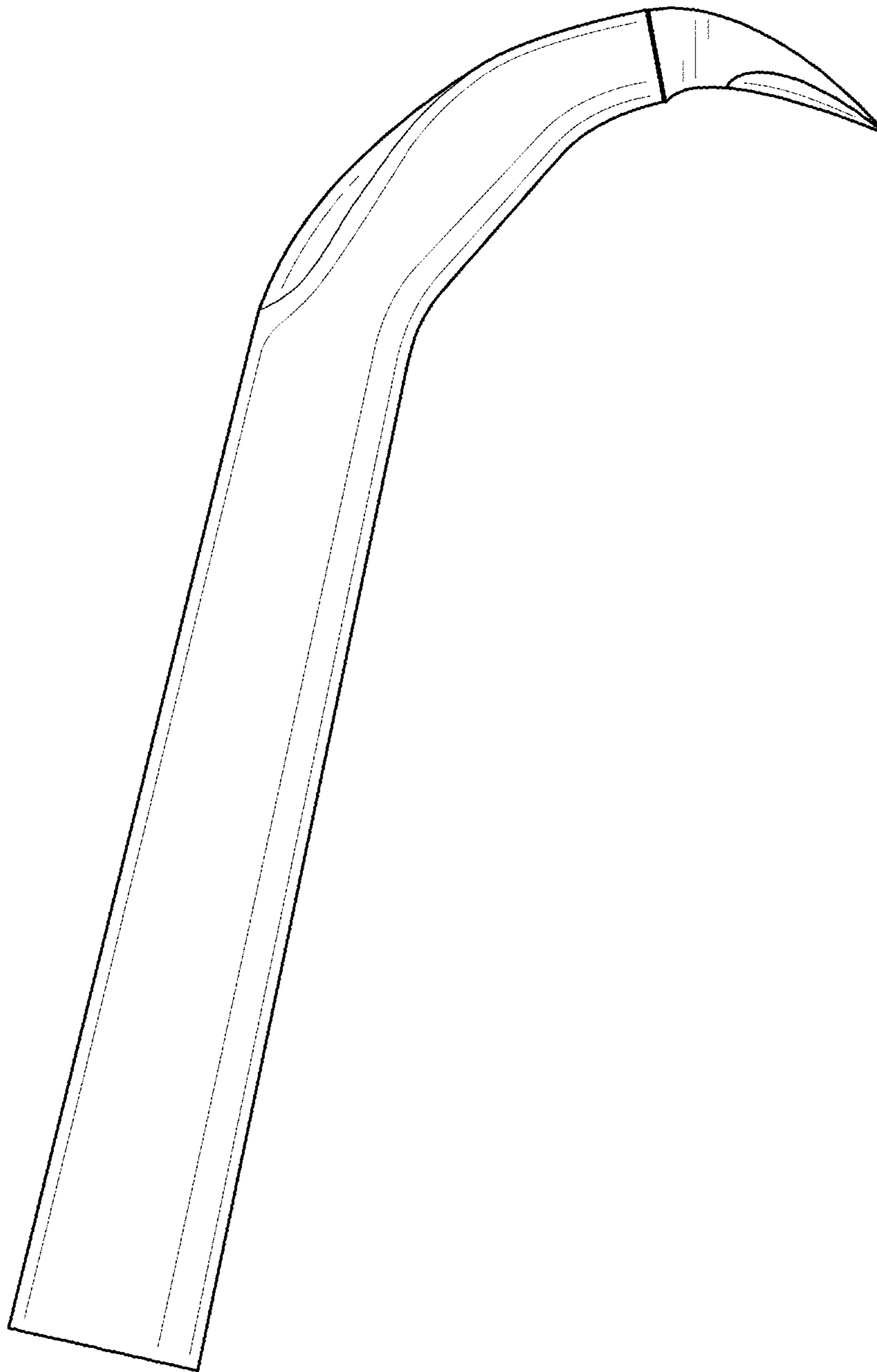


FIG. 4

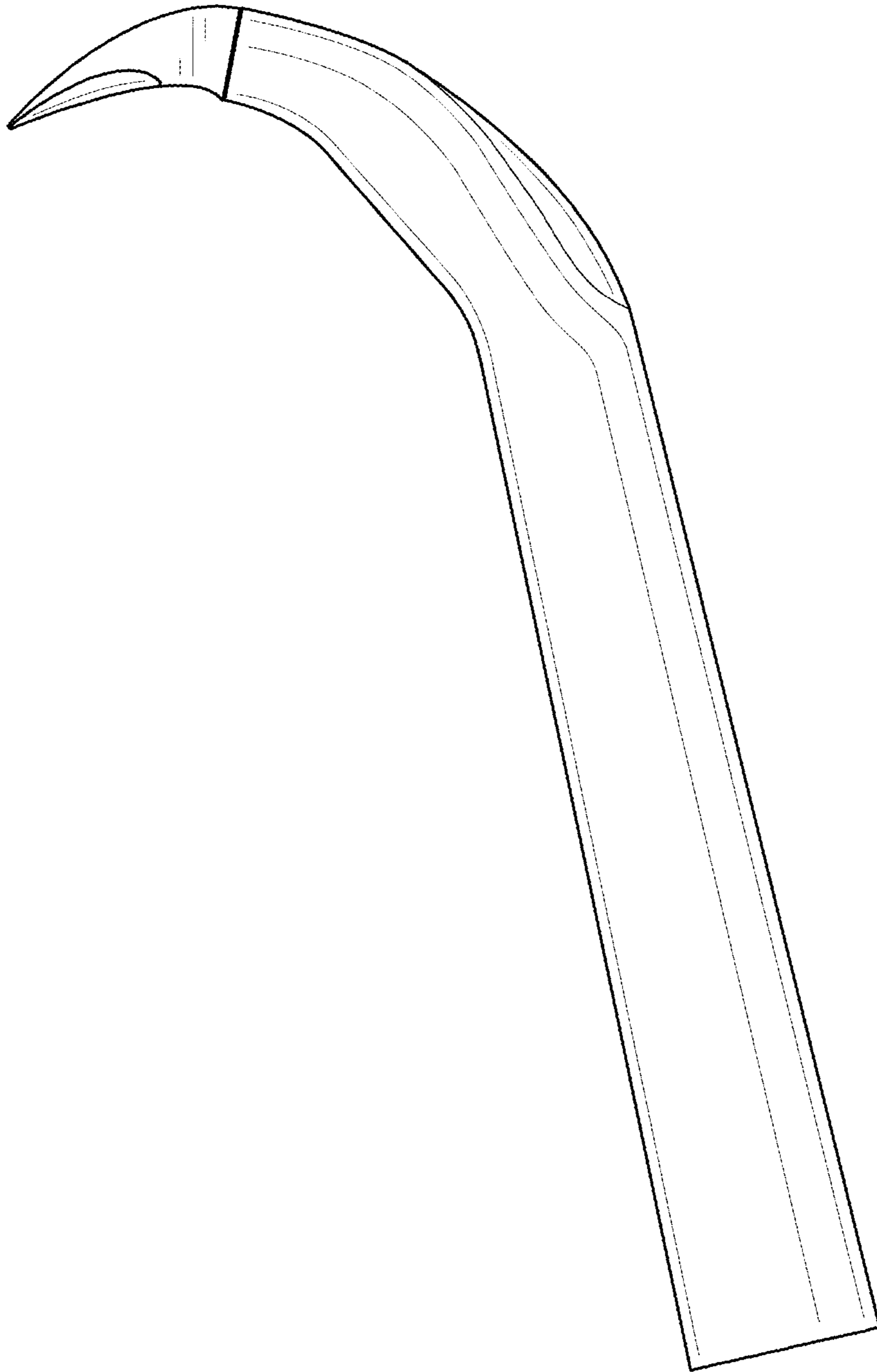


FIG. 5

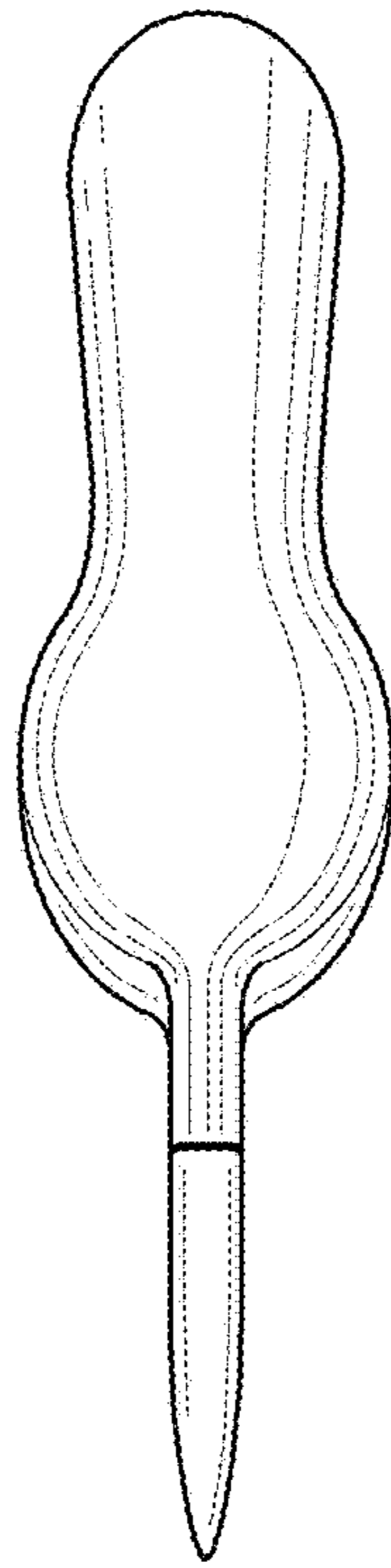


FIG. 6

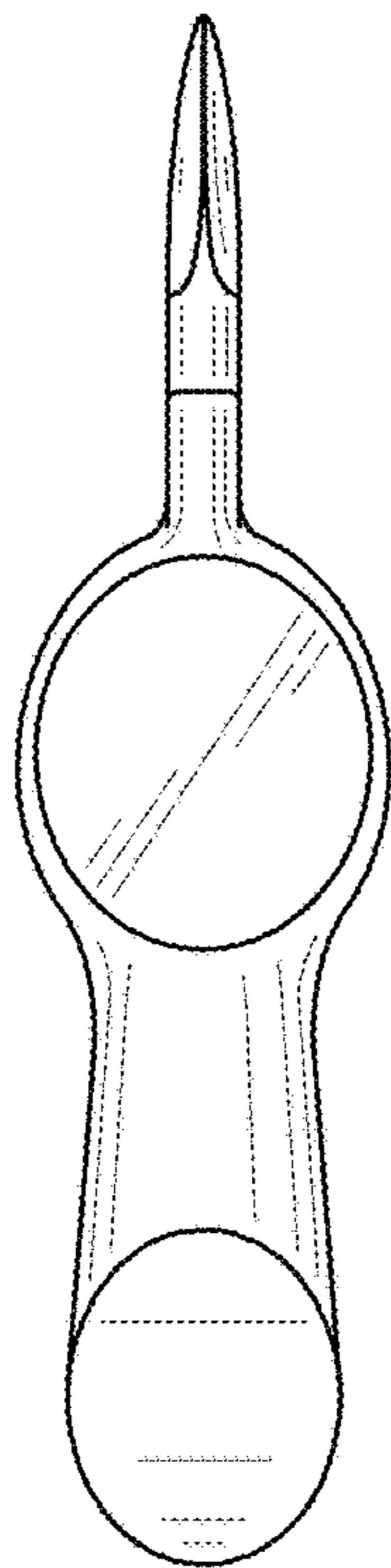


FIG. 7