



US00D836745S

(12) **United States Design Patent**
Benson et al.

(10) **Patent No.:** **US D836,745 S**

(45) **Date of Patent:** **** Dec. 25, 2018**

(54) **MAGAZINE FLOOR PLATE**

(71) Applicants: **Martin Benson**, Tulsa, OK (US);
Robert Wright, Tulsa, OK (US)

(72) Inventors: **Martin Benson**, Tulsa, OK (US);
Robert Wright, Tulsa, OK (US)

(**) Term: **15 Years**

(21) Appl. No.: **29/622,249**

(22) Filed: **Oct. 16, 2017**

(51) **LOC (11) Cl.** **22-01**

(52) **U.S. Cl.**
USPC **D22/108**

(58) **Field of Classification Search**
USPC D22/100, 101, 103, 106, 108, 109, 110,
D22/111, 117, 199; D21/300, 301, 570,
D21/573, 574, 575

CPC F41B 5/14; F41B 5/00; F41C 27/00; F41C
23/14; F41C 23/06; F41C 3/00; F41C
7/00; F41C 23/20; F41C 23/08; F41C
23/10; F41G 11/003; F41G 1/18; F41G
1/38; F41G 1/545

See application file for complete search history.

(56) **References Cited**

U.S. PATENT DOCUMENTS

4,520,585 A * 6/1985 Barrett F41C 23/10
42/7
5,438,783 A * 8/1995 Sniezak F41A 9/65
42/50
D362,044 S * 9/1995 Sniezak D22/100
5,666,752 A * 9/1997 Grams F41A 9/71
42/49.02
D401,992 S * 12/1998 Pearce D22/108
6,055,758 A * 5/2000 Vieweg F41A 9/65
42/7
D576,701 S * 9/2008 Nichols D22/108

D726,279 S * 4/2015 Stedman D22/108
D745,944 S * 12/2015 Kielsmeier D22/108
D757,884 S * 5/2016 Kielsmeier D22/108
9,383,152 B2 * 7/2016 Nakayama F41A 9/70
D792,548 S * 7/2017 Daniel D22/108

(Continued)

OTHER PUBLICATIONS

<https://tacticalgearjunkie.com/pages/search-results-page?q=magazine+baseplate>—Retrieved Jul. 30, 2018.*

(Continued)

Primary Examiner — Manpreet S Matharu

Assistant Examiner — Mojtaba Tehrani

(74) *Attorney, Agent, or Firm* — Dunlap Bennett &
Ludwig PLLC; Brendan E. Squire

(57) **CLAIM**

The ornamental design for a magazine floor plate, as shown and described.

DESCRIPTION

FIG. 1 is a perspective view of the magazine floor plate showing my new design;

FIG. 2 is a front view thereof;

FIG. 3 is a top view thereof;

FIG. 4 is a right side view thereof; the left side being a mirror image thereof;

FIG. 5 is a bottom view thereof;

FIG. 6 is a rear view thereof; and,

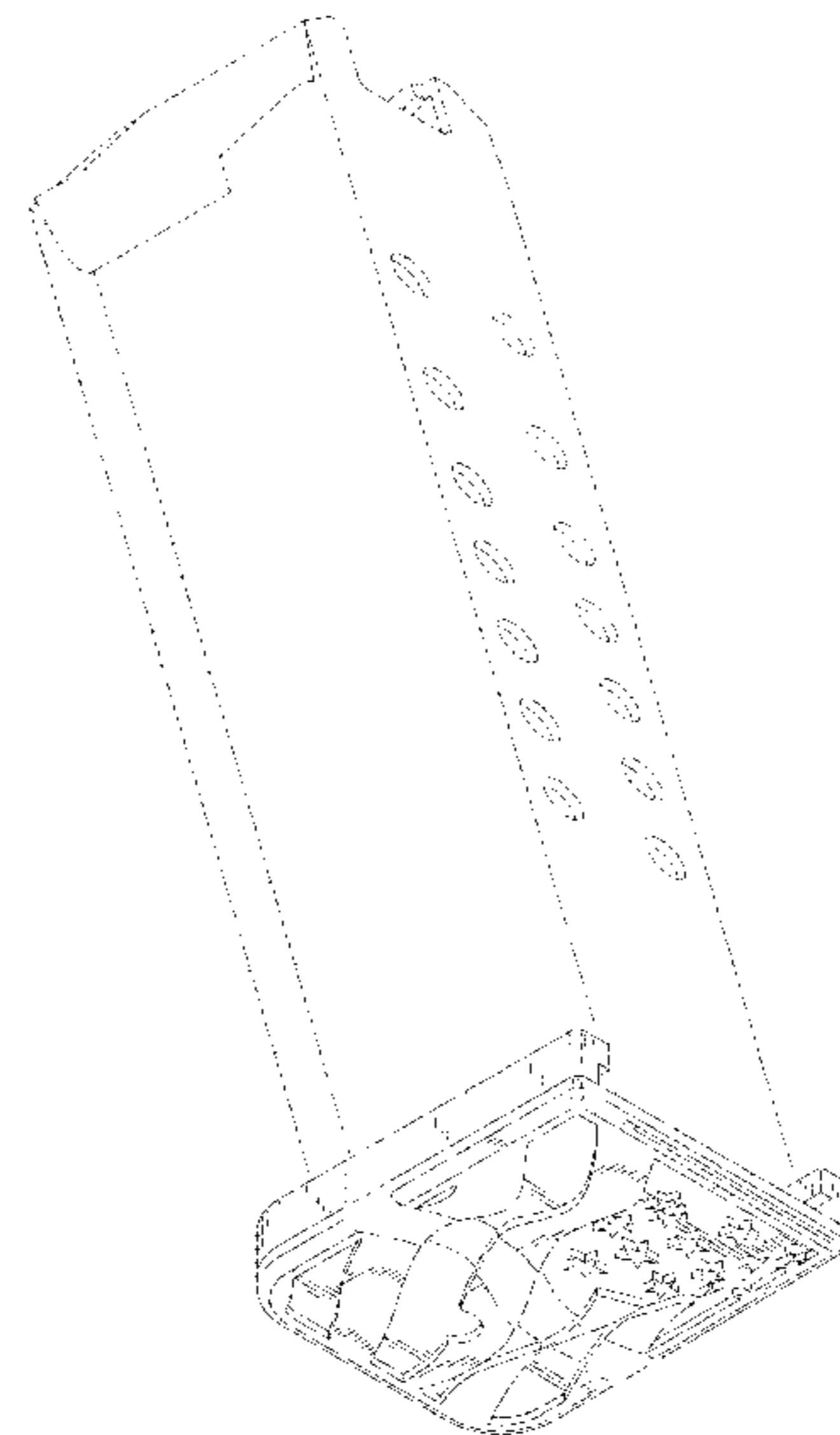
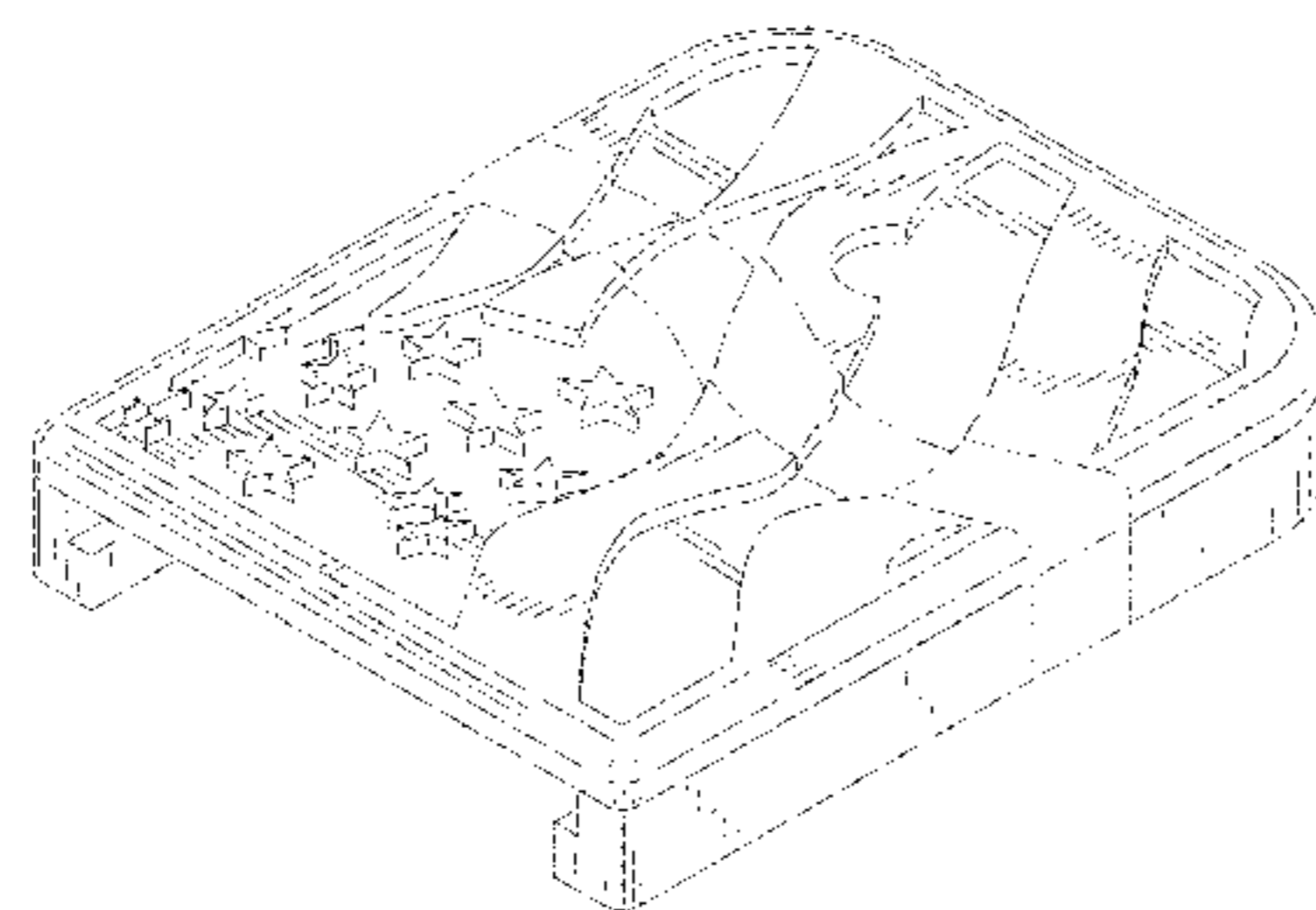
FIG. 7 is a perspective view shown in use.

The broken lines shown in the drawings illustrate portions of the magazine floor plate that form no part of the claimed design.

The magazine floor plate is shown with a symbolic break in its length. The appearance of any portion of the article between the break lines forms no part of the claimed design.

The broken lines in FIG. 7 showing the magazine floor plate in use illustrates environment and forms no part of the claim.

1 Claim, 4 Drawing Sheets



(56)

References Cited

U.S. PATENT DOCUMENTS

D809,085	S *	1/2018	Geissele	D22/108
D810,223	S *	2/2018	Kielsmeier	D22/108
D812,176	S *	3/2018	Kielsmeier	D22/108
D823,975	S *	7/2018	Anderson	D22/108
2005/0011097	A1 *	1/2005	Freed	F41A 9/65 42/49.02
2010/0043270	A1 *	2/2010	Mantas	F41A 9/65 42/49.01

OTHER PUBLICATIONS

<https://www.primaryarms.com/classy-raptor-tactical-titanium-mag-plate-thin-blue-line>—Retrieved Jul. 30, 2018.*

* cited by examiner

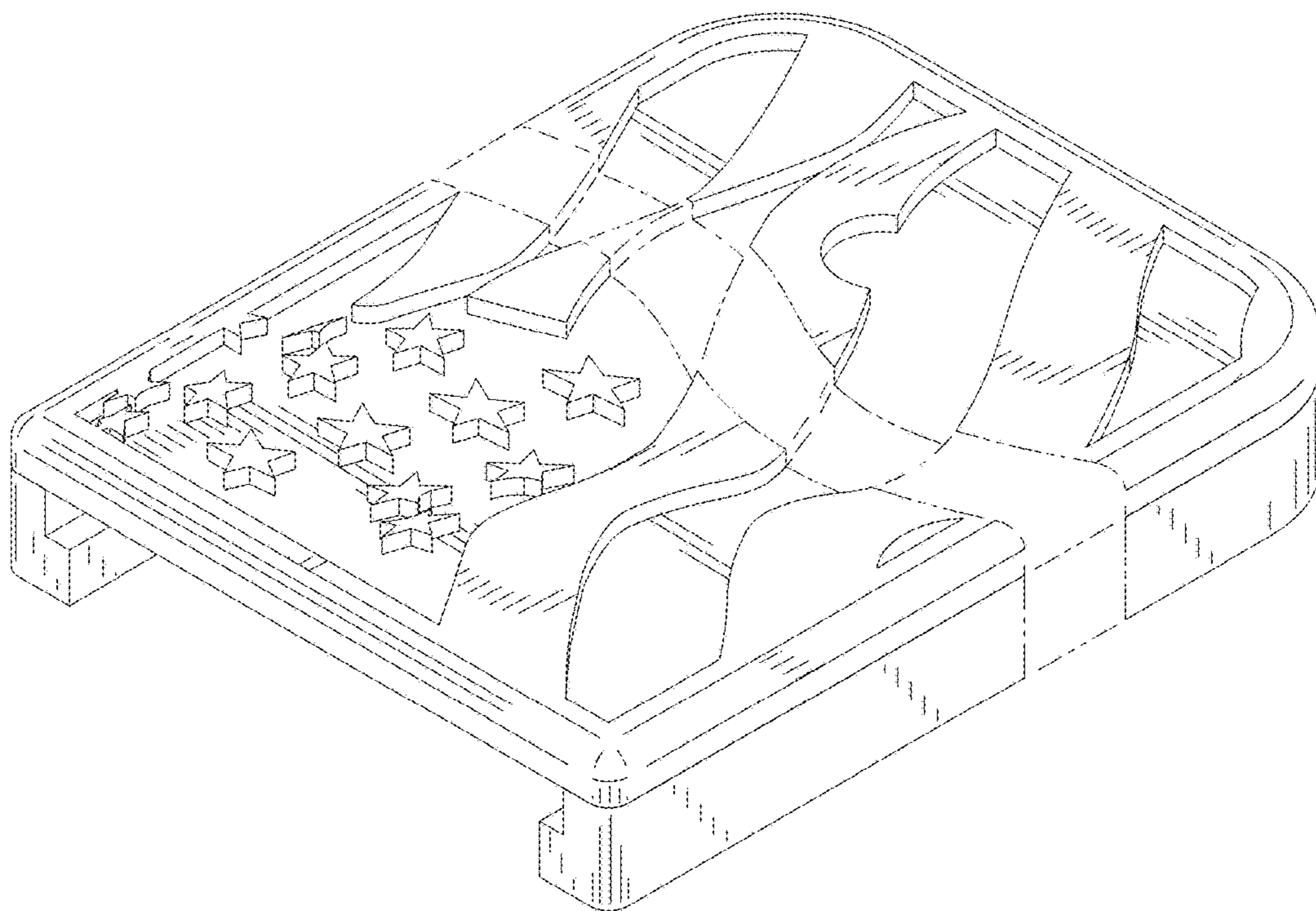


FIG. 1



FIG. 2

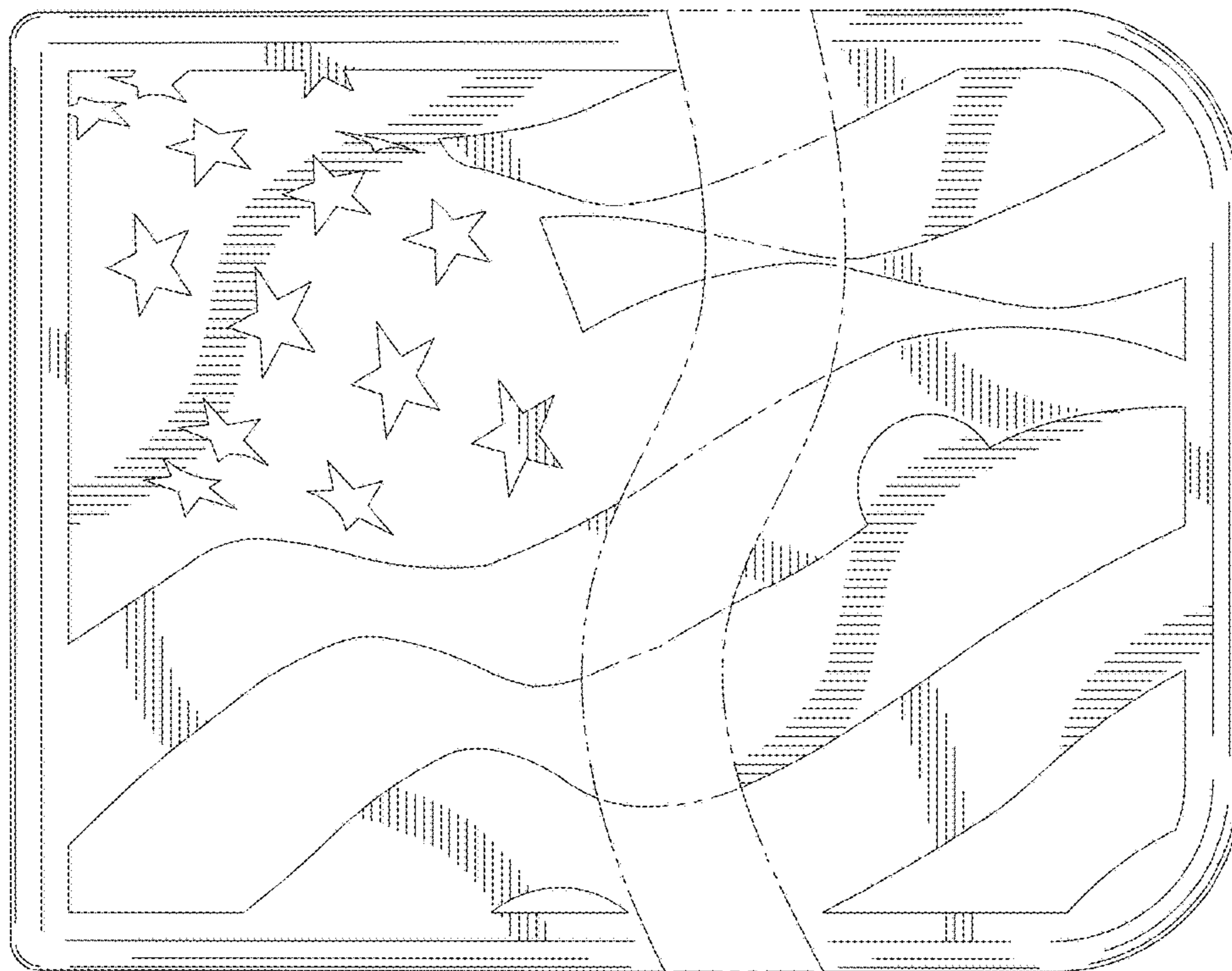


FIG.3

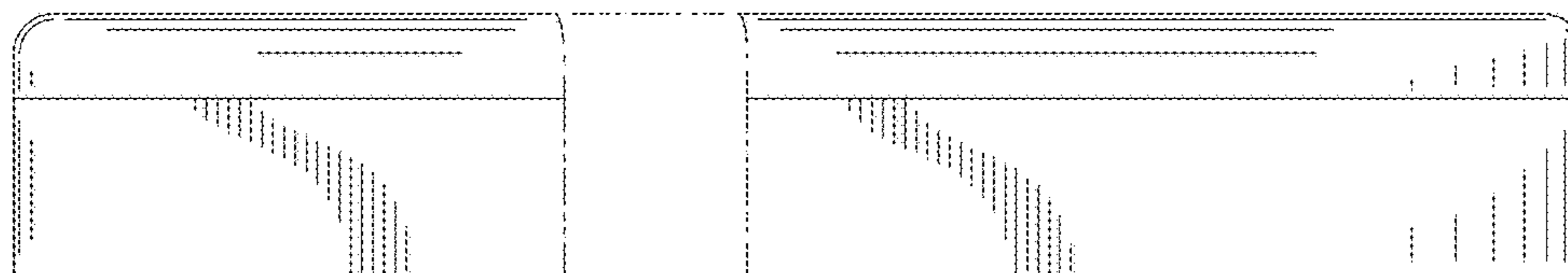


FIG.4

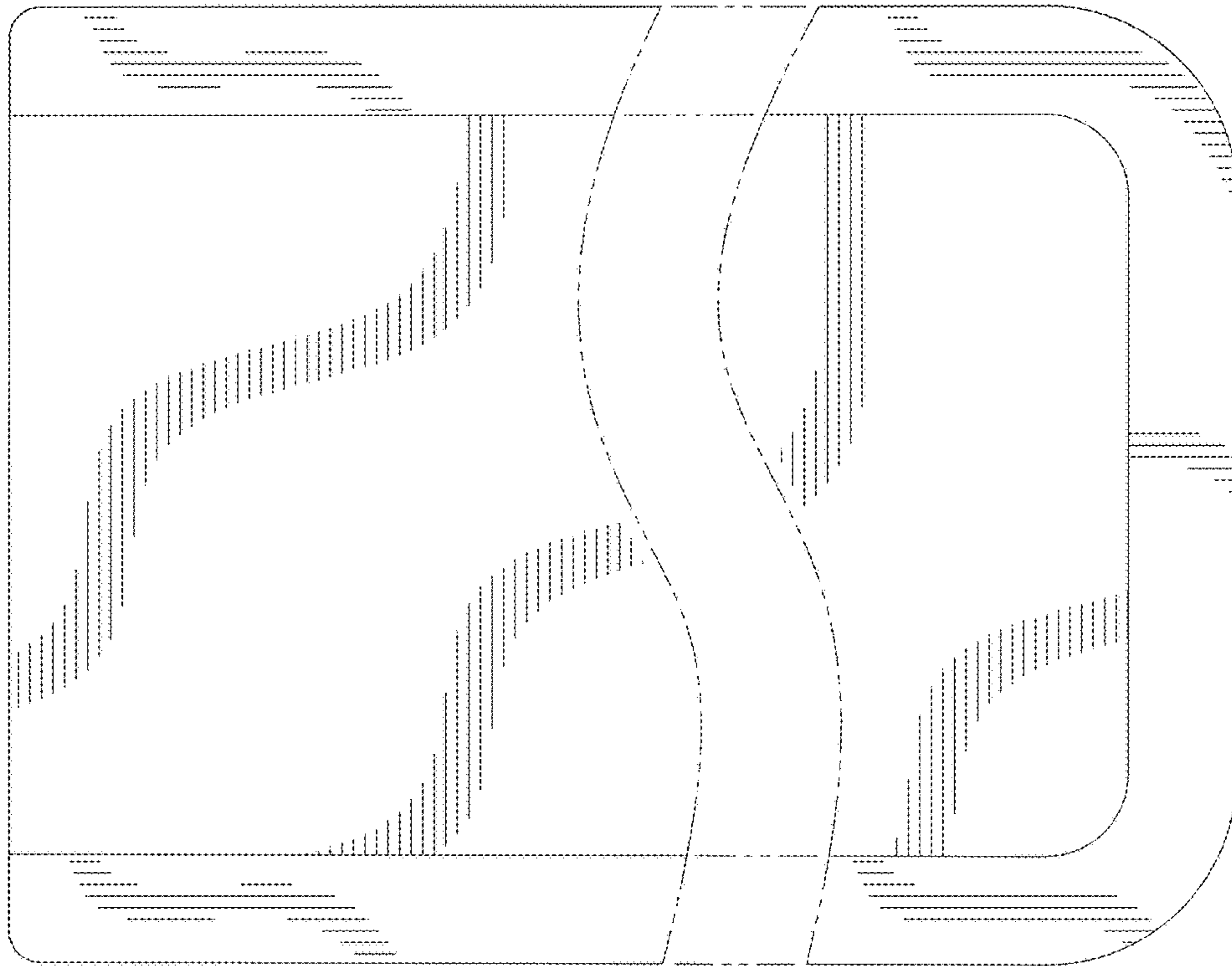


FIG. 5




FIG. 6

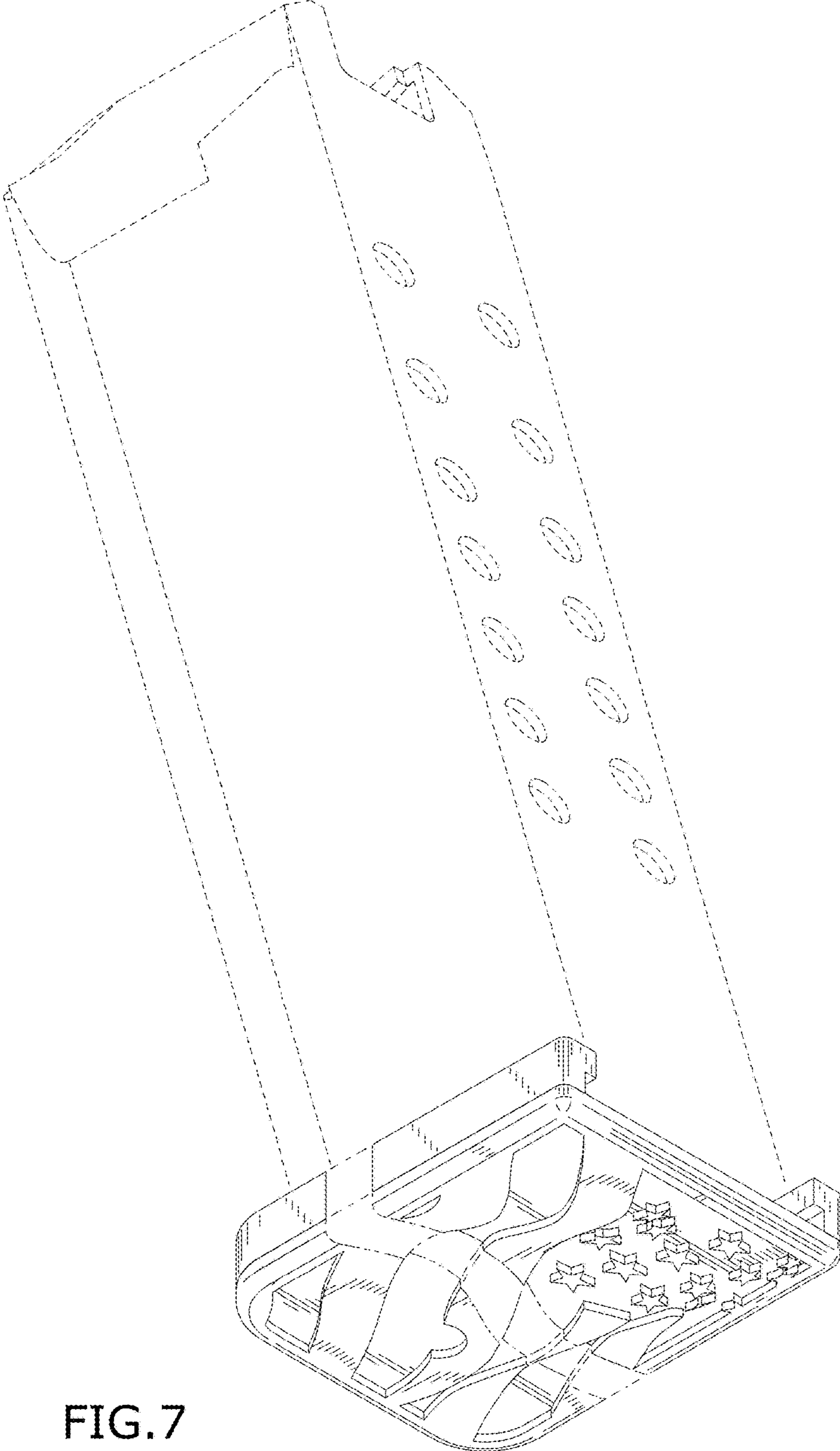


FIG. 7