



US00D836735S

(12) **United States Design Patent** (10) **Patent No.:** **US D836,735 S**
Plante et al. (45) **Date of Patent:** **** Dec. 25, 2018**

(54) **SPORTING IMPLEMENT**
(71) Applicant: **Bauer Hockey Ltd.**, Blainville (CA)
(72) Inventors: **Dominique Plante**, Pointe-Claire (CA);
Martin Chambert, Piedmont (CA)
(73) Assignee: **Bauer Hockey, LLC**, Exeter, NH (US)
(**) Term: **15 Years**
(21) Appl. No.: **29/604,455**
(22) Filed: **May 17, 2017**
(51) **LOC (11) Cl.** **21-02**
(52) **U.S. Cl.**
USPC **D21/727**
(58) **Field of Classification Search**
USPC D21/727, 753, 756-758
CPC A63B 59/70; A63B 60/00; A63B 60/46;
A63B 2102/22; A63B 2102/24
See application file for complete search history.

5,672,129 A 9/1997 Fisher et al.
5,816,949 A 10/1998 Dutchburn
5,827,141 A 10/1998 Lukey et al.
(Continued)

FOREIGN PATENT DOCUMENTS

CA 2244610 A1 2/1999
CA 2237738 A1 12/1999
(Continued)

OTHER PUBLICATIONS

Jun. 12, 2018—U.S. Non-Final Office Action—U.S. Appl. No. 15/597,958.
(Continued)

Primary Examiner — Mitchell I. Siegel
(74) *Attorney, Agent, or Firm* — Banner & Witcoff, Ltd.

(57) **CLAIM**

The ornamental design for a sporting implement, as shown and described.

(56) **References Cited**

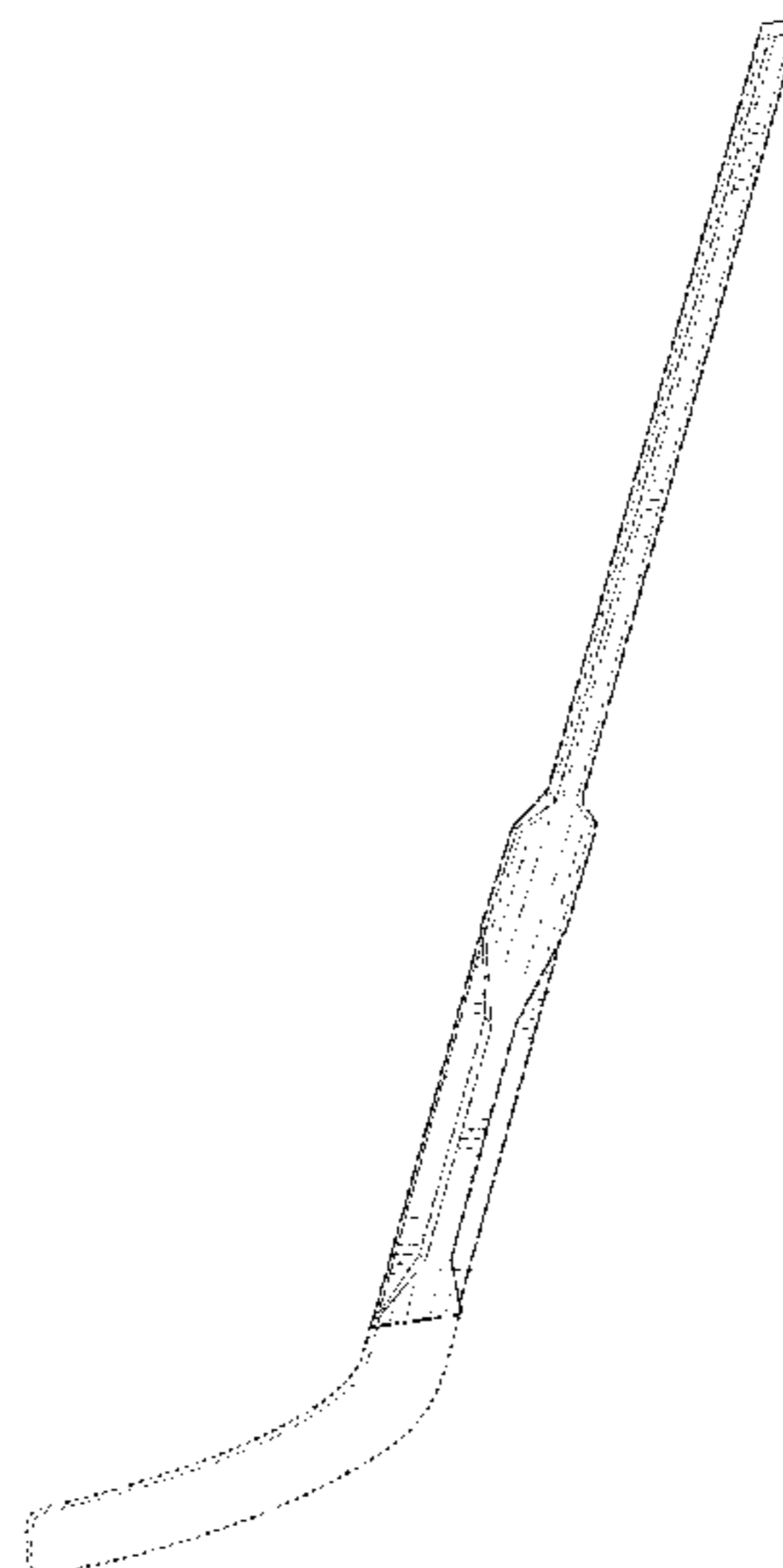
U.S. PATENT DOCUMENTS

1,183,473 A * 5/1916 McNiece A63B 60/00
473/560
D241,758 S * 10/1976 Matilainen D21/727
D244,790 S 6/1977 Carlson et al.
D263,329 S * 3/1982 Clayton D21/727
4,340,224 A * 7/1982 Staats A63B 60/50
473/563
4,544,157 A * 10/1985 Curtis A63B 60/10
473/560
4,651,990 A 3/1987 Profit
D344,115 S * 2/1994 Goyette D21/727
5,429,352 A 7/1995 Leclerc
D363,326 S 10/1995 LeClerc
5,456,463 A * 10/1995 Dolan A63B 59/70
473/563
5,484,146 A 1/1996 Loschiavo
5,511,776 A 4/1996 Huru
5,603,498 A 2/1997 Crawford et al.

DESCRIPTION

FIG. 1 is a top, left, rear perspective view of a sporting implement showing our new design;
FIG. 2 is a rear view thereof;
FIG. 3 is a front view thereof;
FIG. 4 is a top view thereof;
FIG. 5 is a bottom view thereof;
FIG. 6 is a left side view thereof;
FIG. 7 is a right side view thereof; and,
FIG. 8 is a cross-sectional view at 8-8 in FIG. 2 thereof.
The uneven-length broken lines represent unclaimed boundaries of the claimed design. The even-length broken lines showing the remainder of the sporting implement represent unclaimed subject matter and form no part of the claimed design.

1 Claim, 6 Drawing Sheets



(56)

References Cited

U.S. PATENT DOCUMENTS

5,863,268 A 1/1999 Birch
 D406,625 S * 3/1999 Hutzenlaub D21/727
 5,997,970 A 12/1999 You
 6,062,996 A 5/2000 Quigley et al.
 6,099,421 A 8/2000 Mayhew
 D431,621 S * 10/2000 Pagotto D21/727
 6,234,923 B1 5/2001 Gentile
 D444,520 S * 7/2001 O'Malley D21/727
 6,471,609 B1 10/2002 Fell
 D496,703 S * 9/2004 Gans D21/727
 7,044,870 B2 5/2006 Pagotto
 7,294,072 B2 11/2007 Montecchia
 7,326,136 B2 2/2008 Jean et al.
 7,438,655 B2 10/2008 Garcia
 7,476,167 B2 1/2009 Garcia
 7,914,403 B2 3/2011 Ie
 D684,225 S * 6/2013 LaCroix D21/727
 8,608,597 B2 12/2013 Avnery et al.
 8,801,550 B2 8/2014 Jeanneau et al.
 8,905,873 B2 12/2014 Lowden
 9,039,549 B2 5/2015 Villar et al.
 9,044,658 B2 6/2015 Xun et al.
 9,101,804 B2 * 8/2015 Brenner A63B 59/0029
 9,248,356 B2 2/2016 Pearson et al.
 D752,166 S * 3/2016 Kozac D21/727
 9,320,952 B2 4/2016 Downing et al.
 D770,582 S * 11/2016 Gosselin D21/727
 9,687,706 B1 6/2017 Cormier
 2005/0070382 A1 3/2005 Loschiavo
 2005/0130759 A1 6/2005 Hayden et al.
 2005/0215365 A1 9/2005 Lussier et al.
 2006/0046866 A1 3/2006 Rigoli
 2006/0217218 A1 9/2006 Ponzini
 2006/0281591 A1 * 12/2006 Wikstrom A63B 60/00
 473/560
 2007/0275795 A1 11/2007 Barkume
 2008/0026885 A1 1/2008 Lamson et al.
 2009/0005198 A1 1/2009 Shiu
 2009/0264229 A1 10/2009 Forsberg

2010/0087281 A1 4/2010 Kotula
 2010/0125010 A1 5/2010 Martin
 2010/0323829 A1 * 12/2010 Cross A63B 59/70
 473/560
 2012/0046136 A1 2/2012 Allen et al.
 2012/0202625 A1 * 8/2012 McGibbon A63B 59/70
 473/561
 2012/0244968 A1 9/2012 Jeanneau
 2012/0283054 A1 11/2012 Jeanneau et al.
 2013/0045822 A1 * 2/2013 Stefan A63B 60/48
 473/560
 2015/0126310 A1 5/2015 Brenner
 2016/0236050 A1 8/2016 Allard et al.
 2017/0319924 A1 11/2017 Nalbandian
 2017/0326423 A1 11/2017 Kozac

FOREIGN PATENT DOCUMENTS

DE 8808330 U1 9/1988
 GB 336027 A 10/1930
 GB 2032123 5/1994
 GB 2032124 5/1994
 GB 2462191 A 2/2010
 WO D013665-001 7/1989
 WO D024879-001 3/1993
 WO D024879-002 3/1993

OTHER PUBLICATIONS

U.S. Appl. No. 15/597,958, filed May 17, 2017, by inventors Dominique Plante and Martin Chambert.
 U.S. Appl. No. 29/604,462, filed May 17, 2017, by inventors Dominique Plante and Martin Chambert.
 U.S. Appl. No. 29/604,453, filed May 17, 2017, by inventors Dominique Plante and Martin Chambert.
 U.S. Appl. No. 29/604,456, filed May 17, 2017, by inventors Dominique Plante and Martin Chambert.
 U.S. Appl. No. 29/604,459, filed May 17, 2017, by inventors Dominique Plante and Martin Chambert.

* cited by examiner

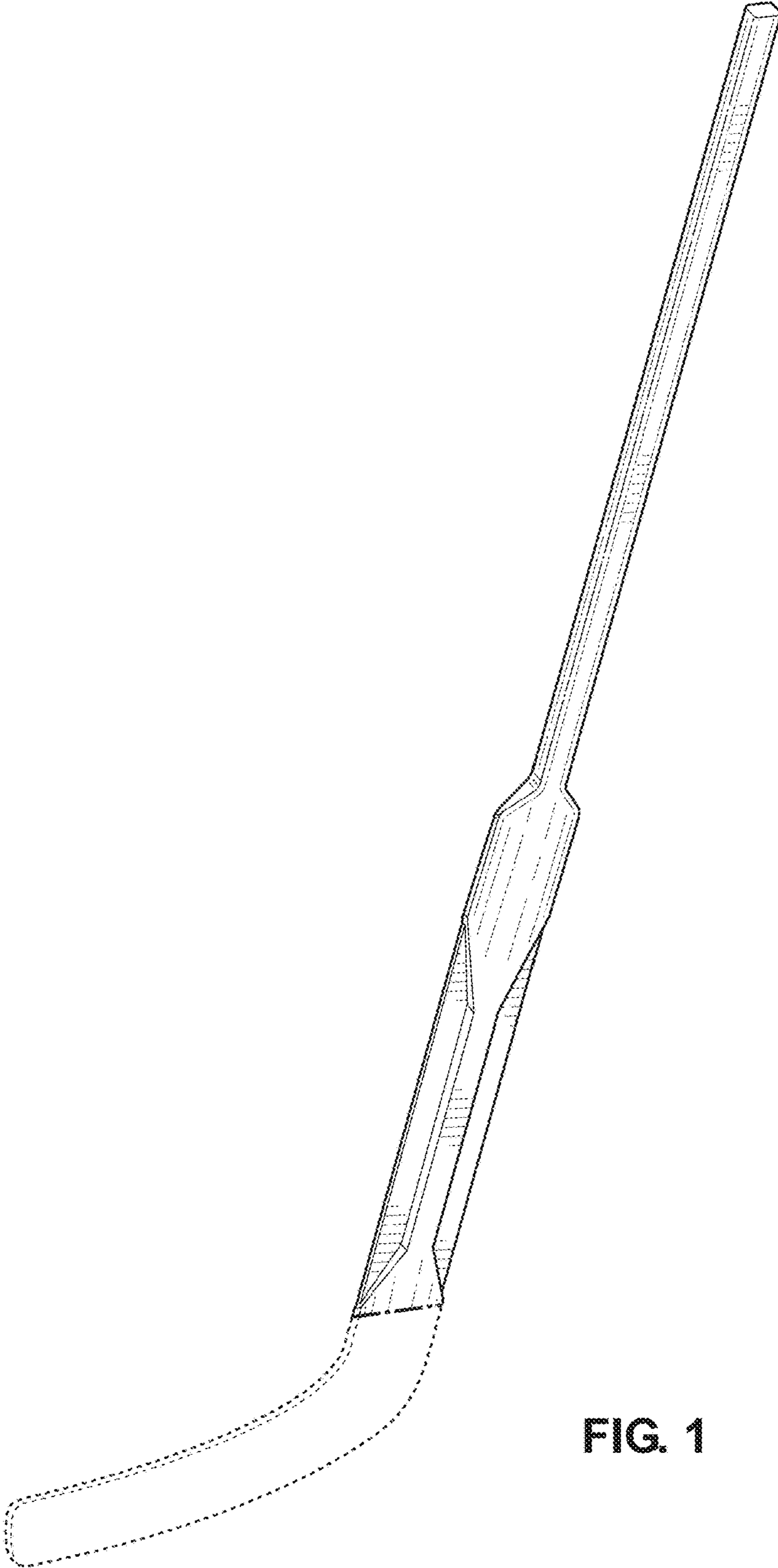


FIG. 1

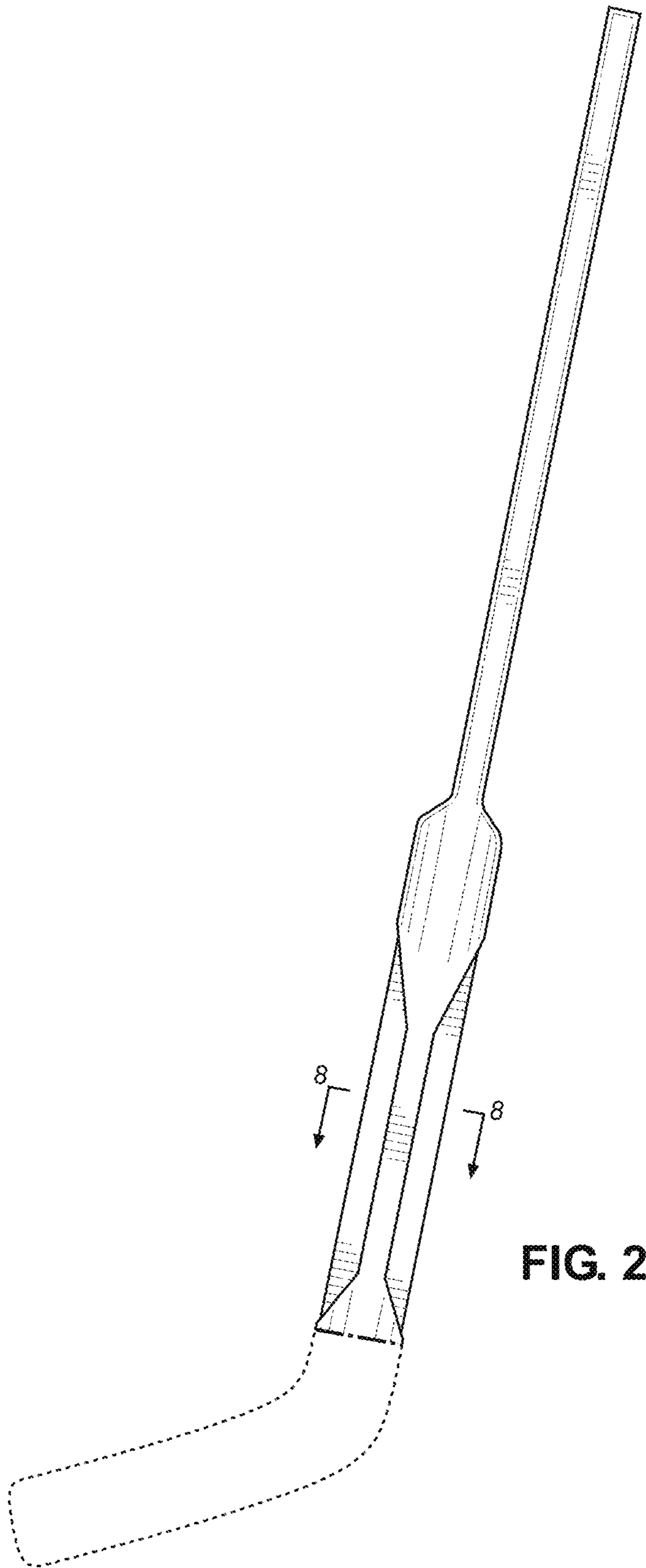


FIG. 2

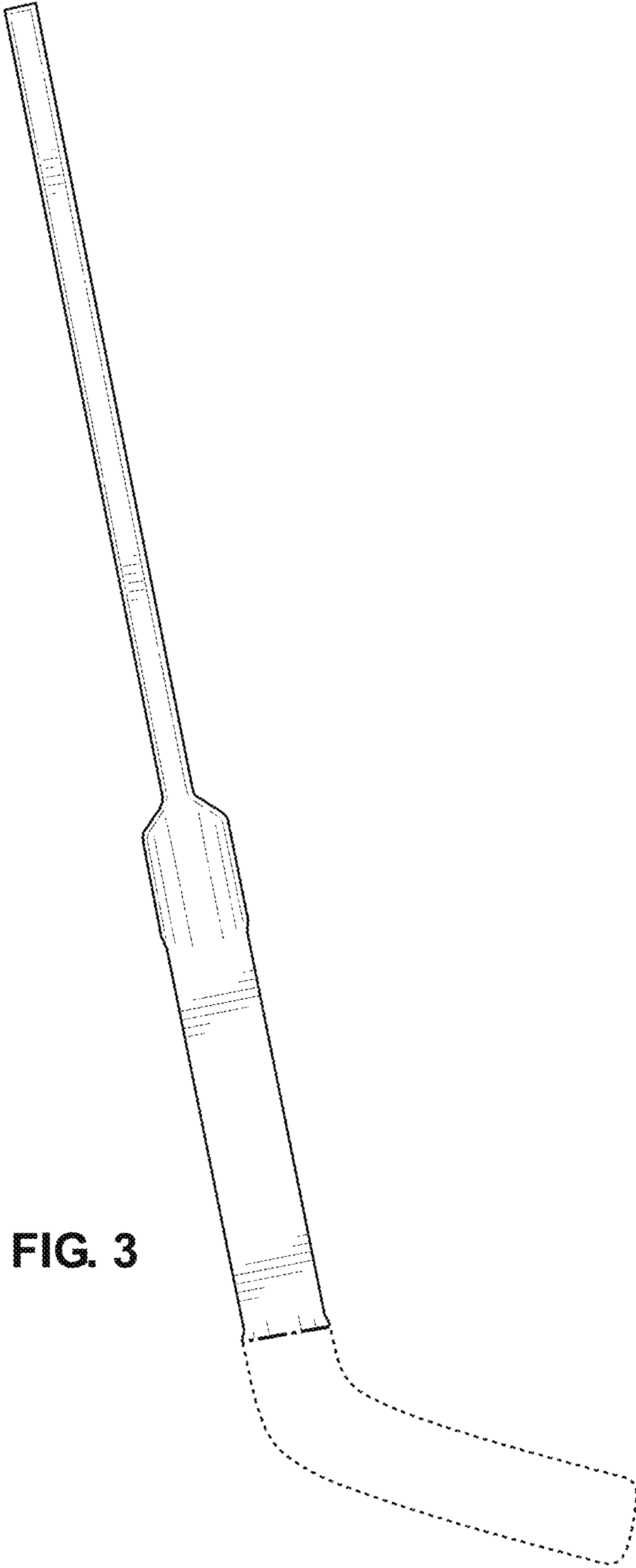


FIG. 3




FIG. 4



FIG. 5

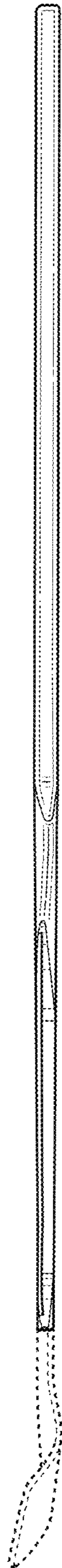


FIG. 6

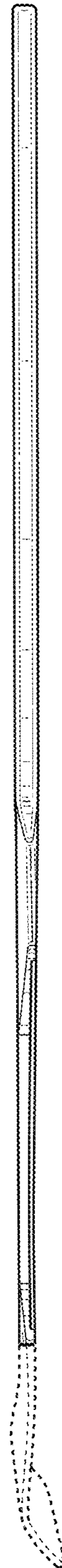


FIG. 7



FIG. 8