



US00D836730S

(12) **United States Design Patent** (10) **Patent No.:** **US D836,730 S**
Hego et al. (45) **Date of Patent:** **** Dec. 25, 2018**

(54) **TOY VEHICLE**
(71) Applicant: **DC Comics**, New York, NY (US)
(72) Inventors: **David Hego**, London (GB); **Lee Adamson**, London (GB); **Lee Oliver**, London (GB)
(73) Assignee: **DC Comics**, Burbank, CA (US)
(**) Term: **14 Years**
(21) Appl. No.: **29/517,738**
(22) Filed: **Feb. 16, 2015**

D317,485 S * 6/1991 Mochizuki D21/550
D317,486 S * 6/1991 Fujinami D21/550
D318,924 S * 8/1991 Yoshino D21/550
D375,704 S * 11/1996 Flattery D12/86
D396,662 S * 8/1998 Belker D12/86
D513,630 S * 1/2006 Wei D21/550
D531,233 S * 10/2006 Proch D21/433
D568,419 S * 5/2008 Tombazis D21/549
D690,372 S * 9/2013 Fujiwara D21/550
D691,676 S * 10/2013 Bleyer D21/548
D695,148 S * 12/2013 Bowlby D12/88
D707,590 S * 6/2014 Bowlby D12/88
D729,695 S * 5/2015 Bowlby D12/88
D732,426 S * 6/2015 Bowlby D12/88
D755,906 S * 5/2016 Newey D21/550

* cited by examiner

(30) **Foreign Application Priority Data**

Aug. 14, 2014 (EM) 002519744

(51) **LOC (11) Cl.** **21-01**

(52) **U.S. Cl.**
USPC **D21/550**

(58) **Field of Classification Search**
USPC D21/533, 548, 549, 550, 560; 446/154, 446/164, 231, 233, 236-242, 265, 266, 446/273, 437, 462, 465, 470; D12/86, D12/88, 92, 108
CPC A63H 17/26; A63H 17/262; A63H 17/264; A63H 17/266; A63H 17/36; A63H 17/38; A63H 29/00; A63H 29/22; A63H 29/24; A63H 30/04
See application file for complete search history.

(56) **References Cited**

U.S. PATENT DOCUMENTS

D266,342 S * 9/1982 Wilkes D21/549
D311,882 S * 11/1990 Furst D12/92

Primary Examiner — Cynthia M. Chin

(74) *Attorney, Agent, or Firm* — Banner & Witcoff, Ltd.

(57) **CLAIM**

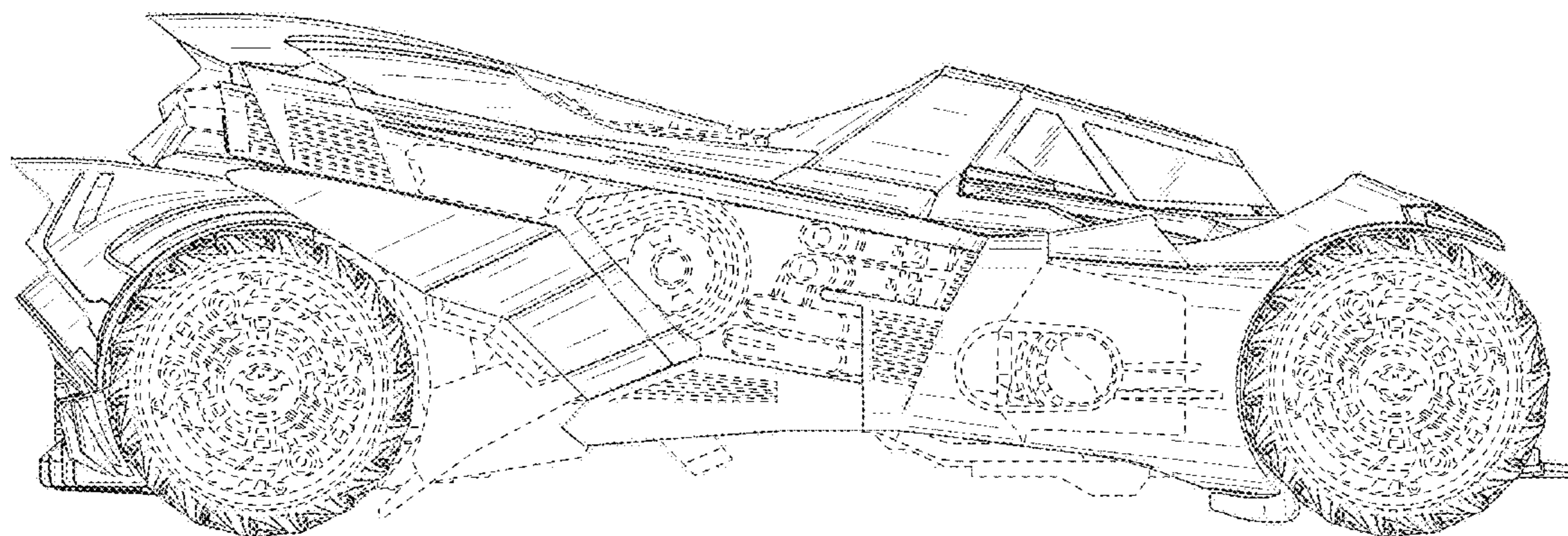
The ornamental design for a toy vehicle, as shown and described.

DESCRIPTION

FIG. 1 is a right side view of a toy vehicle showing our new design, the left side view being a mirror image thereof; FIG. 2 is a front view thereof; FIG. 3 is a rear view thereof; FIG. 4 is a top view thereof; and, FIG. 5 is a bottom view thereof.

The unshaded surfaces are included to identify parts of the vehicle that form no part of the claimed design. The broken lines are for the purpose of illustrating various portions of the vehicle that form no part of the claim.

1 Claim, 5 Drawing Sheets



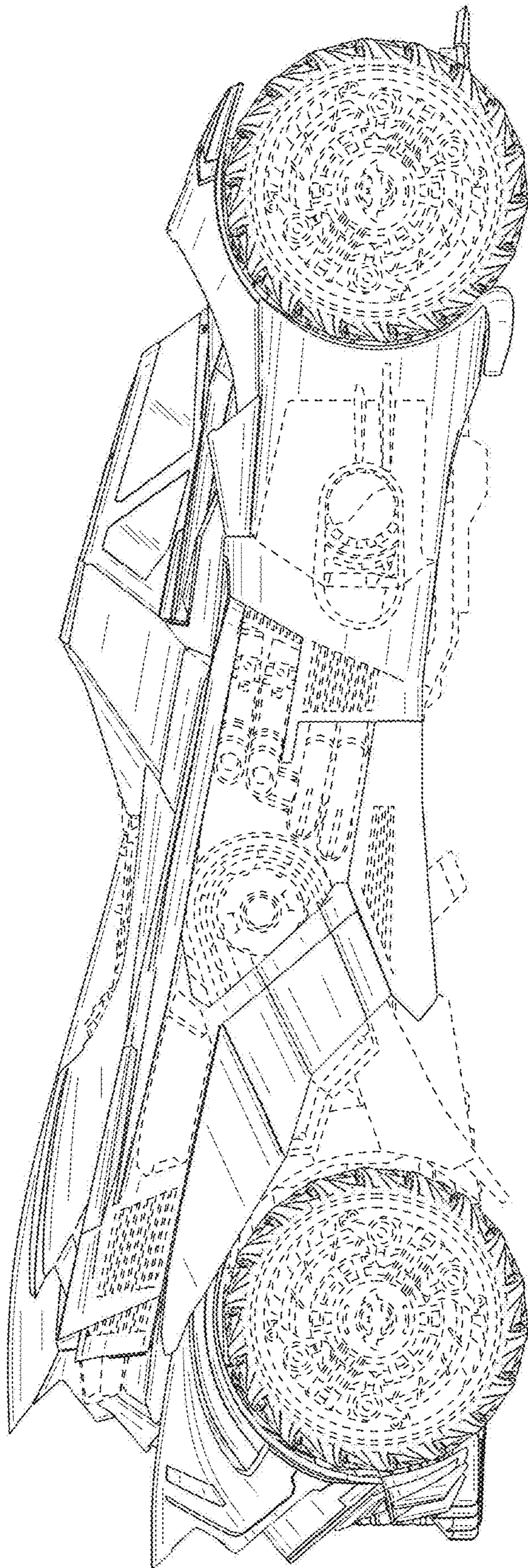


FIG. 1

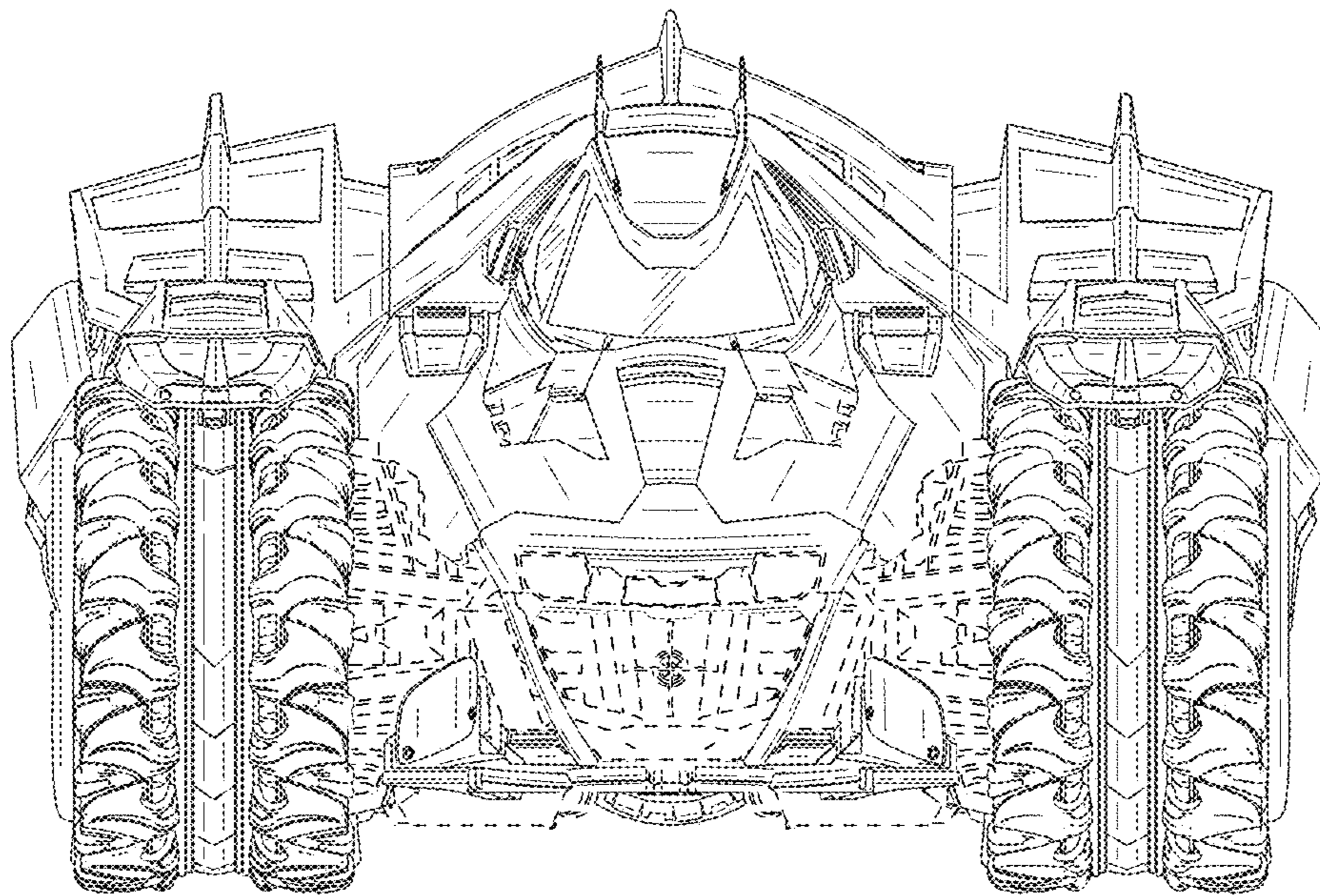


FIG. 2




FIG. 3

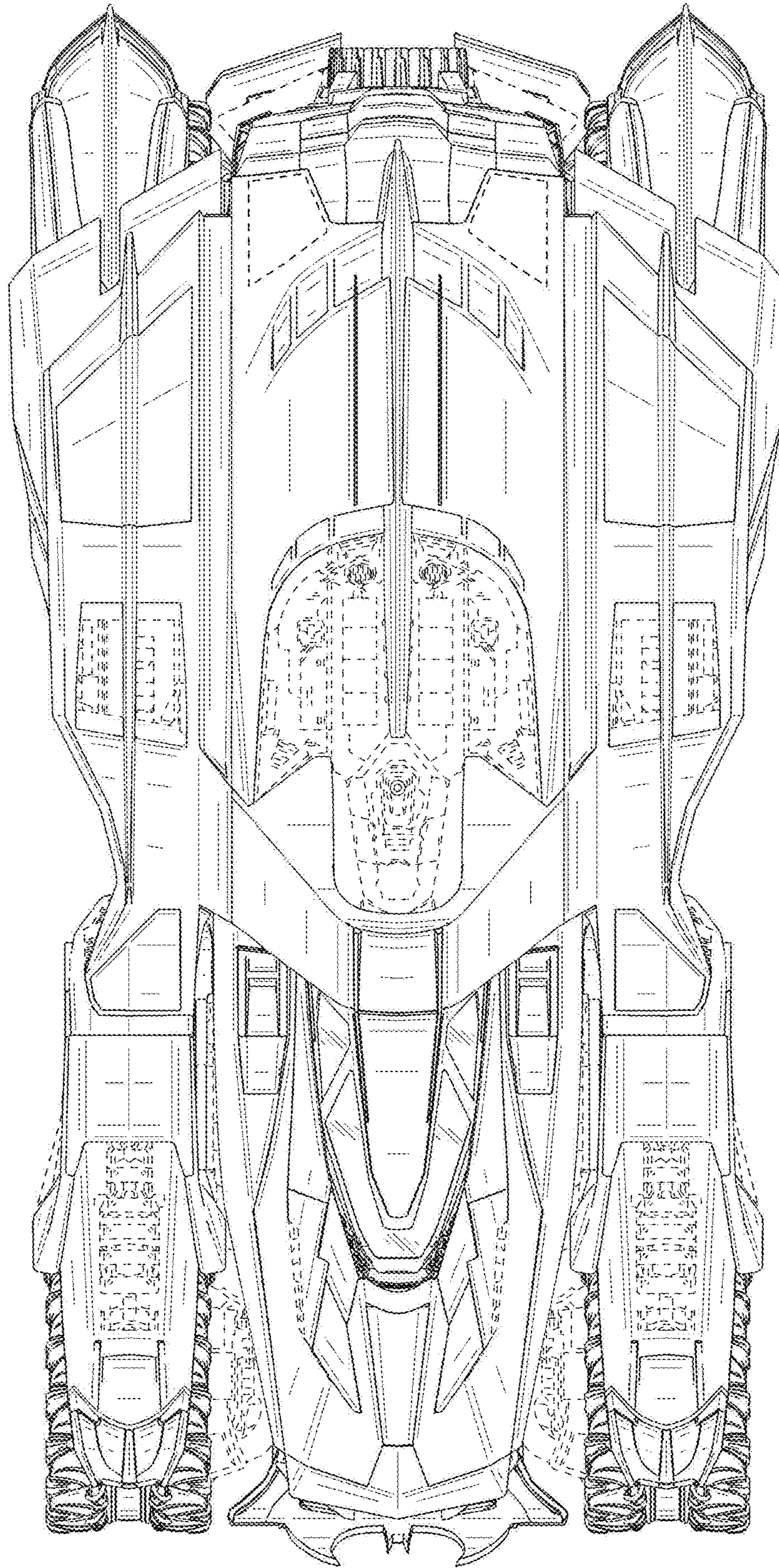


FIG. 4

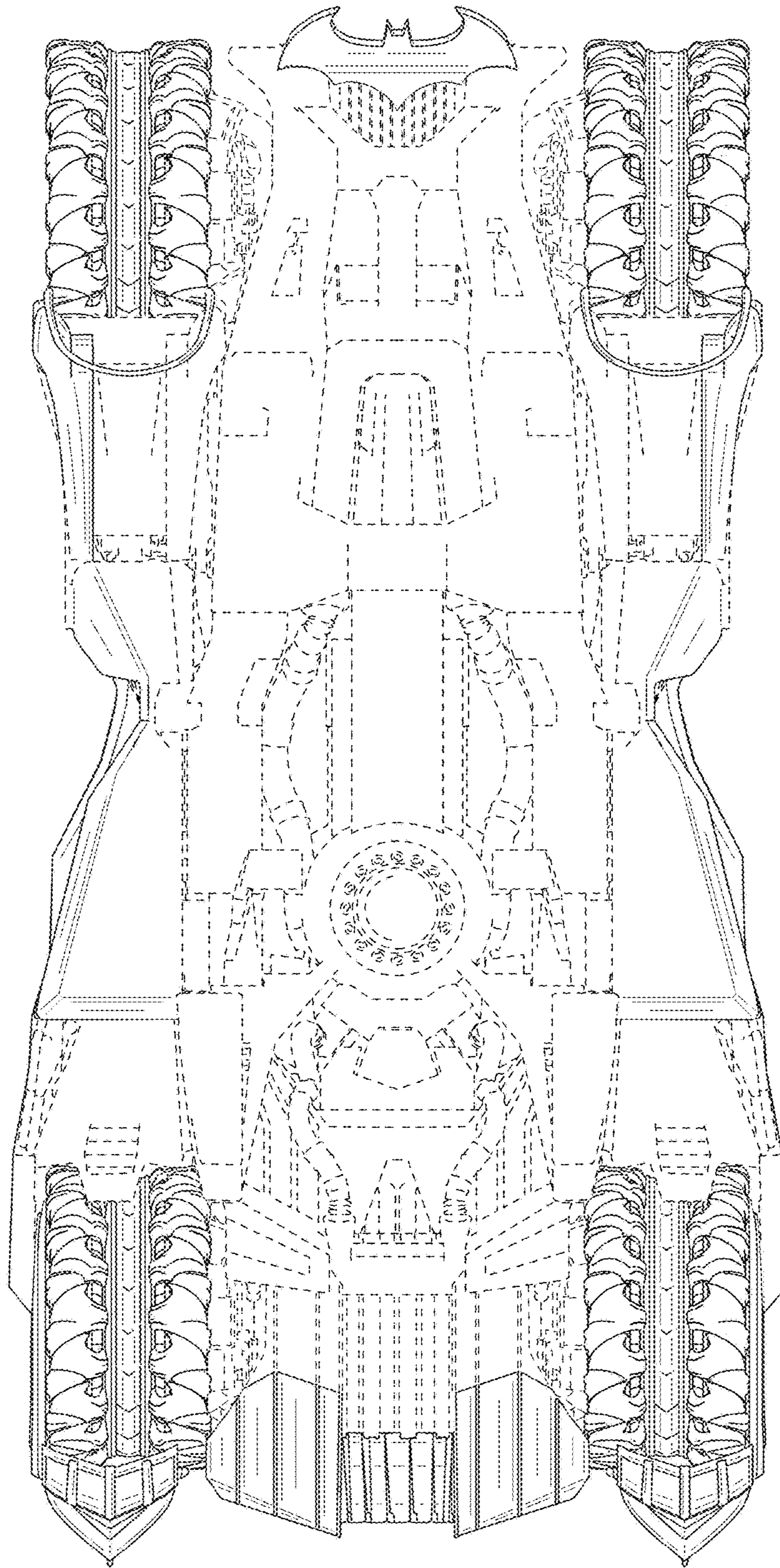


FIG. 5