



US00D836706S

(12) **United States Design Patent**
Jamin

(10) **Patent No.:** **US D836,706 S**

(45) **Date of Patent:** **** Dec. 25, 2018**

(54) **SUNGLASSES**

(71) Applicant: **CHRISTIAN DIOR COUTURE**, Paris (FR)

(72) Inventor: **Mathieu Jamin**, Champaigny sur Marne (FR)

(**) Term: **15 Years**

(21) Appl. No.: **35/502,389**

(22) Filed: **Jan. 24, 2017**

(80) **Hague Agreement Data**

Int. Filing Date: **Sep. 29, 2016**

Int. Reg. No.: **DM/094381**

Int. Reg. Date: **Jan. 24, 2017**

Int. Reg. Pub. Date: **Feb. 3, 2017**

(51) **LOC (11) Cl.** **16-01**

(52) **U.S. Cl.**
USPC **D16/326**

(58) **Field of Classification Search**
USPC D16/101, 300–342, 900; D21/483,
D21/659–661; D14/372
CPC G02C 2200/08; G02C 1/06; G02C 5/14;
G02C 11/02; G02C 11/04; G01C 5/16;
A61M 2021/0044; A63B 33/002
See application file for complete search history.

(56) **References Cited**

U.S. PATENT DOCUMENTS

D181,967 S * 1/1958 Fleming D16/326
D292,985 S * 12/1987 Hanagata D16/320

D296,563 S * 7/1988 Matthias D16/320
D301,480 S * 6/1989 Sonthonnax D16/320
D314,780 S * 2/1991 Ramp D16/320
D350,967 S * 9/1994 Cereda D16/315
D358,160 S * 5/1995 Conway D16/326
D392,664 S * 3/1998 Raub D16/326
D426,848 S * 6/2000 Hartman D16/326
D531,656 S * 11/2006 Della Valle D16/326
D542,831 S * 5/2007 Mouclier D16/309
D586,840 S * 2/2009 Wilkerson D16/301
D614,228 S * 4/2010 Mouclier D16/326
D616,918 S * 6/2010 Rohrbach D16/320
D705,340 S * 5/2014 Shin D16/320
D746,357 S * 12/2015 Markovitz D16/320
D746,359 S * 12/2015 Markovitz D16/320
D815,187 S * 4/2018 Markovitz D16/325
D822,095 S * 7/2018 Nicotra D16/326

* cited by examiner

Primary Examiner — Manpreet S Matharu

Assistant Examiner — Holly E Thurman


(57) **CLAIM**

The ornamental design for sunglasses, as shown and described.


DESCRIPTION

FIG. 1.1 is a front view of a pair of sunglasses showing my new design;
FIG. 1.2 is a rear view thereof;
FIG. 1.3 is a left view thereof;
FIG. 1.4 is a right view thereof;
FIG. 1.5 is a bottom view thereof;
FIG. 1.6 is a top view thereof;
FIG. 1.7 is a right, front perspective view thereof; and
FIG. 1.8 is a left, rear perspective view thereof.


1 Claim, 8 Drawing Sheets




1.1




1.2




1.3




1.4




1.5



1.6



1.7



1.8

