



US00D836704S

(12) **United States Design Patent**
Jamin

(10) **Patent No.:** **US D836,704 S**

(45) **Date of Patent:** **** Dec. 25, 2018**

(54) **SUNGLASSES**

(71) Applicant: **Christian Dior Couture S.A.**, Paris (FR)

(72) Inventor: **Mathieu Jamin**, Champaigny sur Marne (FR)

(73) Assignee: **CHRISTIAN DIOR COUTURE S.A.**, Paris (FR)

(**) Term: **15 Years**

(21) Appl. No.: **29/597,605**

(22) Filed: **Mar. 17, 2017**

(30) **Foreign Application Priority Data**

Sep. 20, 2016 (WO) 968768801

(51) **LOC (11) Cl.** **16-06**

(52) **U.S. Cl.**
USPC **D16/317; D16/325; D16/320**

(58) **Field of Classification Search**
USPC D16/100-101, 300-342; D29/107, 110
CPC ... G02C 1/02; G02C 1/04; G02C 5/12; G02C 11/10; G02C 7/06; G02C 3/003; G02C 7/088; G02C 5/001; G02C 7/16; G02C 5/02; G02C 5/122; G02B 2027/0178
See application file for complete search history.

(56) **References Cited**

U.S. PATENT DOCUMENTS

630,887 A * 8/1899 Olivari G02C 1/08 351/67
D71,864 S * 1/1927 Donhelsberg 351/41
D75,804 S * 7/1928 McFadden 351/41
1,700,573 A * 1/1929 Siddall G02C 5/00 351/140
D80,193 S * 12/1929 Sweeney D16/317
1,779,789 A * 10/1930 Wells G02C 1/08 351/99

D86,011 S * 1/1932 Bouchard D16/317
1,935,224 A * 11/1933 Joseph G02C 3/00 351/64
D91,279 S * 1/1934 Koch D16/317
D92,093 S * 4/1934 Guhl D16/317
2,132,106 A * 10/1938 Graham G02C 1/06 351/154
2,276,275 A * 3/1942 Lindblom G02C 1/08 351/154

(Continued)

OTHER PUBLICATIONS

10 Cool Looking Steampunk Glasses That You Can Buy Now, date published Jan. 24, 2016, site visited Jul. 2, 2018, Copyright © 2016, <<https://www.jpost.com/PromoContent/Our-Favourite-Steam-punk-Glasses-442628>>.*

Primary Examiner — Cathron C Brooks

Assistant Examiner — Sharon S Oum

(74) *Attorney, Agent, or Firm* — Brinks Gilson & Lione; John C. Freeman

(57) **CLAIM**

The ornamental design for sunglasses, as shown and described.

DESCRIPTION

The present patent document claims the benefit of priority to International Design Application No. 968768801, filed Sep. 20, 2016, the entire contents of which is incorporated herein by reference.

FIG. 1 is a left front perspective view of sunglasses showing my new design;

FIG. 2 is a bottom plan view thereof;

FIG. 3 is a top plan view thereof;

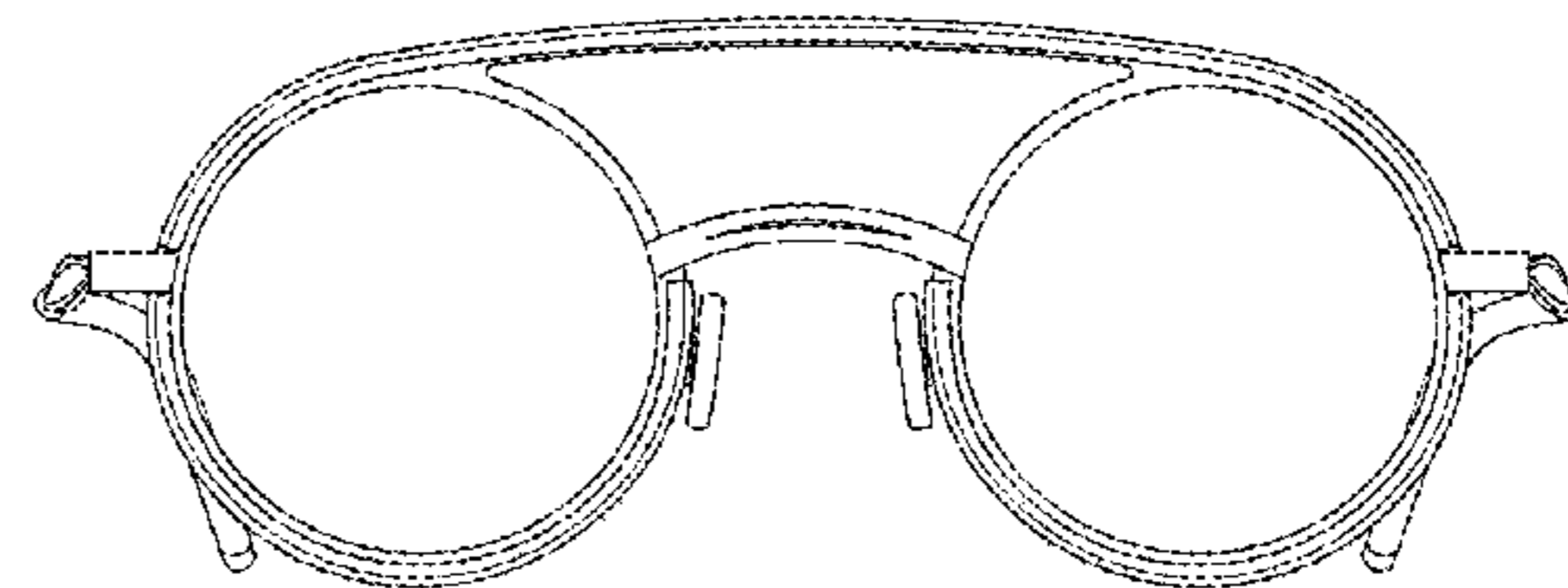
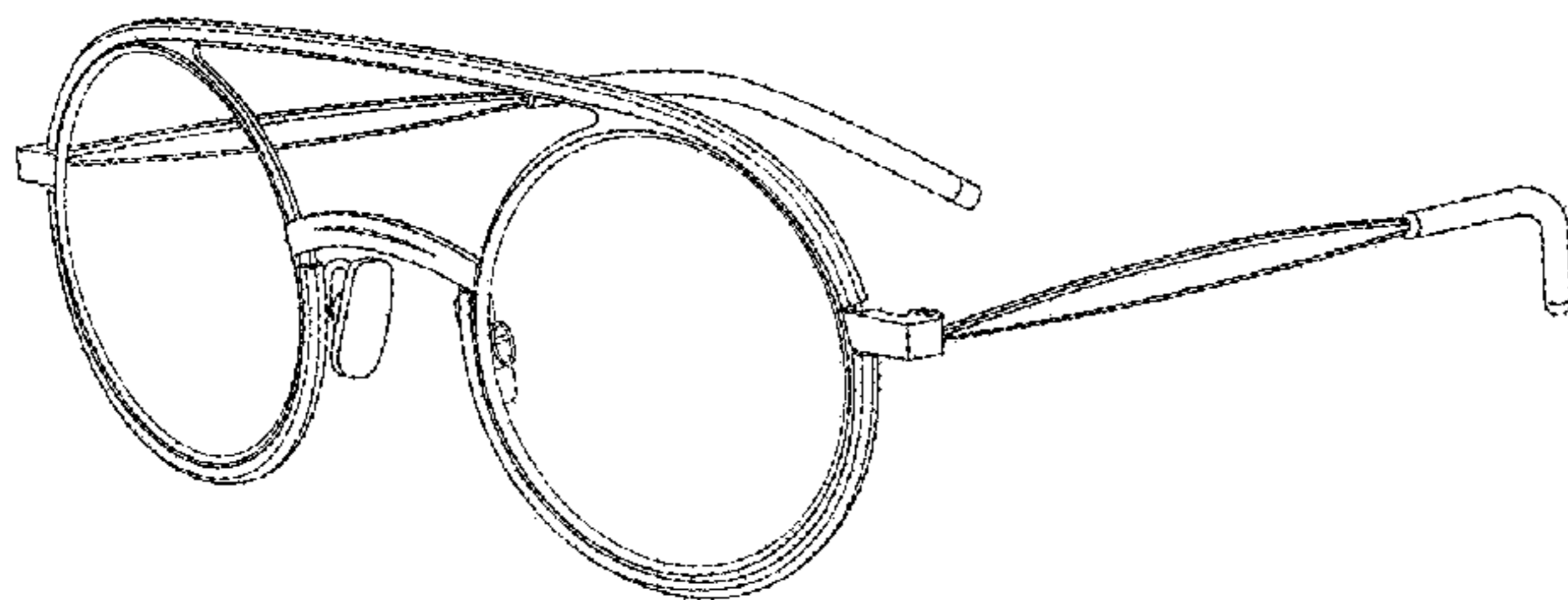
FIG. 4 is a left side elevational view thereof;

FIG. 5 is a right side elevational view thereof;

FIG. 6 is a rear elevational view thereof; and,

FIG. 7 is a front elevational view thereof.

1 Claim, 7 Drawing Sheets



(56)

References Cited

U.S. PATENT DOCUMENTS

2,492,072 A * 12/1949 Tapner G02C 1/08
351/58
2,681,593 A * 6/1954 Brusell G02C 5/00
351/132
3,958,867 A * 5/1976 Morgan G02C 7/06
351/47
D357,931 S * 5/1995 Tanner D16/317
D377,040 S * 12/1996 Khantzis D16/317
D392,664 S * 3/1998 Raub D16/326
D422,294 S * 4/2000 Venezia D16/304
D426,567 S * 6/2000 Gugler D16/320
D439,595 S * 3/2001 Gugler D16/304
D584,332 S * 1/2009 Moody D16/320
D713,444 S * 9/2014 Lee D16/303
2004/0008318 A1 * 1/2004 Pilat, Jr. G02C 1/04
351/86

* cited by examiner

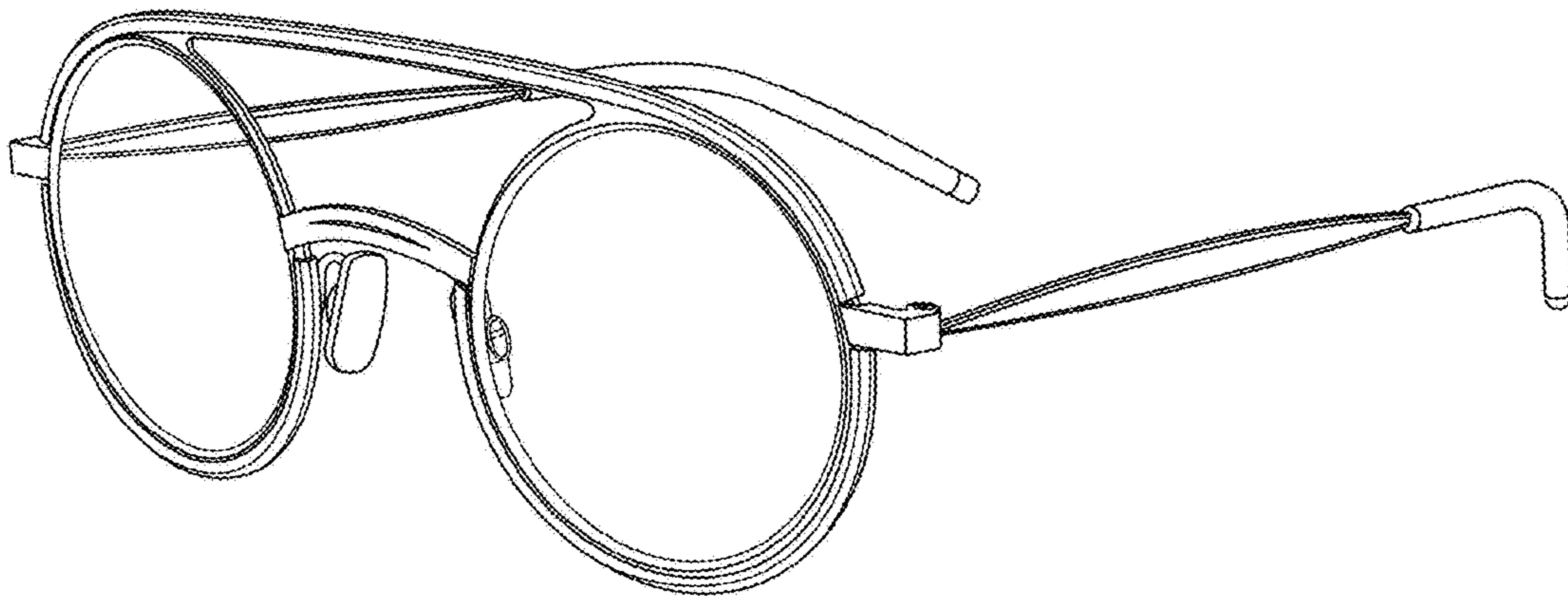


FIG. 1




FIG. 2




FIG. 3

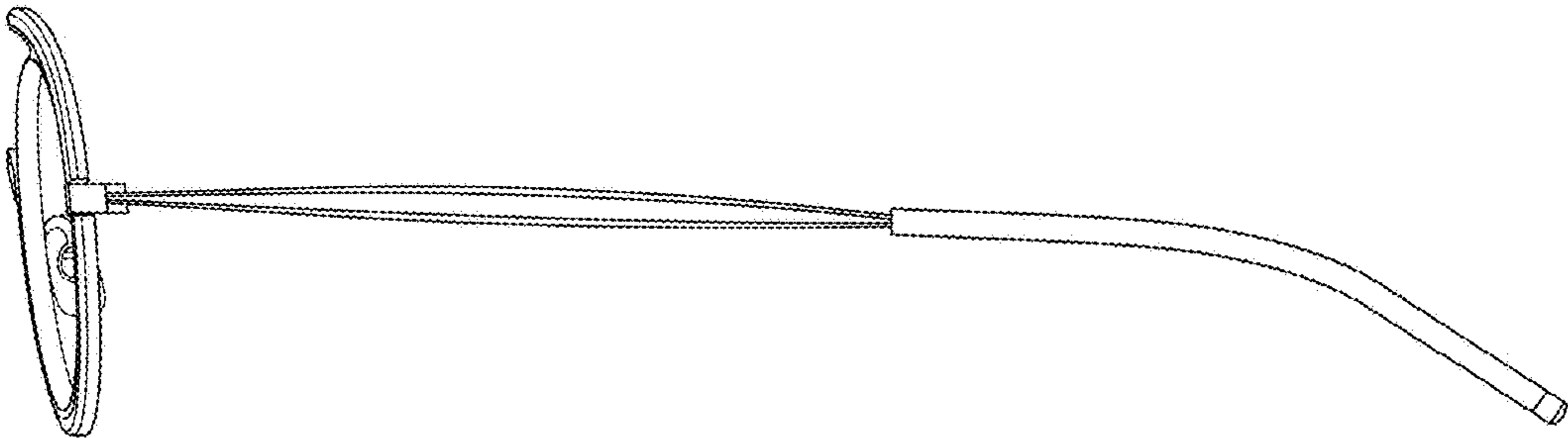


FIG. 4

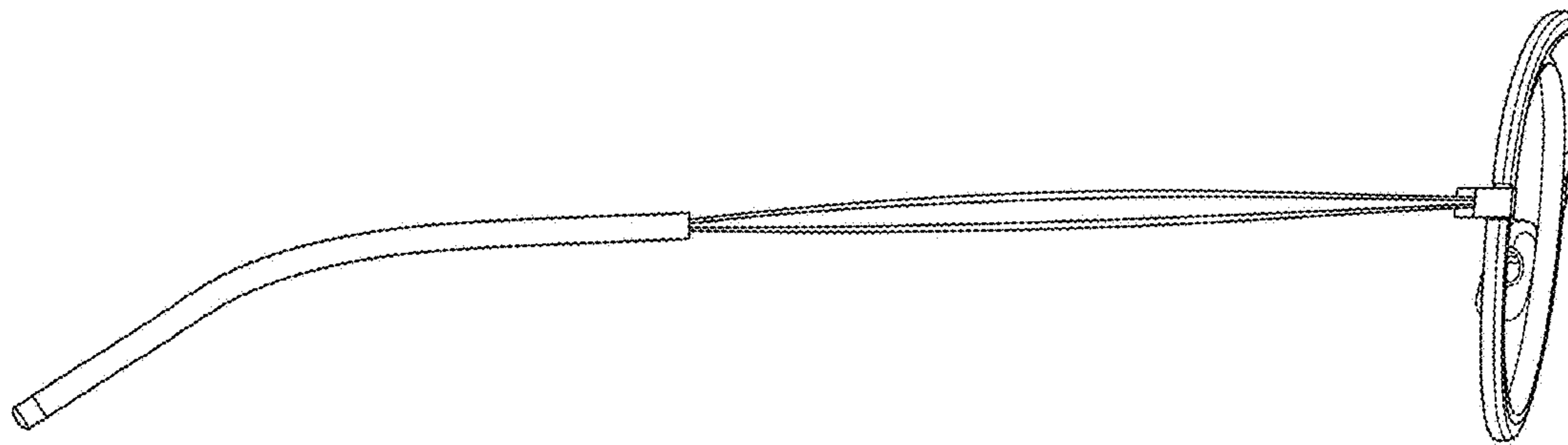


FIG. 5

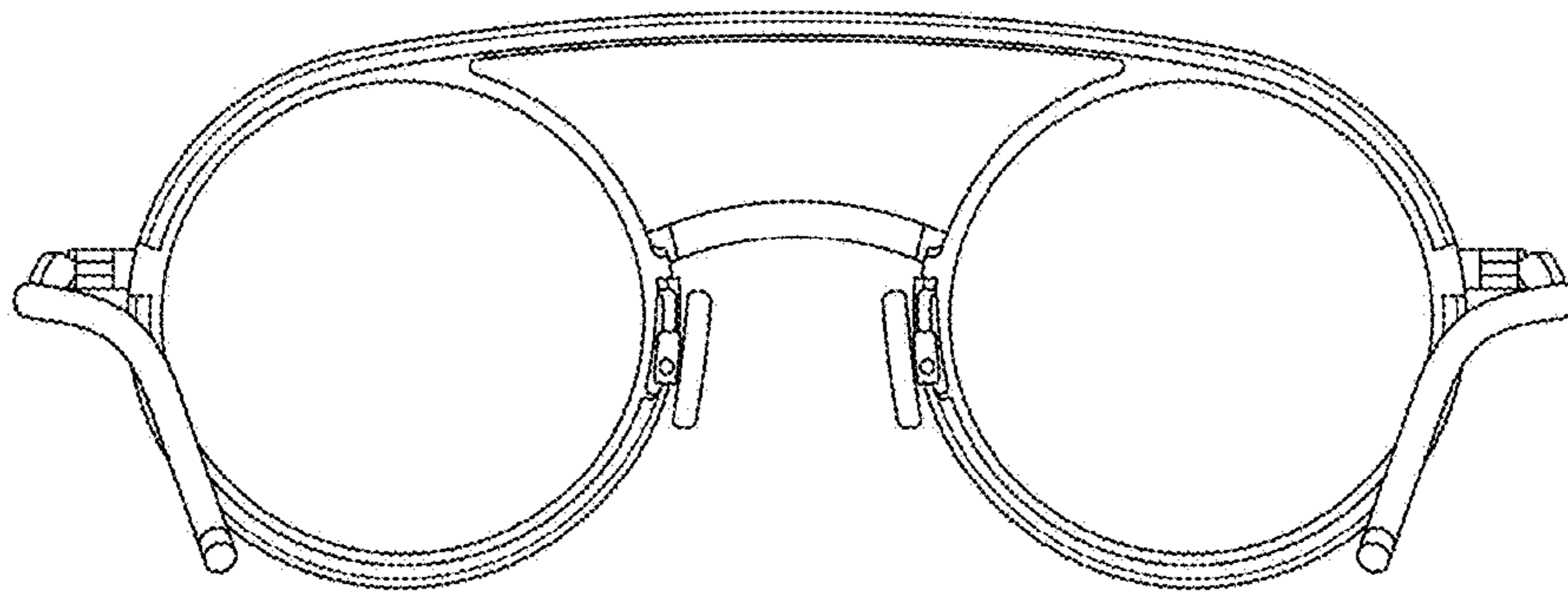


FIG. 6

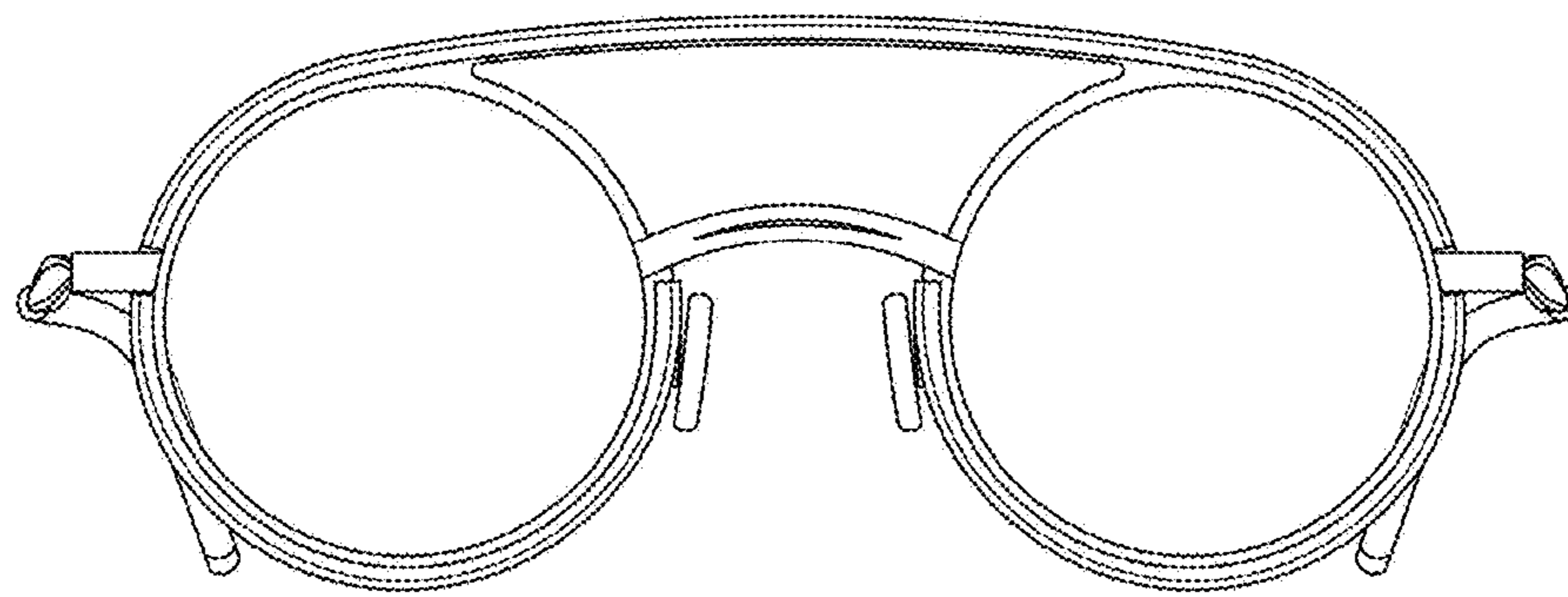


FIG. 7