



US00D836683S

(12) **United States Design Patent** (10) **Patent No.:** **US D836,683 S**
Jeon et al. (45) **Date of Patent:** **** Dec. 25, 2018**

(54) **REFRIGERATOR**

(56) **References Cited**

(71) Applicant: **SAMSUNG ELECTRONICS CO., LTD.**, Suwon-si, Gyeonggi-do (KR)

U.S. PATENT DOCUMENTS

(72) Inventors: **Sangwoon Jeon**, Seoul (KR); **Hyunil Lee**, Seoul (KR); **Junhyeok Choi**, Seongnam-si (KR)

D666,635 S *	9/2012	Jidam	D15/86
D674,823 S *	1/2013	Jidam	D15/86
D703,244 S *	4/2014	Seo	D15/86
D703,245 S *	4/2014	Seo	D15/86
D711,935 S *	8/2014	Lee	D15/86
D714,363 S *	9/2014	Jeon	D15/86
D727,375 S *	4/2015	You	D15/86
D771,724 S	11/2016	Jeon et al.		
D773,538 S *	12/2016	Jeon	D15/86
D786,947 S *	5/2017	Kim	D15/86
D789,995 S	6/2017	Kim et al.		
D798,342 S *	9/2017	Kim	D15/86

(73) Assignee: **SAMSUNG ELECTRONICS CO., LTD.**, Gyeonggi-Do (KR)

(**) Term: **15 Years**

(Continued)

(21) Appl. No.: **29/599,183**

(22) Filed: **Mar. 31, 2017**

FOREIGN PATENT DOCUMENTS

(30) **Foreign Application Priority Data**

CN	301686670 S	9/2011
CN	301760365 S	12/2011
CN	301785993 S	1/2012

Dec. 26, 2016 (KR) 30-2016-0063161

(51) **LOC (11) Cl.** **15-07**

Primary Examiner — Ian Simmons

(52) **U.S. Cl.**
USPC **D15/86**

Assistant Examiner — Khawaja Anwar

(58) **Field of Classification Search**

(74) *Attorney, Agent, or Firm* — Cantor Colburn LLP

USPC D15/79–91
 CPC .. F25D 11/00; F25D 17/065; F25D 2325/022;
 F25D 23/069; F25D 25/025; F25D 11/02;
 F25D 17/062; F25D 21/12; F25D 21/125;
 F25D 21/14; F25D 2317/061; F25D
 2317/067; F25D 2323/021; F25D
 2323/024; F25D 23/028; F25D 23/04;
 F25D 23/066; F25D 23/085; F25D
 23/087; F25D 23/126; F25D 2400/02;
 F25D 2400/06; F25D 2400/361; F25D
 2400/40; F25D 25/005; F25D 25/02;
 F25D 2600/02; F25D 2700/02; F25D
 2700/12; F25D 2700/121; F25D 2700/14;
 F25D 29/00

(57) **CLAIM**

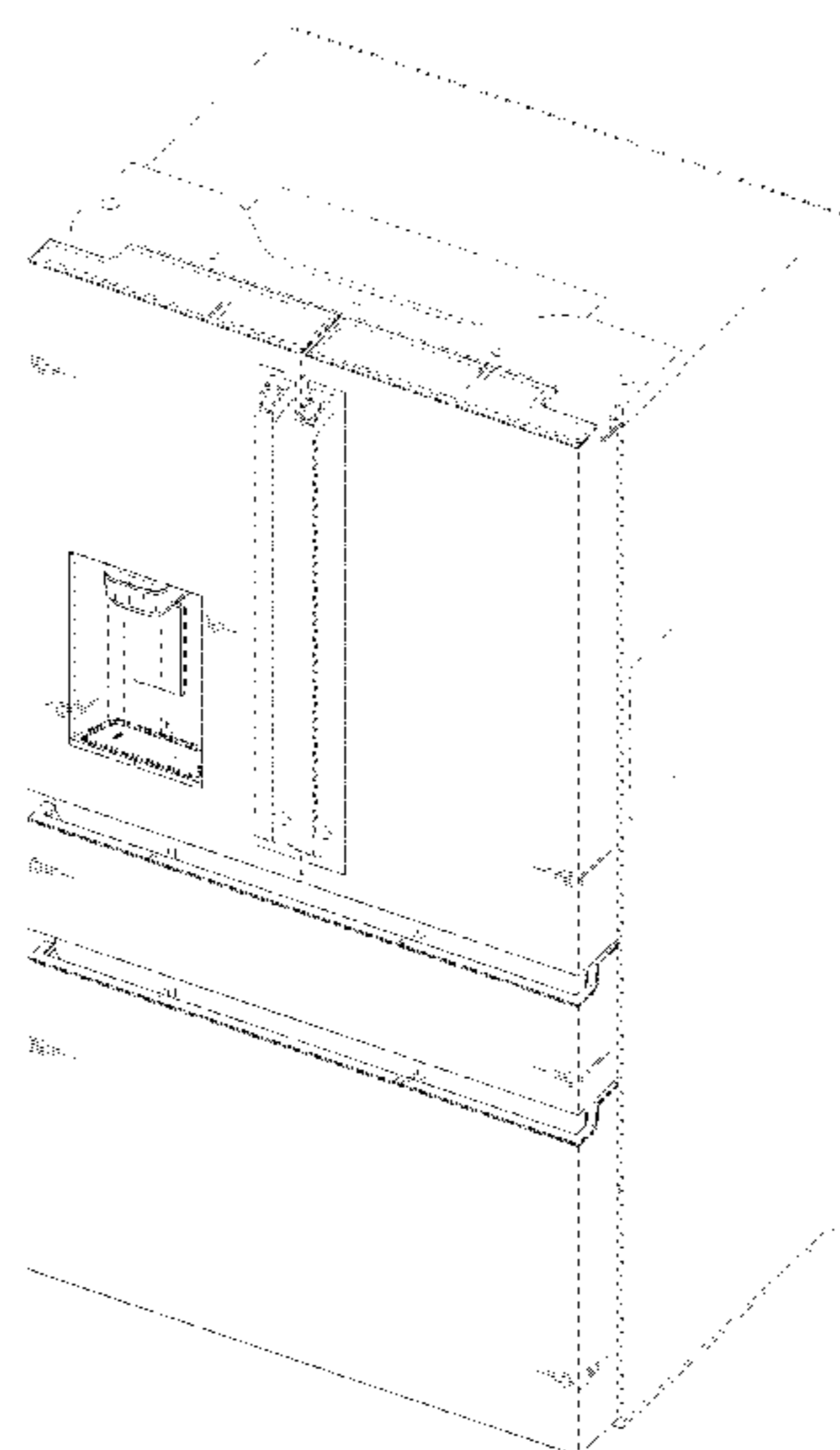
The ornamental design for a refrigerator, as shown and described.

DESCRIPTION

FIG. 1 is a front perspective view of a refrigerator showing our new design;
 FIG. 2 is a front view thereof;
 FIG. 3 is a rear view thereof;
 FIG. 4 is a left-side view thereof;
 FIG. 5 is a right-side view thereof;
 FIG. 6 is a top view thereof; and,
 FIG. 7 is a bottom view thereof.
 The broken lines illustrating portions of the refrigerator form no part of the claimed design. The dot dash lines in the figures represent an unclaimed boundary line and form no part of the claimed design.

See application file for complete search history.

1 Claim, 7 Drawing Sheets



(56)

References Cited

U.S. PATENT DOCUMENTS

D798,343 S	9/2017	Kwon et al.
D798,344 S	9/2017	Kim et al.
D810,794 S	2/2018	Kim et al.
D814,533 S	4/2018	Kim et al.
D825,624 S	8/2018	Kwon et al.
D827,683 S	9/2018	Jeon et al.

* cited by examiner

FIG. 1

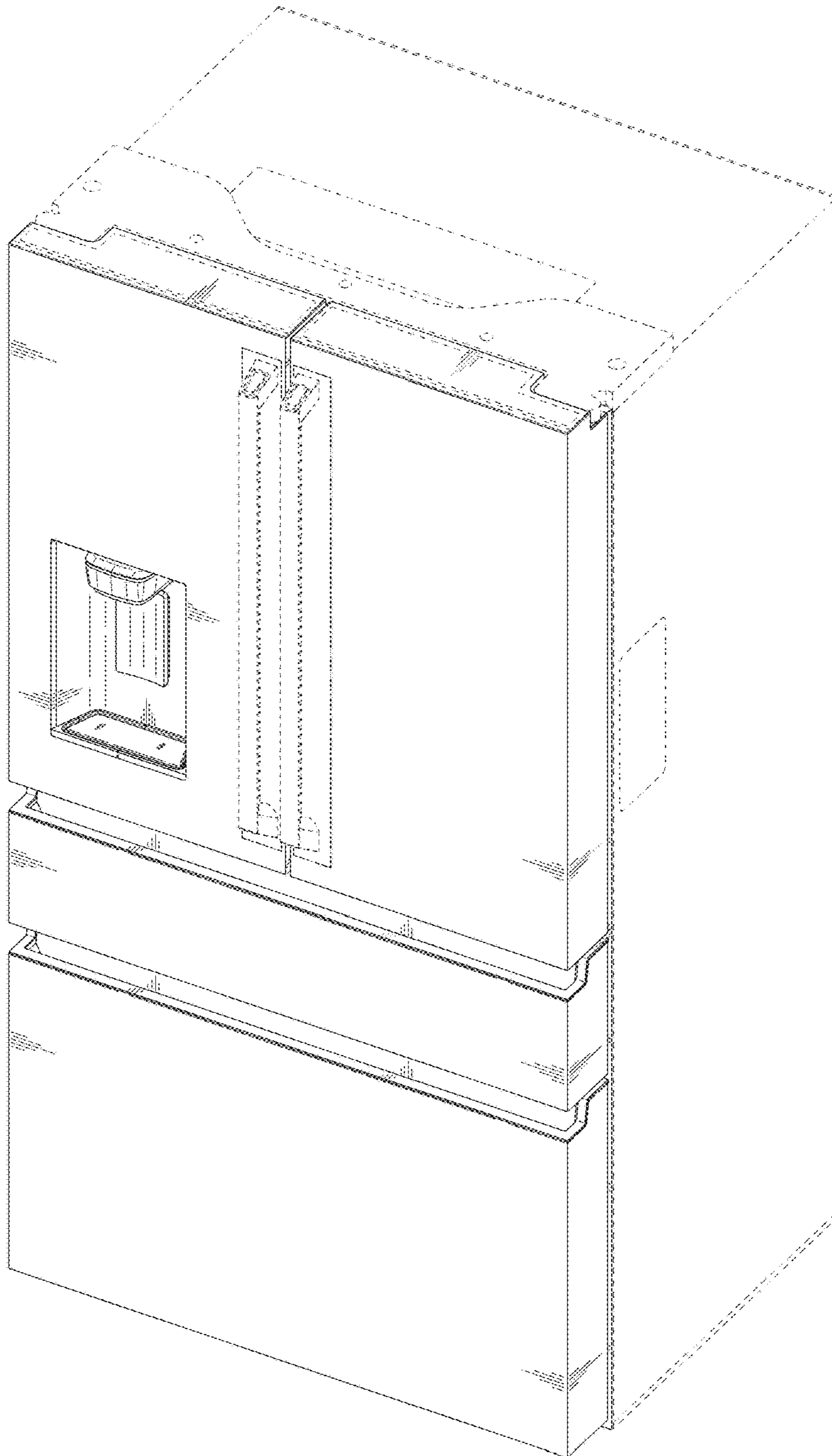


FIG. 2

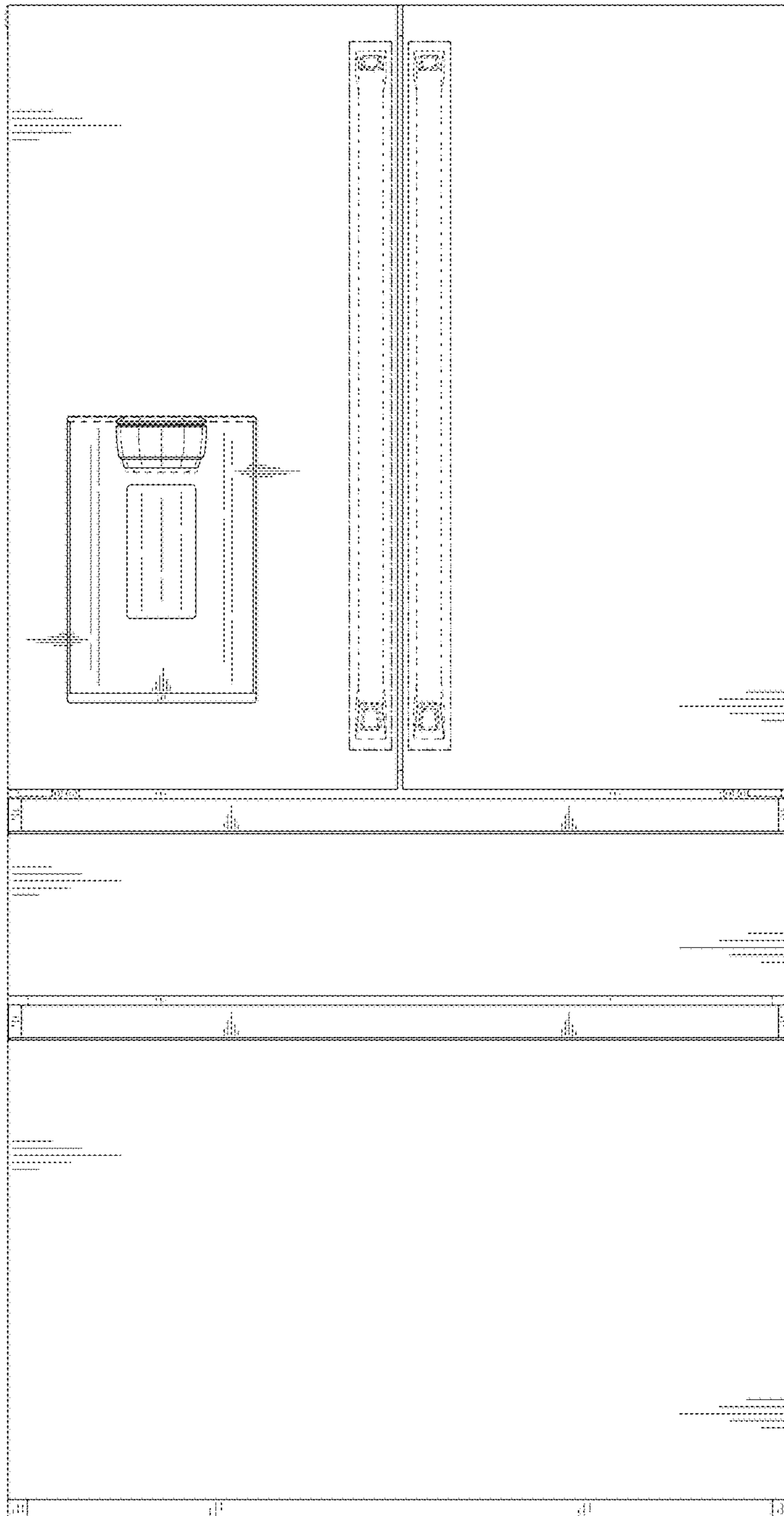


FIG. 3




FIG. 4

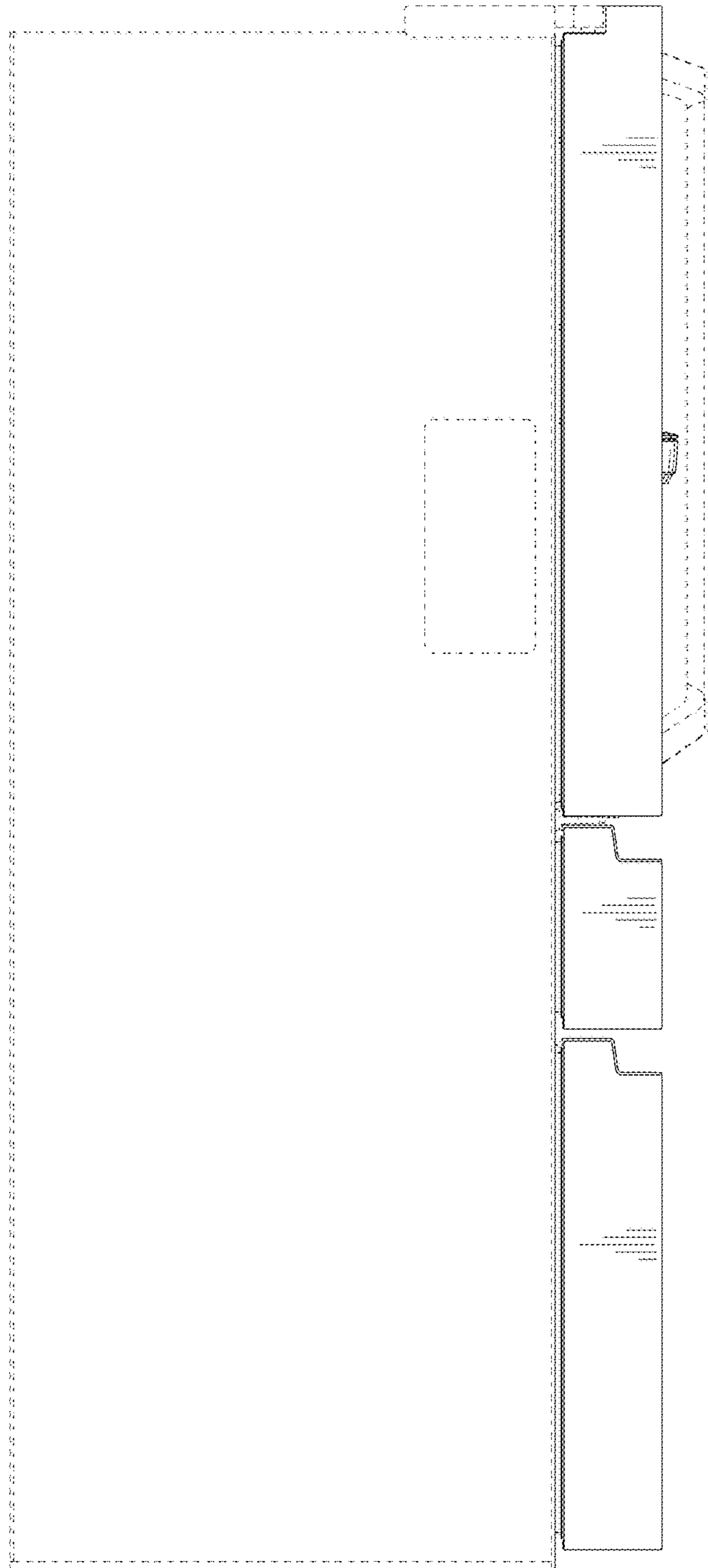


FIG. 5

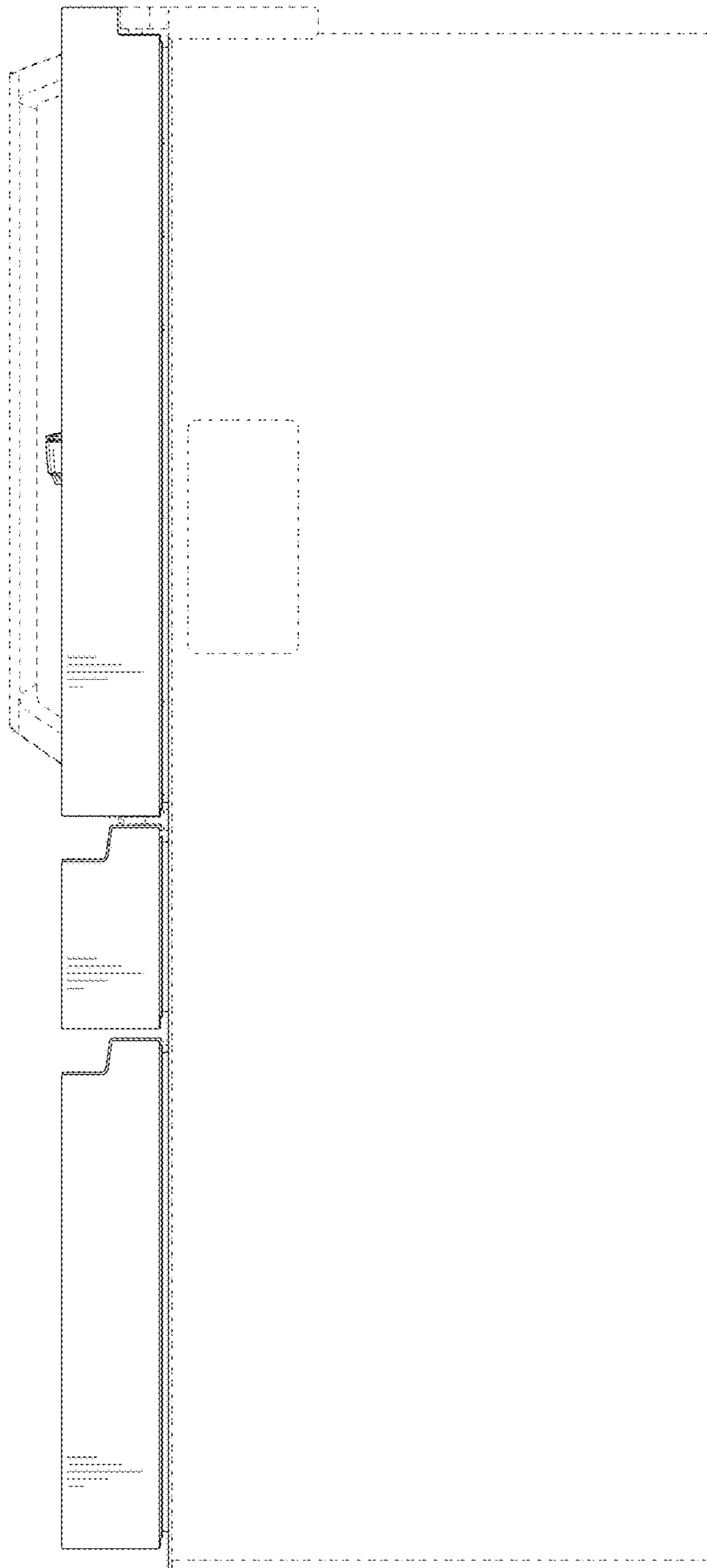


FIG. 6

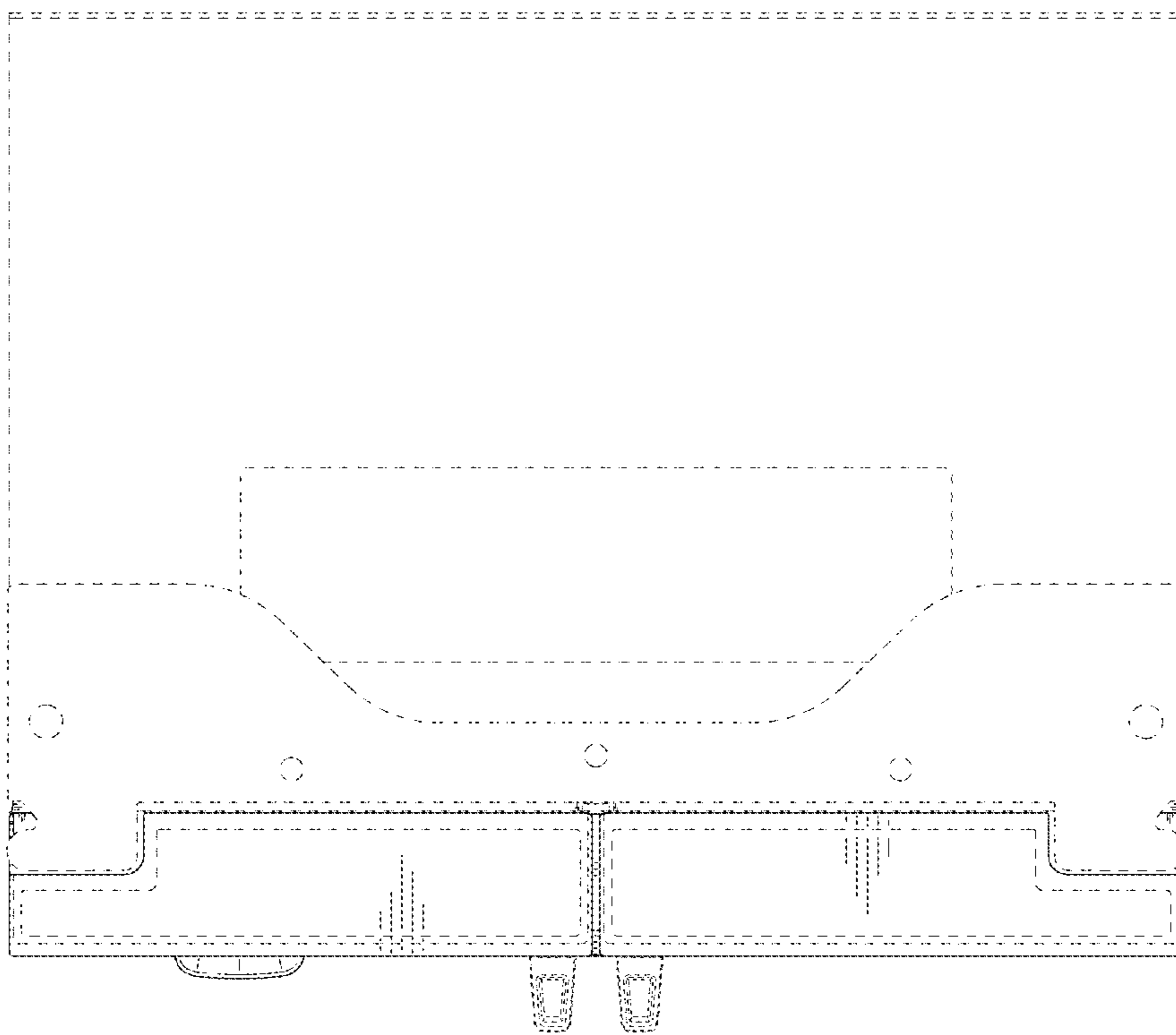


FIG. 7

