



US00D836673S

(12) **United States Design Patent** (10) **Patent No.:** **US D836,673 S**
Clover et al. (45) **Date of Patent:** **** Dec. 25, 2018**

(54) **ELECTRONIC DISPLAY OR PORTION THEREOF WITH ICONS**

(71) Applicant: **3M INNOVATIVE PROPERTIES COMPANY**, St. Paul, MN (US)

(72) Inventors: **Kristopher W. Clover**, Minnetonka, MN (US); **Steven T. Awiszus**, Woodbury, MN (US)

(73) Assignee: **3M Innovative Properties Company**, St. Paul, MN (US)

(**) Term: **15 Years**

(21) Appl. No.: **29/572,134**

(22) Filed: **Jul. 25, 2016**

(51) **LOC (11) Cl.** **14-04**

(52) **U.S. Cl.**
USPC **D14/492**; D14/485; D14/495

(58) **Field of Classification Search**
USPC D14/485-495
CPC B61C 11/04; B64C 29/00; G06F 3/04817;
G06F 3/0482; G06F 2203/04807; G06T
15/02; G06T 13/80; H04M 1/2477; H04N
1/00424

See application file for complete search history.

(56) **References Cited**

U.S. PATENT DOCUMENTS

D281,081 S *	10/1985	Zwissler	D14/488
6,256,033 B1 *	7/2001	Nguyen	G06F 3/017
				345/156
D523,442 S *	6/2006	Hiramatsu	D14/488
D571,372 S	6/2008	Brefka		
D650,802 S *	12/2011	Jang	D14/495
8,444,464 B2 *	5/2013	Boch	A63F 13/428
				463/7
D738,927 S *	9/2015	Mahaffey	D14/495
D739,427 S *	9/2015	Jung	D14/487

D739,438 S *	9/2015	Torres	D14/495
D744,539 S *	12/2015	Brunner	D14/495
D749,126 S *	2/2016	Goldenberg	D14/489
D749,127 S *	2/2016	Goldenberg	D14/489
D749,626 S *	2/2016	Park	D14/488
D749,631 S *	2/2016	Goldenberg	D14/489
D750,123 S *	2/2016	Subramanian	D14/487
D754,750 S *	4/2016	Boix Sagarra	D14/495
D755,840 S *	5/2016	Odemchuk	D14/489
D758,419 S *	6/2016	Kim	D14/486

(Continued)

OTHER PUBLICATIONS

FreeVector.co | Free Vectors | Business | Earth globe symbol of grid, posted on Jul. 30, 2016 by Yuri Kartashev, © 2016 Freevector.co [online], [site visited Nov. 12, 2017]. Available from Internet, <URL: <http://freevector.co/vector-icons/business/earth-globe-symbol-of-grid.html/>>.*

(Continued)

Primary Examiner — Philip S Hyder

Assistant Examiner — Cary M Robinson

(74) *Attorney, Agent, or Firm* — Christopher D. Karlen

(57) **CLAIM**

The ornamental design for an electronic display or portion thereof with icons, as shown and described.

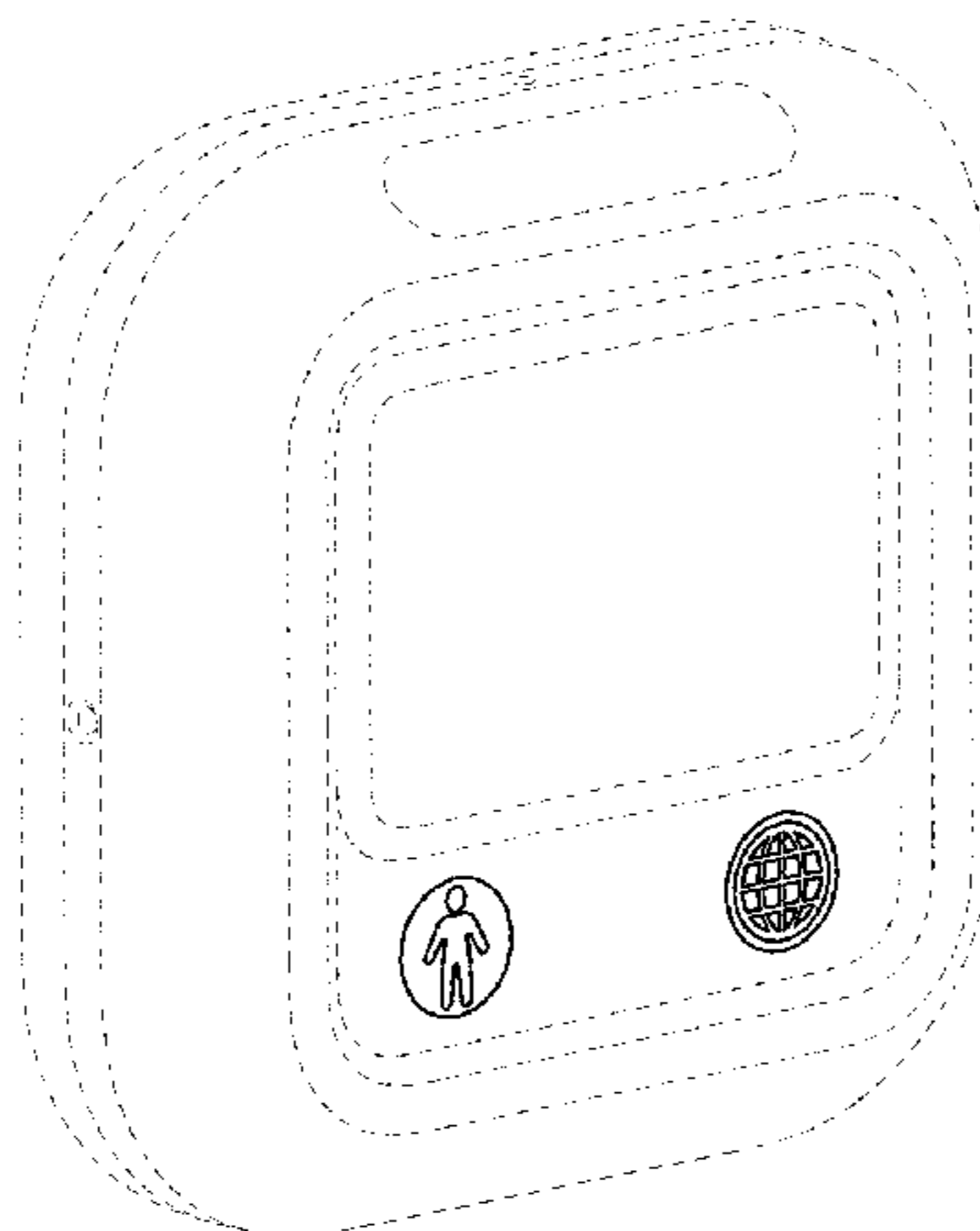
DESCRIPTION

FIG. 1 is a perspective view of an electronic display or portion thereof with icons showing the new design in an icon group; and,

FIG. 2 is a front view thereof.

The outermost set of broken lines and the broken line showing of the upper rounded shape illustrate an electronic device, the broken line at the periphery of the icon group illustrates the display or portion thereof and the remainder of the broken lines illustrate portions of the icon group. None of the broken lines form part of the claimed design.

1 Claim, 1 Drawing Sheet



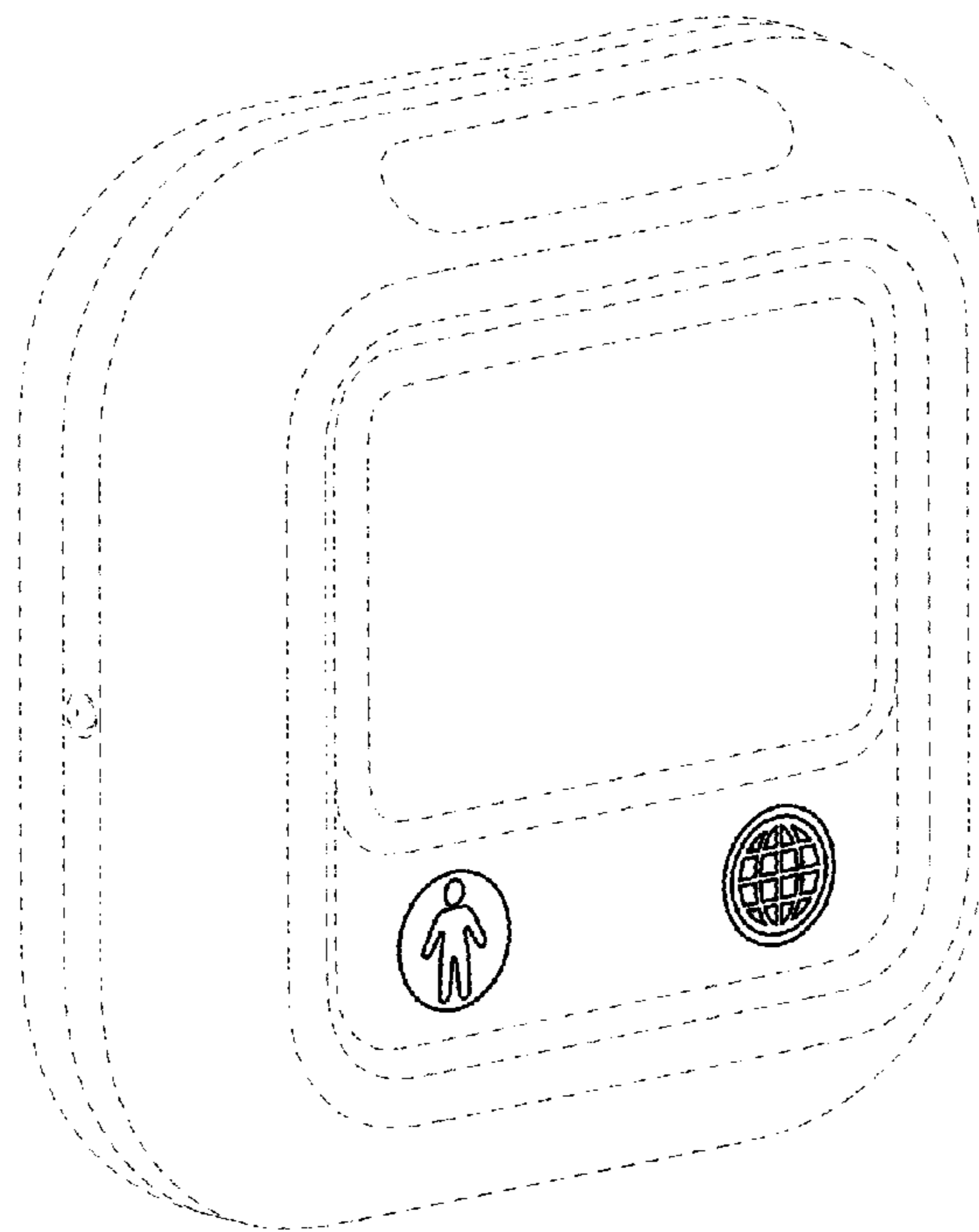


Fig. 1

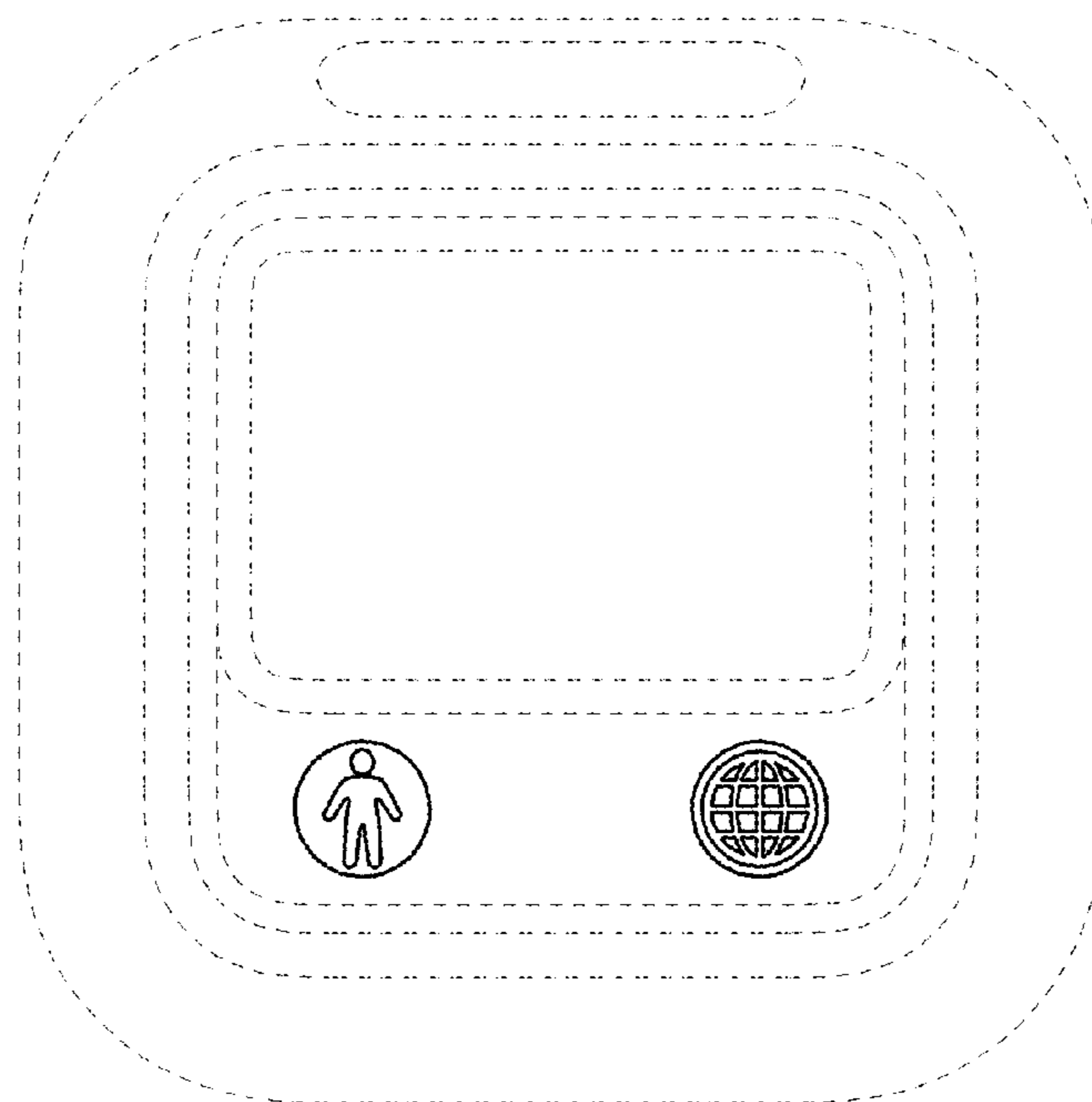


Fig. 2