



US00D836644S

(12) **United States Design Patent** (10) **Patent No.:** **US D836,644 S**  
**Li** (45) **Date of Patent:** **\*\* Dec. 25, 2018**

(54) **SCREEN PROTECTION FILTER**  
(71) Applicant: **Chuan-En Li**, Yilan County (TW)  
(72) Inventor: **Chuan-En Li**, Yilan County (TW)  
(73) Assignee: **RIGHT GROUP CENTRAL CO., LTD.**, New Taipei (TW)  
(\*\*) Term: **15 Years**  
(21) Appl. No.: **29/626,502**  
(22) Filed: **Nov. 17, 2017**  
(30) **Foreign Application Priority Data**  
Mar. 21, 2017 (EM) ..... 003812981  
(51) **LOC (11) Cl.** ..... **14-02**  
(52) **U.S. Cl.**  
USPC ..... **D14/440**  
(58) **Field of Classification Search**  
USPC ..... D14/440; 206/45.23, 320, 45.2;  
361/679.55; 294/25; 224/218  
CPC ..... G06F 1/626; H04B 1/3555; H05K 5/0217  
See application file for complete search history.

(56) **References Cited**  
**U.S. PATENT DOCUMENTS**  
5,386,964 A \* 2/1995 Mayo ..... B43L 3/00  
248/346.01  
6,555,235 B1 \* 4/2003 Aufderheide ..... C09J 183/04  
156/329  
D612,818 S \* 3/2010 Lents, Jr. .... D14/125  
8,044,942 B1 \* 10/2011 Leonhard ..... G06F 1/1637  
345/173  
D658,164 S \* 4/2012 Chan ..... D14/238.1  
8,256,612 B1 \* 9/2012 Wang ..... A45C 11/00  
206/320  
D686,628 S \* 7/2013 Hall ..... D14/440  
D689,054 S \* 9/2013 Snyder ..... D14/440

8,704,787 B2 \* 4/2014 Yamamoto ..... G06F 3/0416  
345/173  
D727,330 S \* 4/2015 Reaux ..... D14/440  
D747,320 S \* 1/2016 Snyder ..... D14/440  
9,283,731 B2 \* 3/2016 Leonhard ..... B32B 3/10  
(Continued)

*Primary Examiner* — Cynthia R Underwood  
(74) *Attorney, Agent, or Firm* — McClure, Qualey & Rodack, LLP

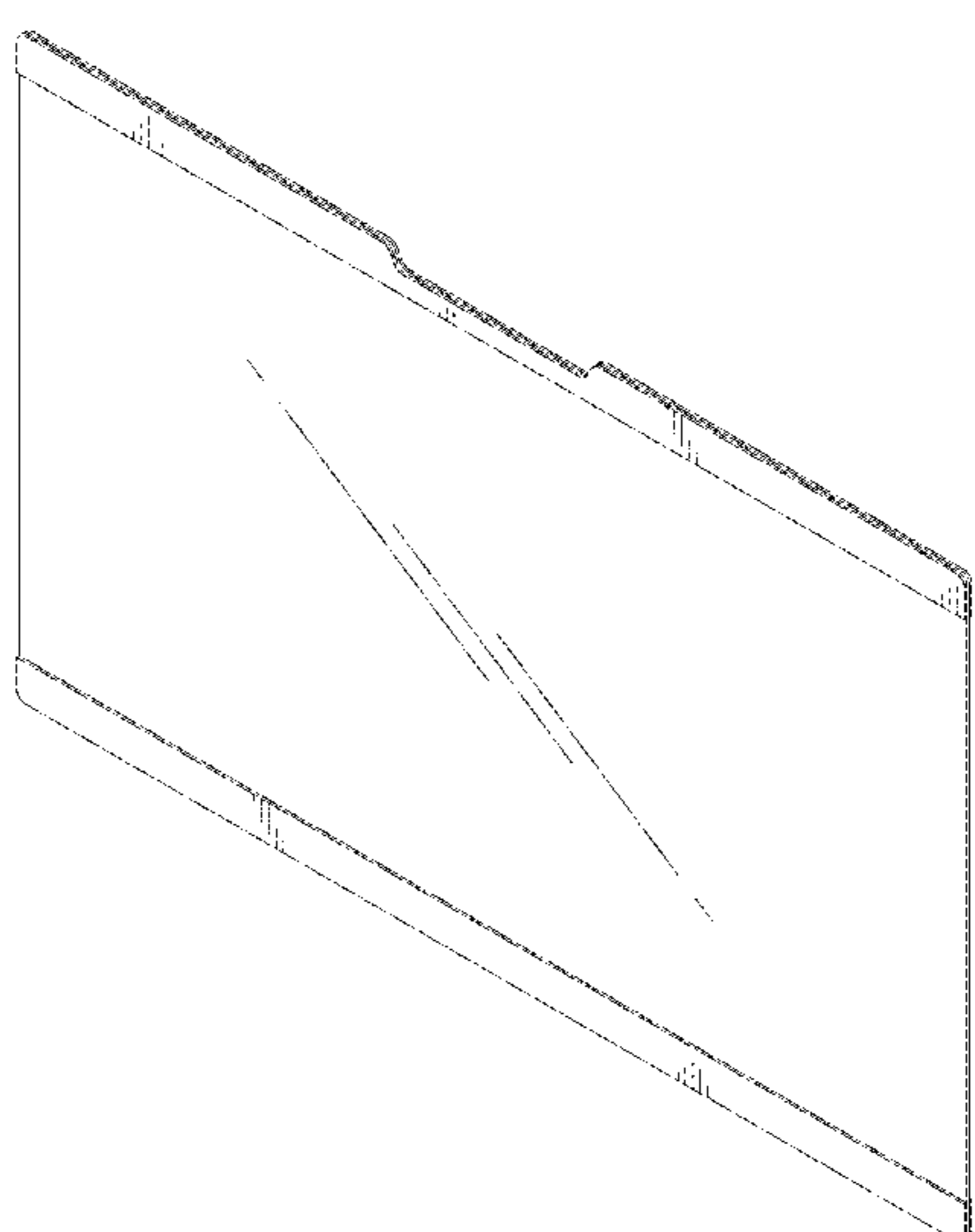
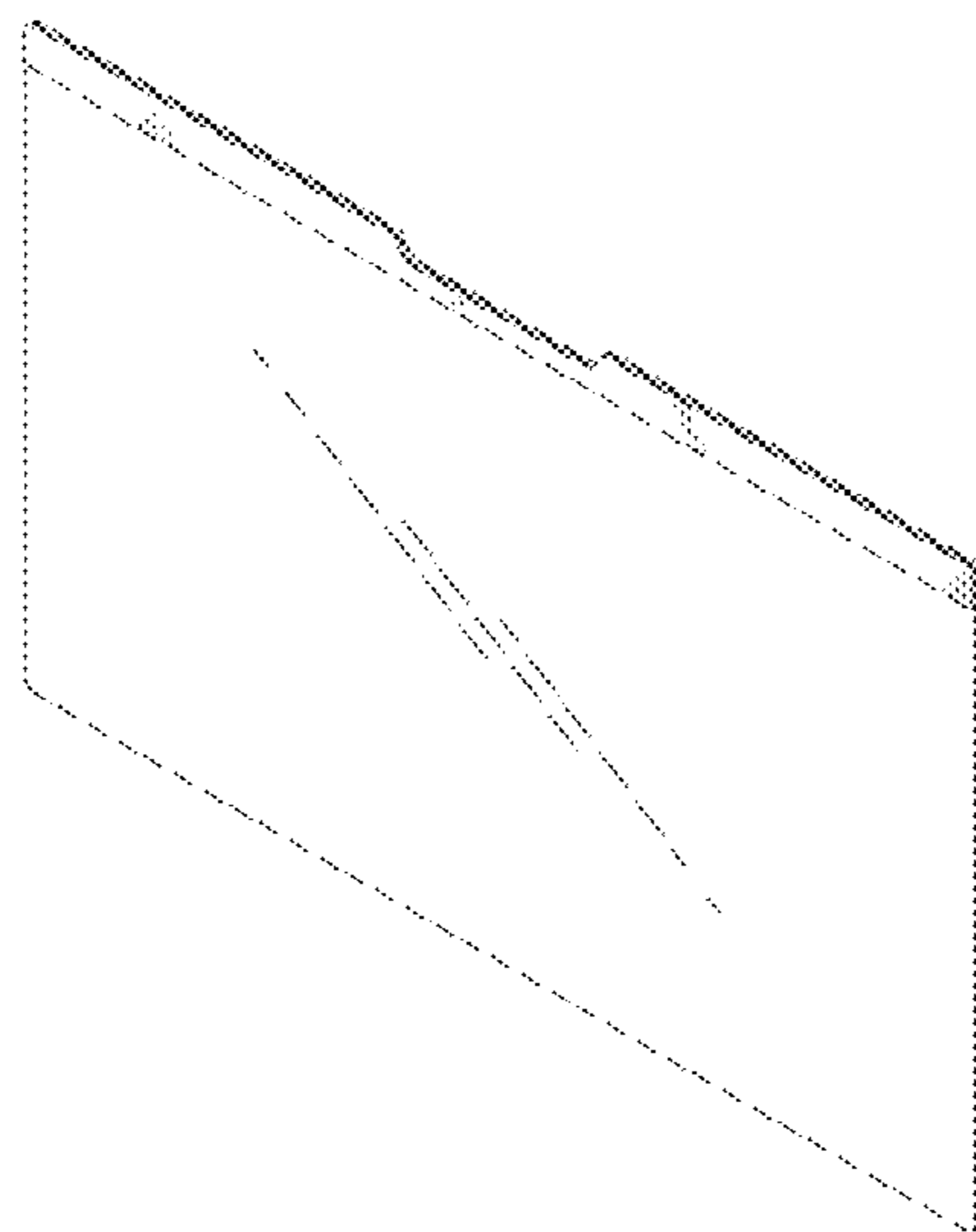
(57) **CLAIM**

The ornamental design for a screen protection filter, as shown and described.

**DESCRIPTION**

FIG. 1 is a top perspective view of a screen protection filter showing my new design;  
FIG. 2 is a front elevational view thereof;  
FIG. 3 is a rear elevational view thereof;  
FIG. 4 is a left side elevational view thereof;  
FIG. 5 is a right side elevational view thereof;  
FIG. 6 is a top plan view thereof;  
FIG. 7 is a bottom plan view thereof;  
FIG. 8 is a top perspective view of a screen protection filter according to a second embodiment of my design;  
FIG. 9 is a front elevational view of FIG. 8;  
FIG. 10 is a rear elevational view of FIG. 8;  
FIG. 11 is a left side elevational view of FIG. 8;  
FIG. 12 is a right side elevational view of FIG. 8;  
FIG. 13 is a top plan view of FIG. 8;  
FIG. 14 is a bottom plan view of FIG. 8;  
FIG. 15 is a top perspective view of a screen protection filter according to a third embodiment of my design;  
FIG. 16 is a front elevational view of FIG. 15;  
FIG. 17 is a rear elevational view of FIG. 15;  
FIG. 18 is a left side elevational view of FIG. 15;  
FIG. 19 is a right side elevational view of FIG. 15;  
FIG. 20 is a top plan view of FIG. 15; and,  
FIG. 21 is a bottom plan view of FIG. 15.

**1 Claim, 21 Drawing Sheets**



(56)

**References Cited**

U.S. PATENT DOCUMENTS

2002/0122925 A1\* 9/2002 Liu ..... C08F 2/44  
428/212  
2004/0109096 A1\* 6/2004 Anderson ..... C09J 7/38  
348/832  
2004/0227722 A1\* 11/2004 Friberg ..... G06F 1/1609  
345/156  
2007/0181456 A1\* 8/2007 Kusuda ..... G06F 1/1626  
206/443  
2008/0030631 A1\* 2/2008 Gallagher ..... G06F 1/1607  
348/818  
2010/0026646 A1\* 2/2010 Xiao ..... G06F 3/041  
345/173  
2010/0270189 A1\* 10/2010 Pedersen, II ..... G06F 1/1626  
206/320  
2011/0285932 A1\* 11/2011 Park ..... G02F 1/133308  
349/56  
2012/0183712 A1\* 7/2012 Leonhard ..... G06F 1/1637  
428/40.1  
2012/0183713 A1\* 7/2012 Leonhard ..... G06F 1/1637  
428/41.7

\* cited by examiner

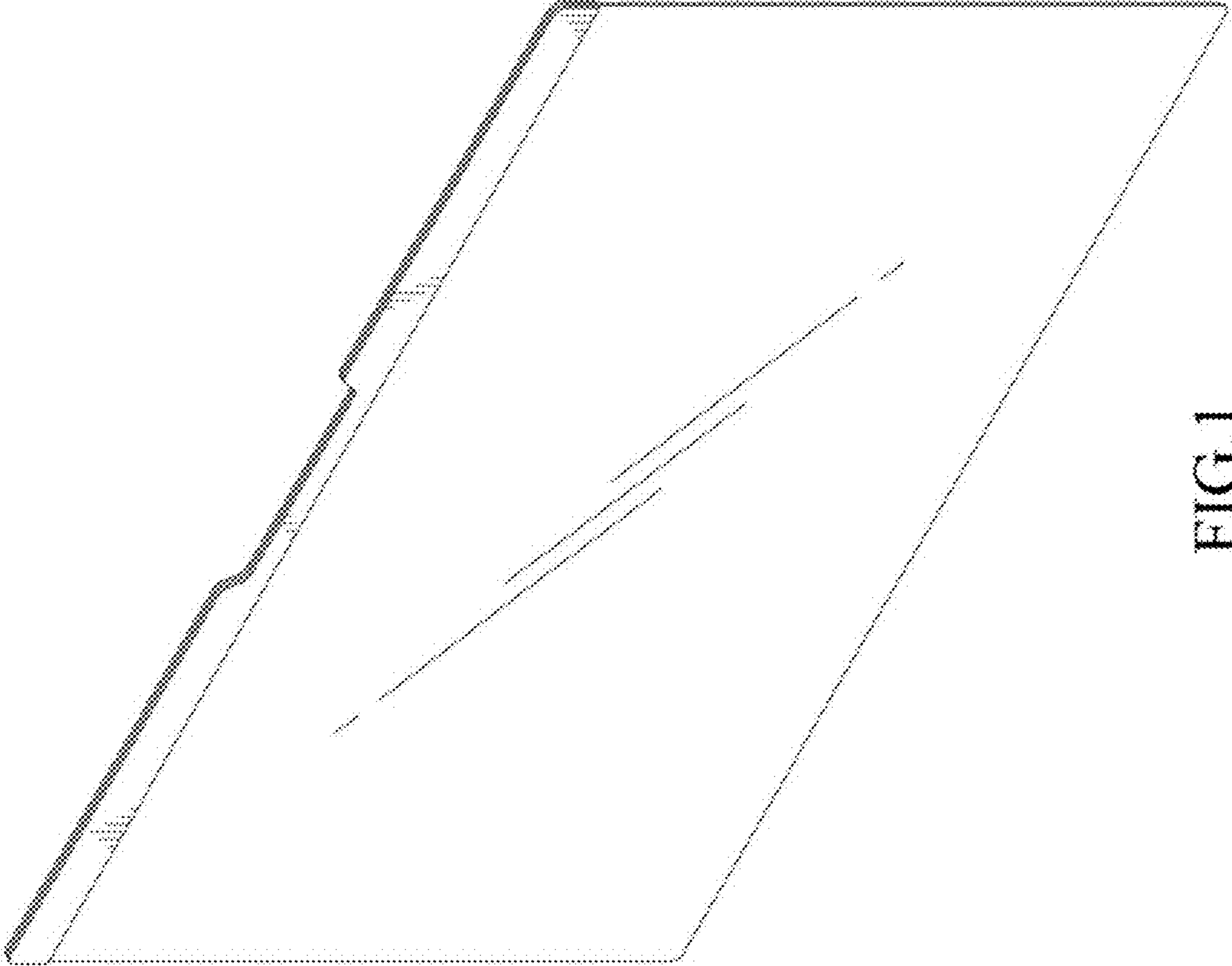


FIG.1

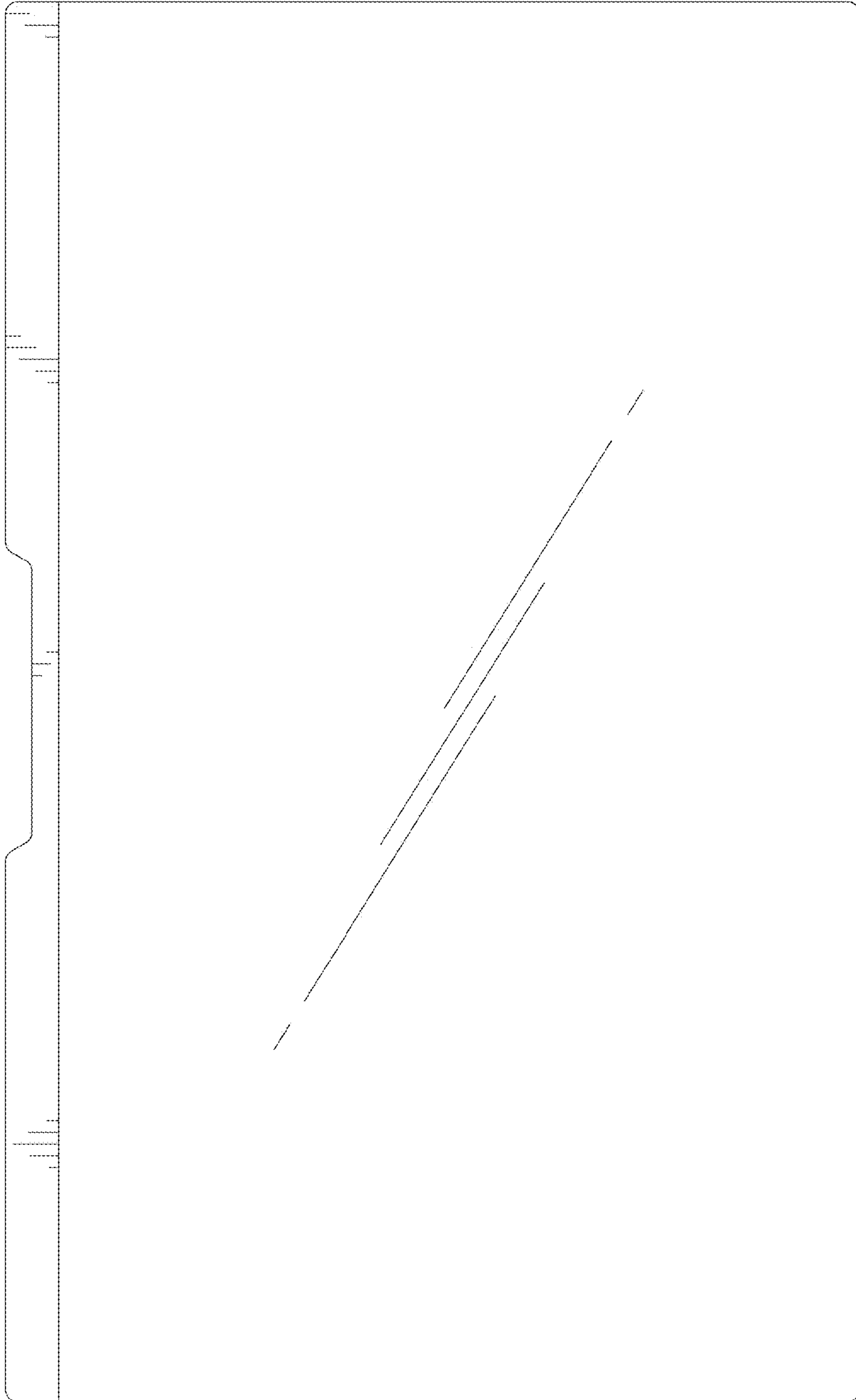


FIG.2

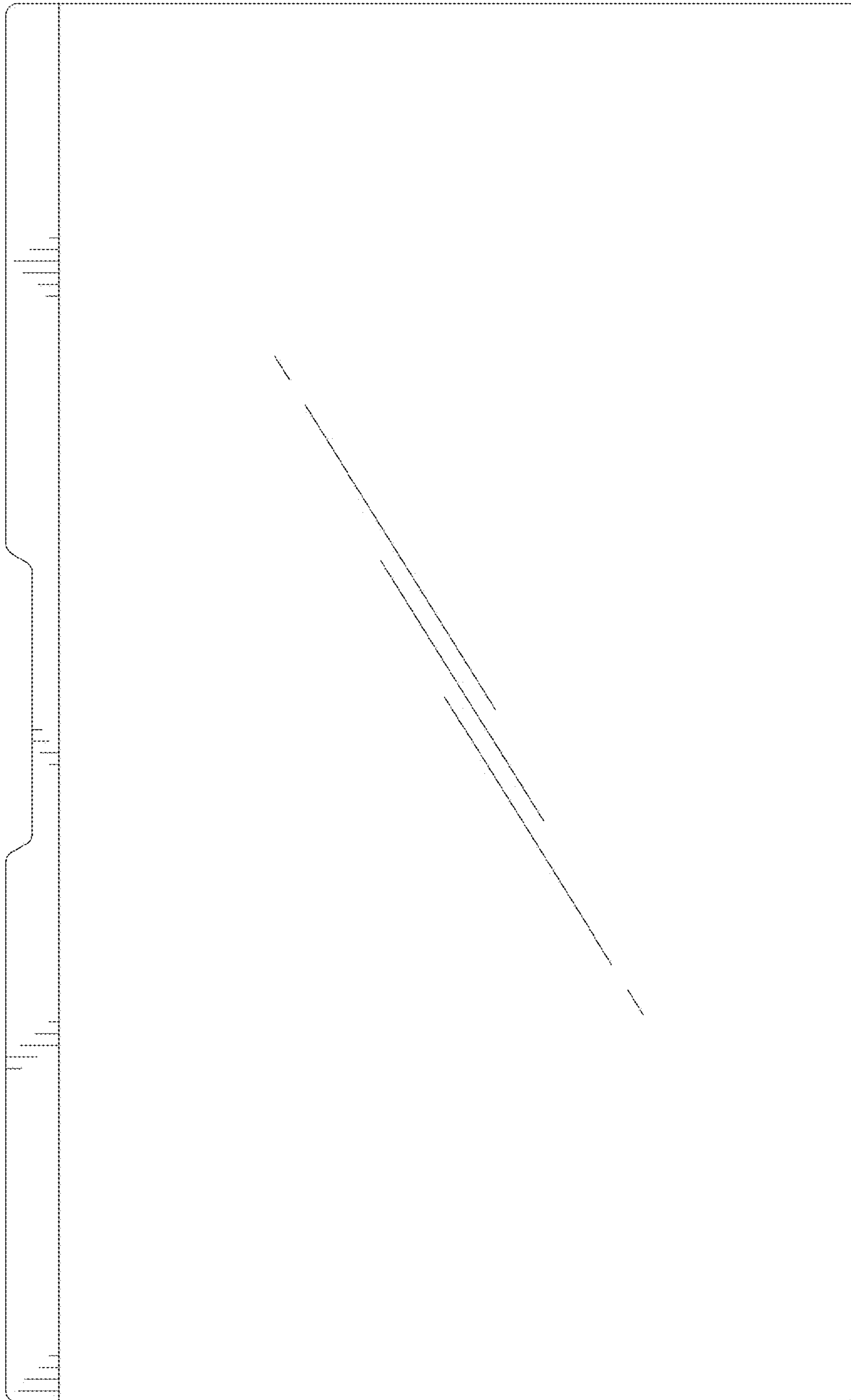


FIG.3

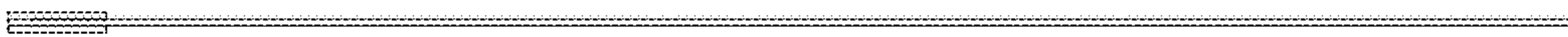


FIG.4




FIG. 5



FIG.6





FIG. 7

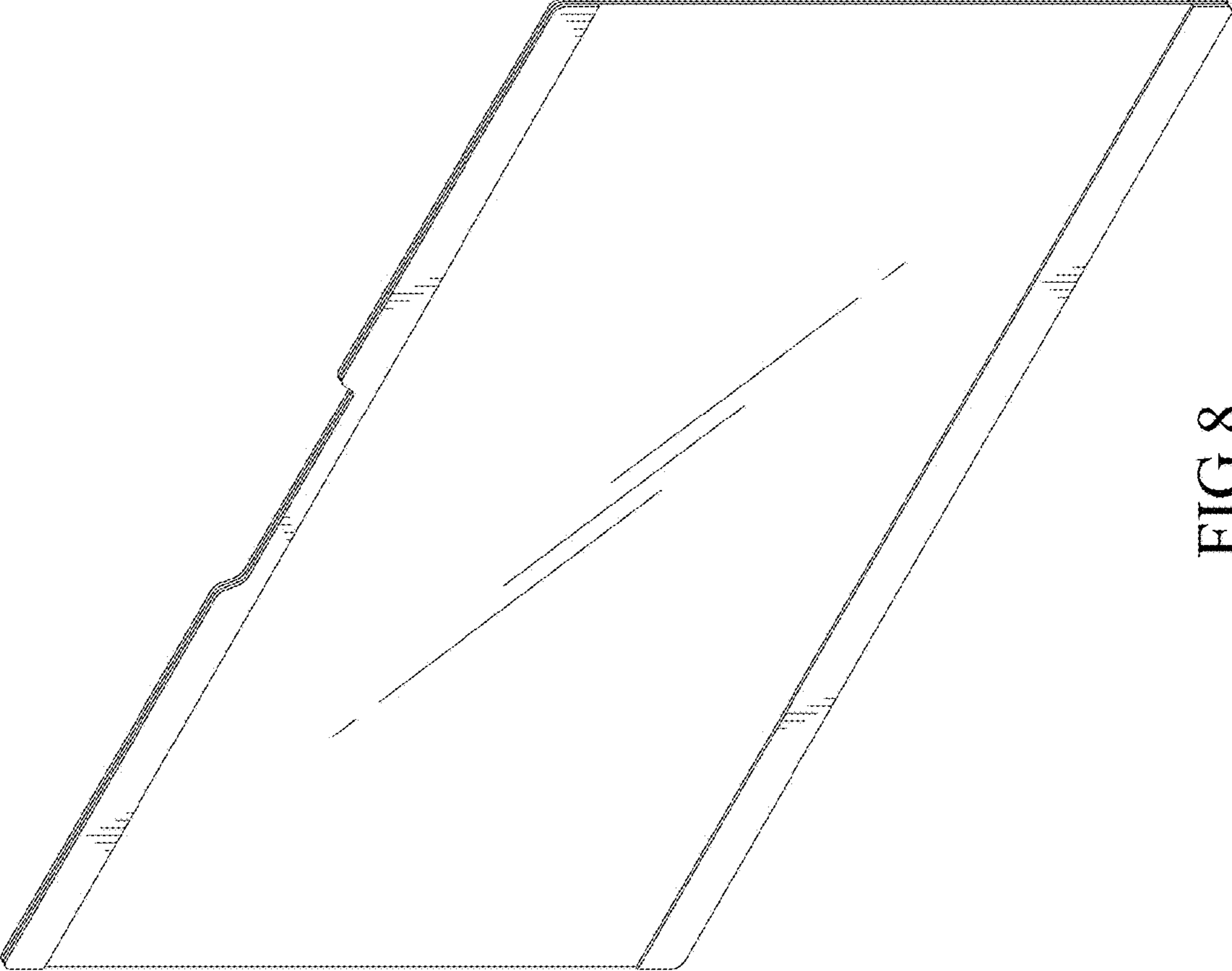


FIG.8

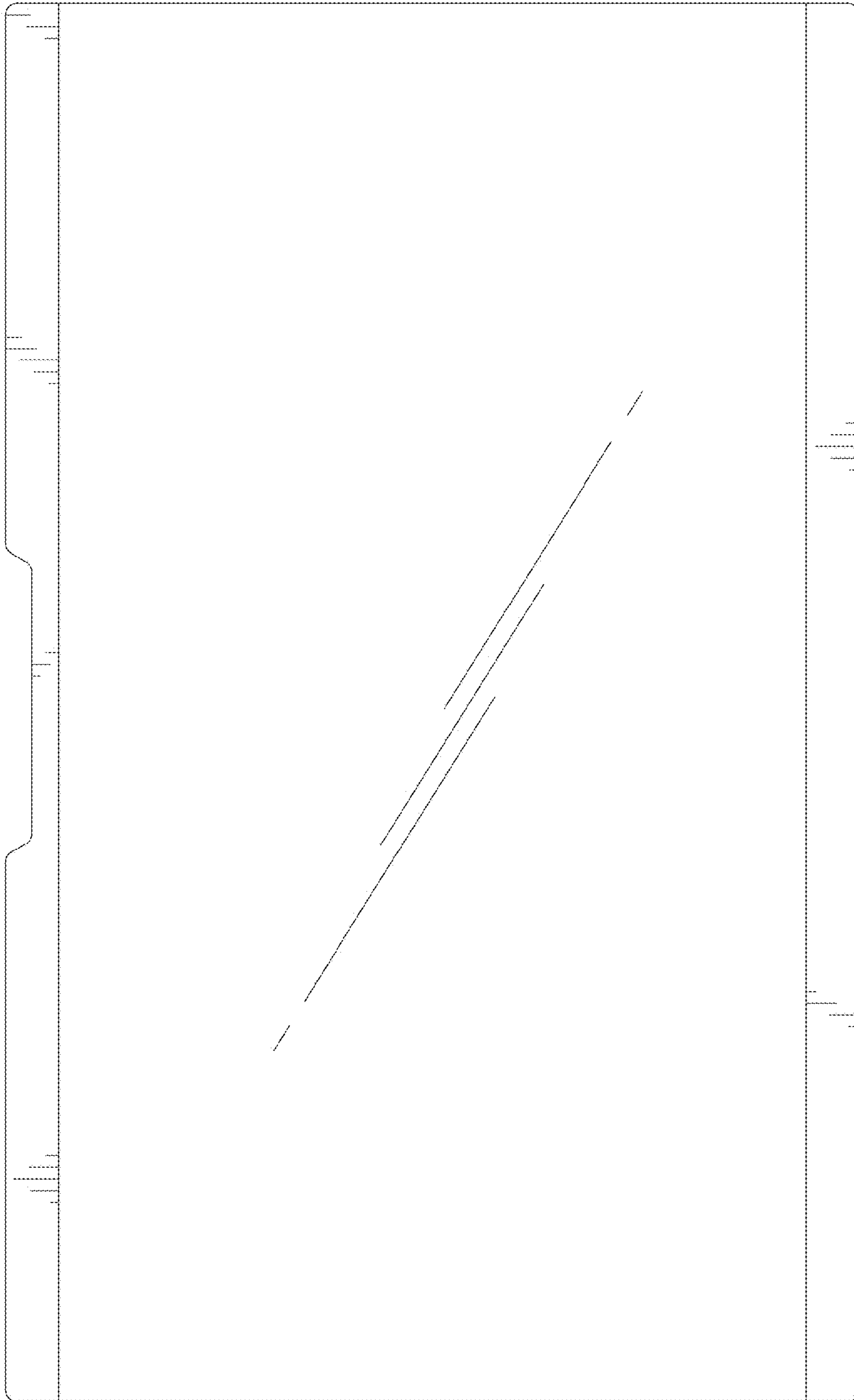


FIG. 9

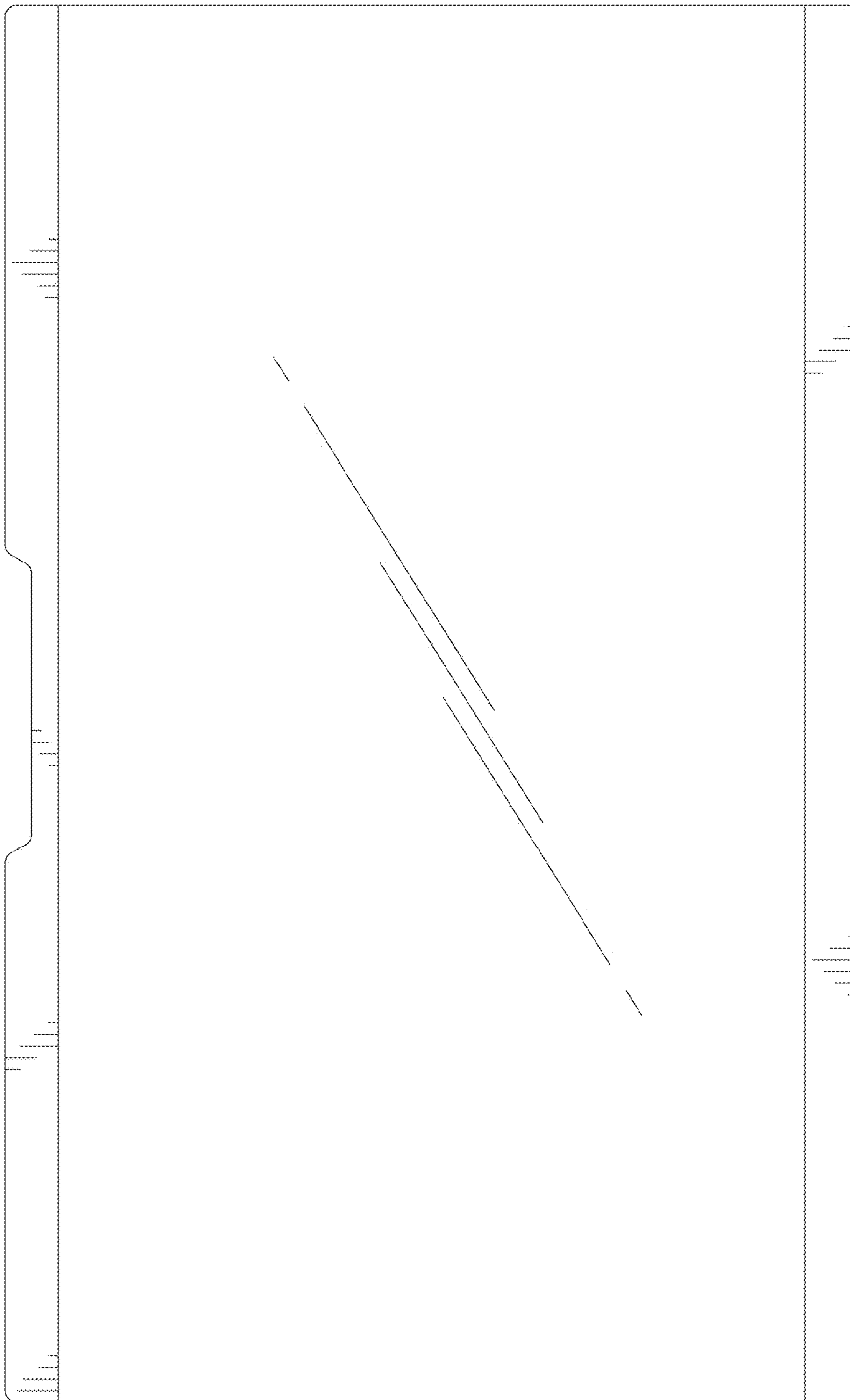


FIG. 10




FIG. 11




FIG.12



FIG.13



FIG.14



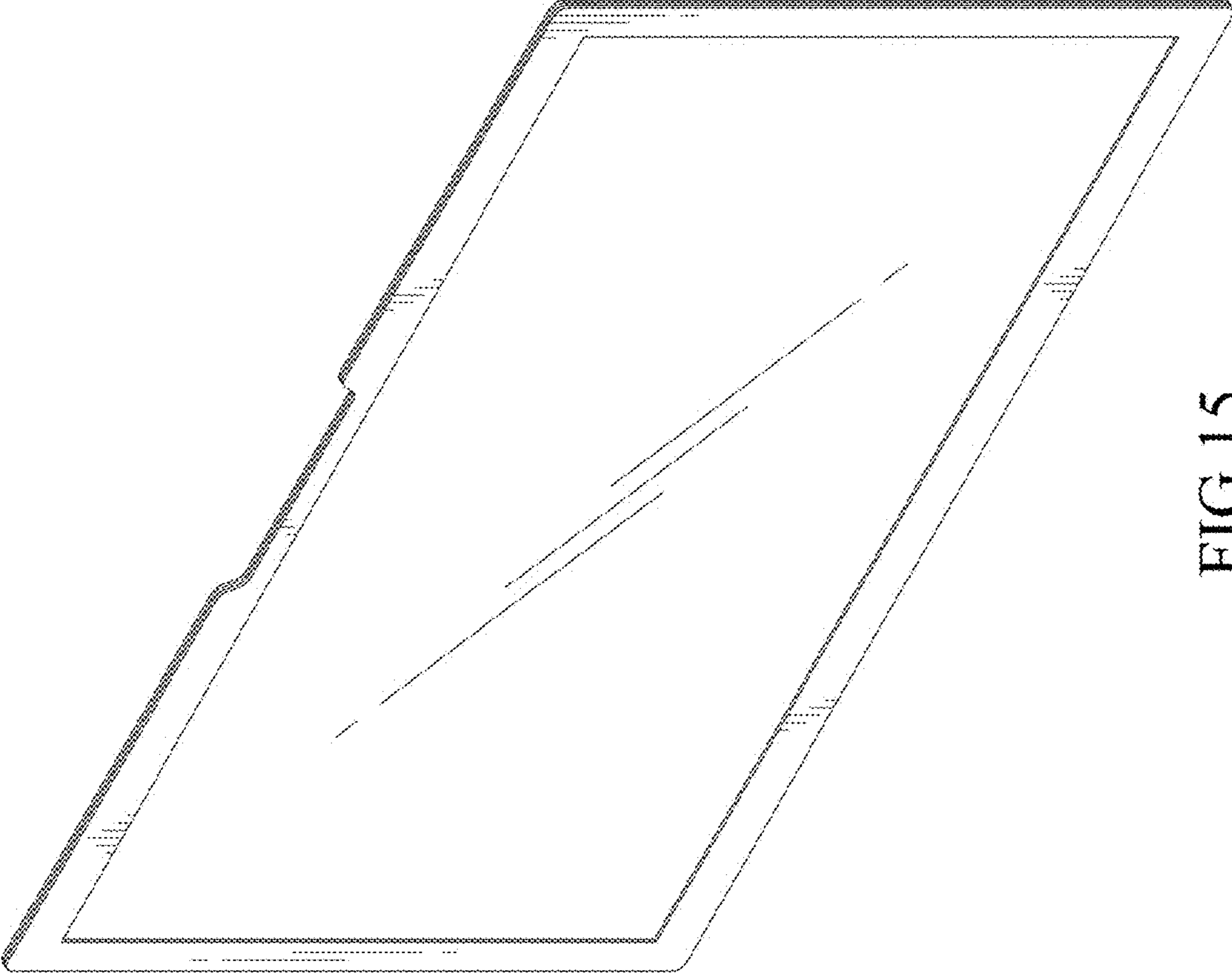


FIG.15

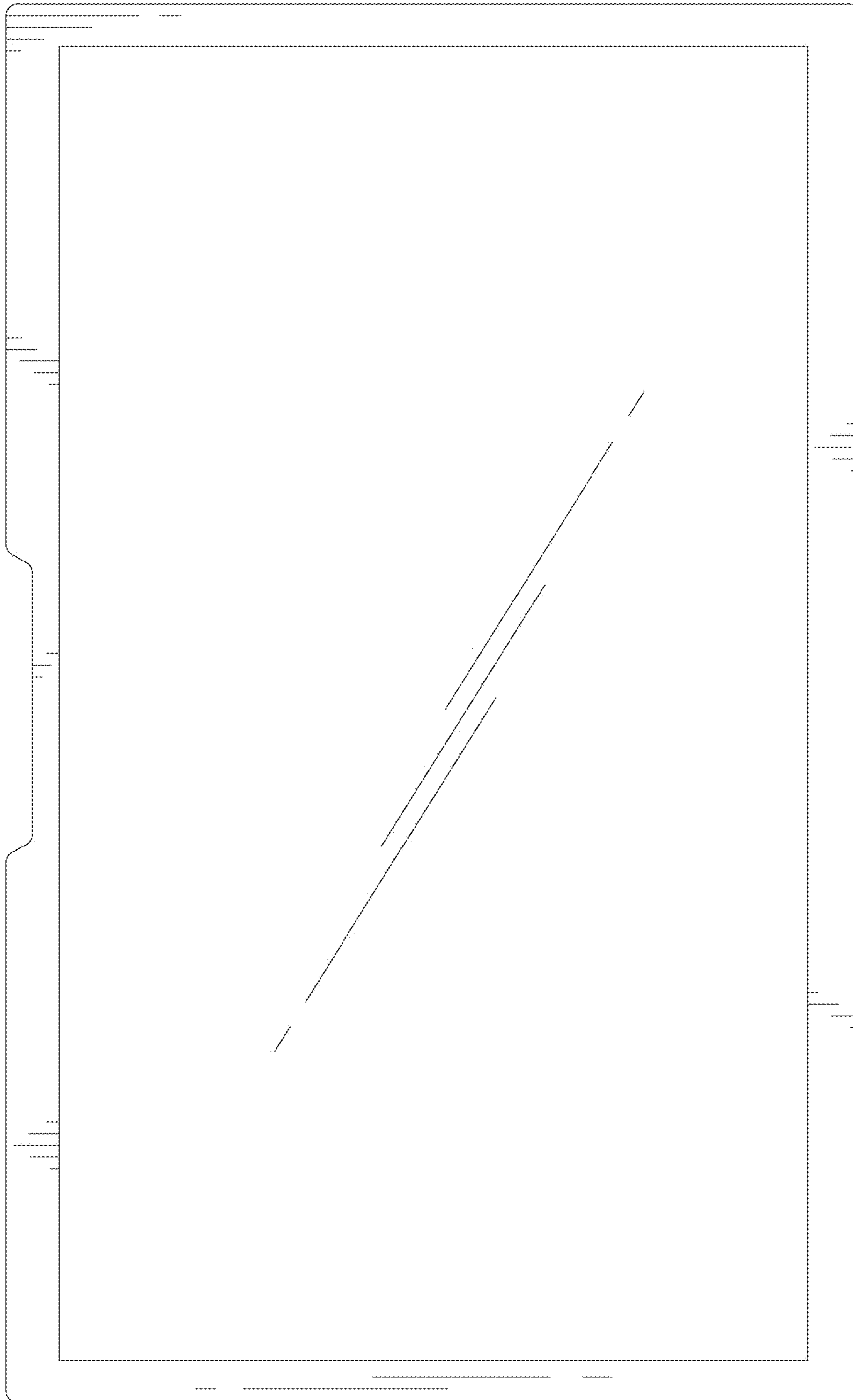


FIG. 16

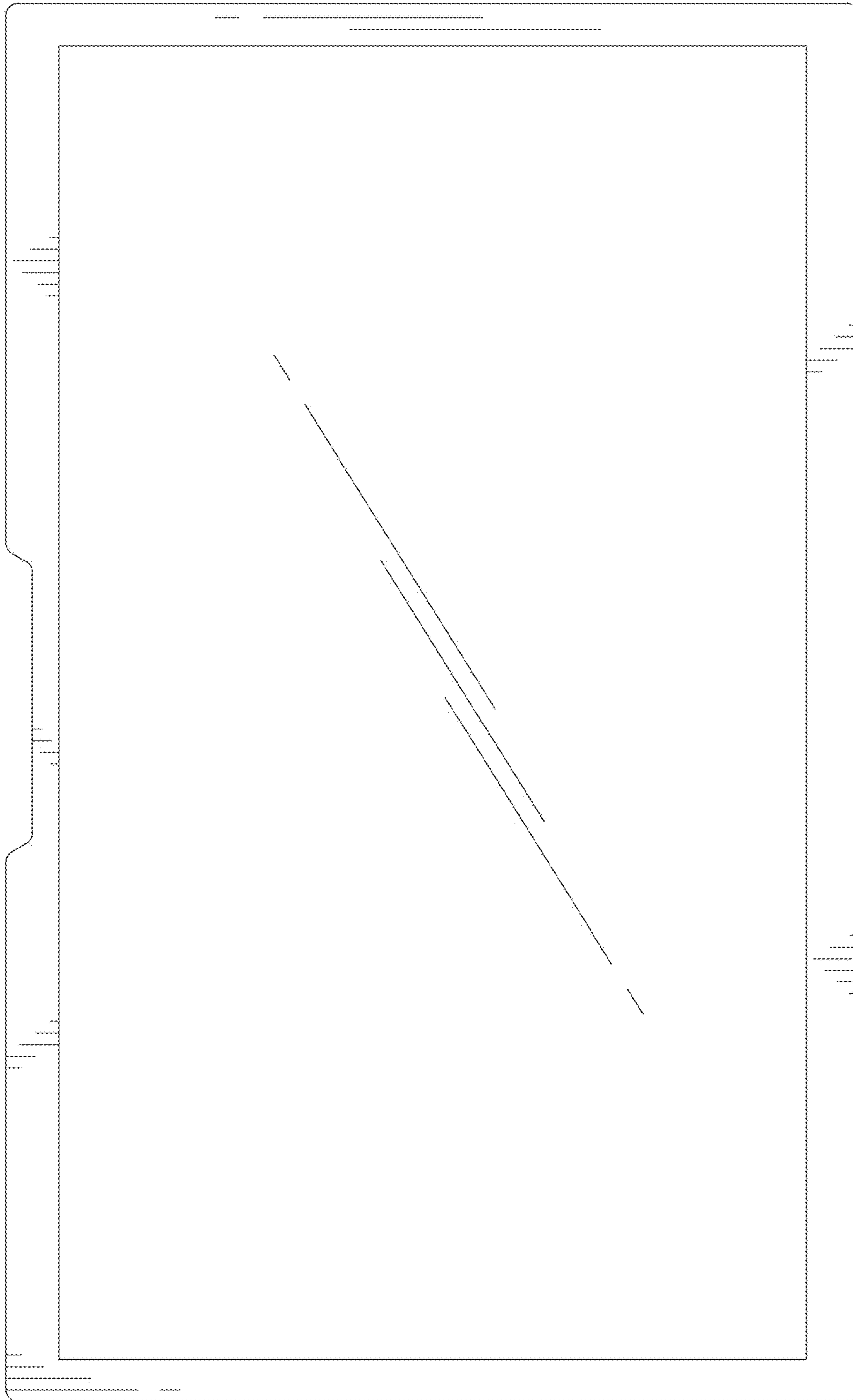


FIG. 17




FIG.18




FIG. 19



FIG. 20



FIG.21