

US00D836612S

(12) **United States Design Patent** (10) **Patent No.:** **US D836,612 S**
Akana et al. (45) **Date of Patent:** **** Dec. 25, 2018**

(54) **REMOTE CONTROL**

(71) Applicant: **Apple Inc.**, Cupertino, CA (US)
(72) Inventors: **Jody Akana**, San Francisco, CA (US); **Bartley K. Andre**, Palo Alto, CA (US); **Jeremy Bataillou**, San Francisco, CA (US); **Daniel J. Coster**, San Francisco, CA (US); **Daniele De Iuliis**, San Francisco, CA (US); **M. Evans Hankey**, San Francisco, CA (US); **Richard P. Howarth**, San Francisco, CA (US); **Jonathan P. Ive**, San Francisco, CA (US); **Duncan Robert Kerr**, San Francisco, CA (US); **Shin Nishibori**, Kailua, HI (US); **Matthew Dean Rohrbach**, San Francisco, CA (US); **Peter Russell-Clarke**, San Francisco, CA (US); **Christopher J. Stringer**, Woodside, CA (US); **Eugene Antony Whang**, San Francisco, CA (US); **Rico Zörkendörfer**, San Francisco, CA (US)

(73) Assignee: **Apple Inc.**, Cupertino, CA (US)

(**) Term: **14 Years**

(21) Appl. No.: **29/485,556**

(22) Filed: **Mar. 20, 2014**

Related U.S. Application Data

(60) Continuation of application No. 29/432,443, filed on Oct. 15, 2012, now Pat. No. Des. 704,167, which is a (Continued)

(51) **LOC (11) Cl.** **14-03**

(52) **U.S. Cl.**
USPC **D14/218**

(58) **Field of Classification Search**
USPC D14/218, 496, 434, 203.3, 225, 205, D14/203.7; D13/168; 455/170.1, 66.1; 725/45; 345/156

(Continued)

(56) **References Cited**

U.S. PATENT DOCUMENTS

2,521,423 A * 9/1950 Stuck H01M 2/1022
334/76
D214,718 S * 7/1969 Feuerer D8/388
(Continued)

FOREIGN PATENT DOCUMENTS

JP D1204966 5/2004
JP D1316309 * 12/2007
KR 300664068.0000 * 10/2012

OTHER PUBLICATIONS

Apple Remote—Mac, iPod or iPhone (MC377LL/A), Oldest review Dec. 17, 2009, [Site visited Aug. 13, 2009] http://www.amazon.com/Apple-Remote-iPod-iPhone-MC377LL/dp/B002TPFNXS/ref=sr_1_2?&ie=UTF8&qid=1433979813&sr=8-2&keywords=apple+remote.*

(Continued)

Primary Examiner — John Windmuller

(74) *Attorney, Agent, or Firm* — Sterne, Kessler, Goldstein & Fox P.L.L.C.

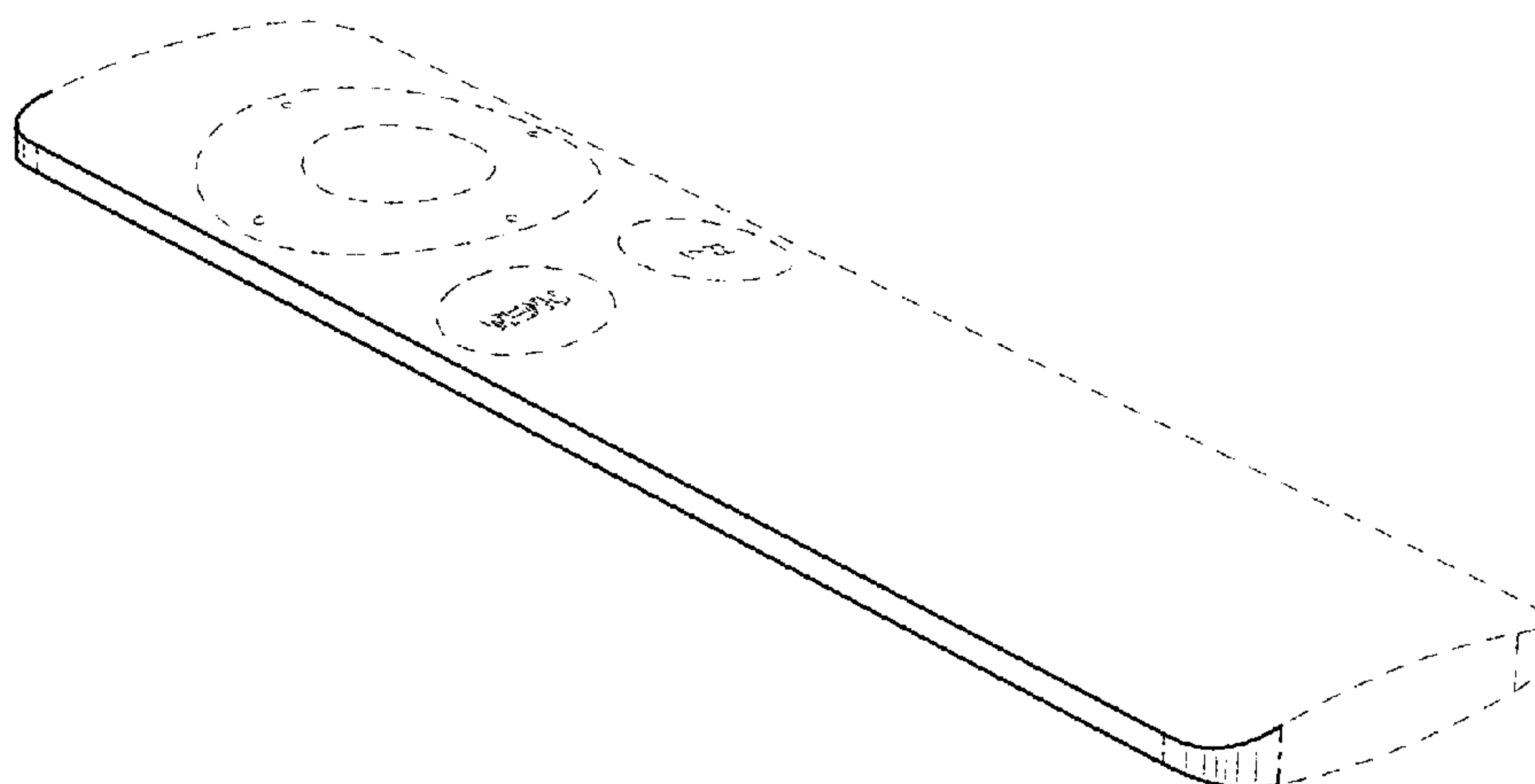
(57) **CLAIM**

The ornamental design for a remote control, as shown and described.

DESCRIPTION

FIG. 1 is a bottom front perspective view of a remote control showing our new design;
FIG. 2 is a bottom rear perspective view thereof;
FIG. 3 is a front view thereof;
FIG. 4 is a rear view thereof;
FIG. 5 is a left side view thereof;
FIG. 6 is a right side view thereof;
FIG. 7 is a top plan view thereof; and,
FIG. 8 is a bottom plan view thereof.
The shade lines in the Figures show contour and not surface ornamentation.

(Continued)



The dashed broken lines within the Figures show portions of the remote control that form no part of the claimed design. The dot-dash broken lines in the figures show boundaries that form no part of the claimed design.

1 Claim, 3 Drawing Sheets

Related U.S. Application Data

continuation of application No. 29/404,056, filed on Oct. 14, 2011, now Pat. No. Des. 669,452, which is a continuation of application No. 29/391,544, filed on May 10, 2011, now Pat. No. Des. 649,138, which is a continuation of application No. 29/366,344, filed on Jul. 23, 2010, now Pat. No. Des. 642,161, which is a division of application No. 29/345,286, filed on Oct. 13, 2009, now Pat. No. Des. 620,456.

(58) **Field of Classification Search**

CPC H03J 3/12; G08G 5/0013; H04N 5/44543; G06F 3/016

See application file for complete search history.

(56) **References Cited**

U.S. PATENT DOCUMENTS

D222,329 S * 10/1971 Cuscovitch D8/15
 D233,586 S * 11/1974 Kopp D32/46
 D263,550 S * 3/1982 Zuhlsdorf D8/15
 D299,922 S 2/1989 Schremmer
 4,872,231 A * 10/1989 Gustavsen B25D 3/00
 30/317
 D374,162 S * 10/1996 Martin D8/107
 D381,663 S 7/1997 Friis
 D396,860 S 8/1998 Yasutomi
 D433,404 S 11/2000 Thakur
 D475,359 S 6/2003 Hirose
 D476,202 S * 6/2003 Ferguson D8/15
 D477,590 S 7/2003 Ahn
 D496,031 S 9/2004 Ma et al.
 D500,301 S 12/2004 Deguchi
 D500,485 S 1/2005 Deguchi
 D506,476 S 6/2005 Andre et al.
 D509,480 S 9/2005 Li
 D529,044 S * 9/2006 Andre D14/203.3
 D531,586 S 11/2006 Poulet
 D534,921 S * 1/2007 Andre D14/203.3
 D539,814 S 4/2007 Andre et al.
 D547,327 S * 7/2007 Kin D14/496
 D548,195 S 8/2007 Poulet
 D550,703 S 9/2007 Koizumi
 D550,714 S 9/2007 Ferraboshi

D551,215 S * 9/2007 Lee, Jr. D14/218
 D556,154 S * 11/2007 Poulet D13/168
 D557,666 S * 12/2007 Schroter D13/168
 D560,230 S * 1/2008 Yagi D14/168
 D567,801 S 4/2008 Trappler
 D568,338 S * 5/2008 Andre D14/496
 D568,827 S * 5/2008 Ikeda D13/168
 D571,305 S * 6/2008 Thursfield D13/168
 D578,168 S 10/2008 Looks et al.
 D584,292 S 1/2009 Knight
 D585,077 S * 1/2009 Sheba D14/434
 D585,876 S * 2/2009 Griffin D14/218
 D588,611 S * 3/2009 Oh D14/496
 D589,963 S * 4/2009 Sheba D14/217
 D592,677 S * 5/2009 Sheba D14/434
 D595,669 S * 7/2009 Endo D13/168
 D596,163 S * 7/2009 Madonna D14/218
 D602,473 S * 10/2009 Moller D14/218
 D604,713 S * 11/2009 Andre D14/203.3
 D604,723 S * 11/2009 Bodley D14/225
 D605,635 S * 12/2009 Edahiro D14/218
 D606,519 S * 12/2009 Painter D14/218
 D608,303 S * 1/2010 Klausning D13/168
 D608,765 S * 1/2010 Tsai D14/218
 D609,695 S * 2/2010 Cigliano D14/205
 D611,433 S 3/2010 Tang et al.
 D622,696 S * 8/2010 Akana D14/203.3
 D626,530 S * 11/2010 Andre D14/203.3
 D631,851 S * 2/2011 Smith D13/168
 D647,510 S * 10/2011 Maier D14/218
 D647,511 S 10/2011 Maier et al.
 D651,589 S * 1/2012 Fischer D14/218
 D673,137 S * 12/2012 Maier D14/218
 D735,166 S * 7/2015 Hansen D14/218
 D743,944 S * 11/2015 Karrman D14/218
 2004/0056985 A1 * 3/2004 Seong H04N 5/44
 348/838
 2004/0068740 A1 * 4/2004 Fukuda H04H 20/28
 725/45
 2004/0125078 A1 * 7/2004 Nishimori G06F 3/0238
 345/156
 2004/0224638 A1 * 11/2004 Fadell G06F 1/1632
 455/66.1
 2005/0024321 A1 * 2/2005 Tsai G06F 3/0219
 345/156
 2016/0008991 A1 * 1/2016 Peppett B26B 5/005
 30/280

OTHER PUBLICATIONS

System Teardown and Analysis: ASRock CoreHT 252B Review, Announced Sep. 2, 2011, [Site Visited Aug. 13, 2015].*
 Search Report For New Design Patnt [sic] Application ROC (Taiwan) New Design Patent Application No. 099301163 (Translation). Date of Completion: Sep. 20, 2010.

* cited by examiner

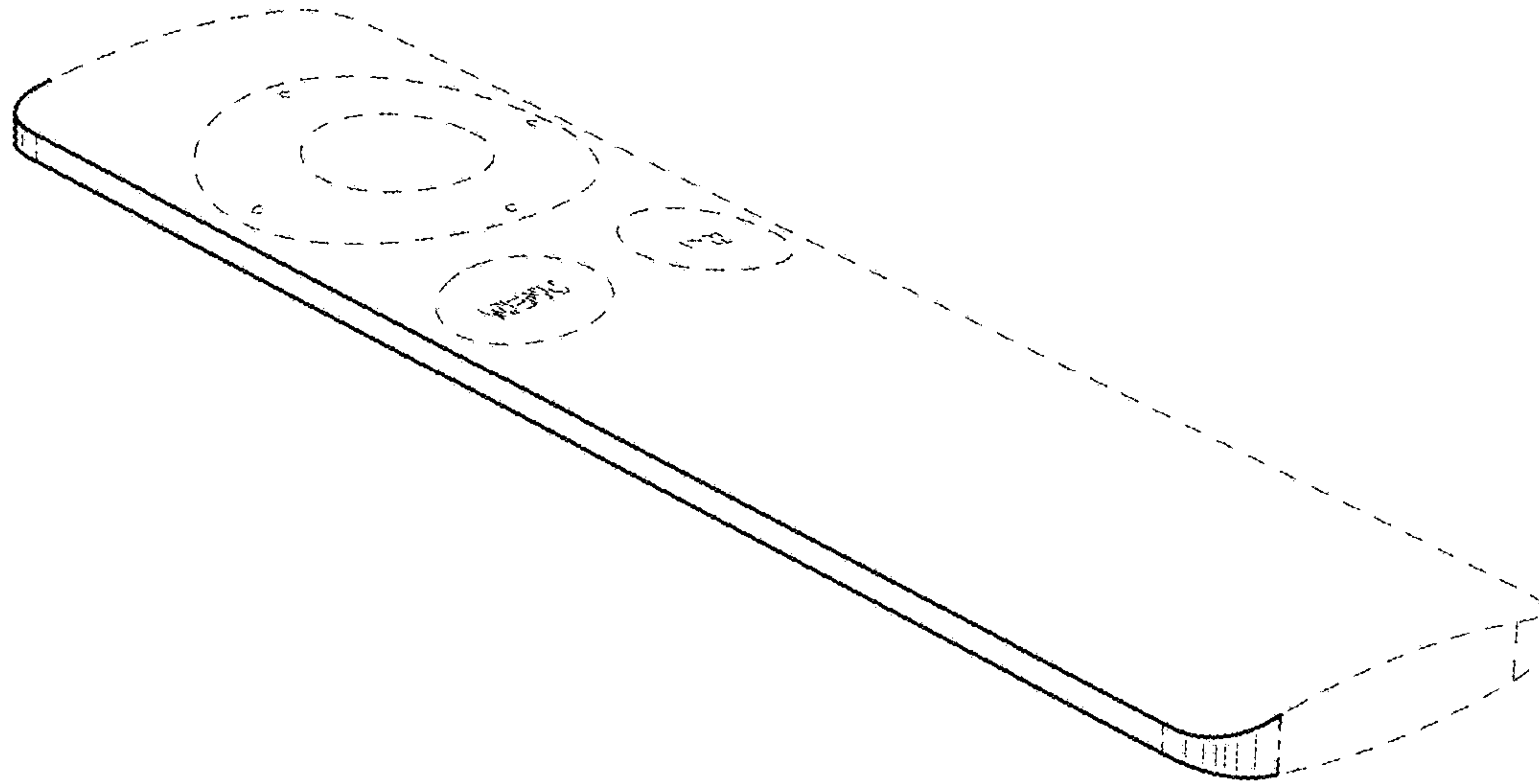


FIG. 1

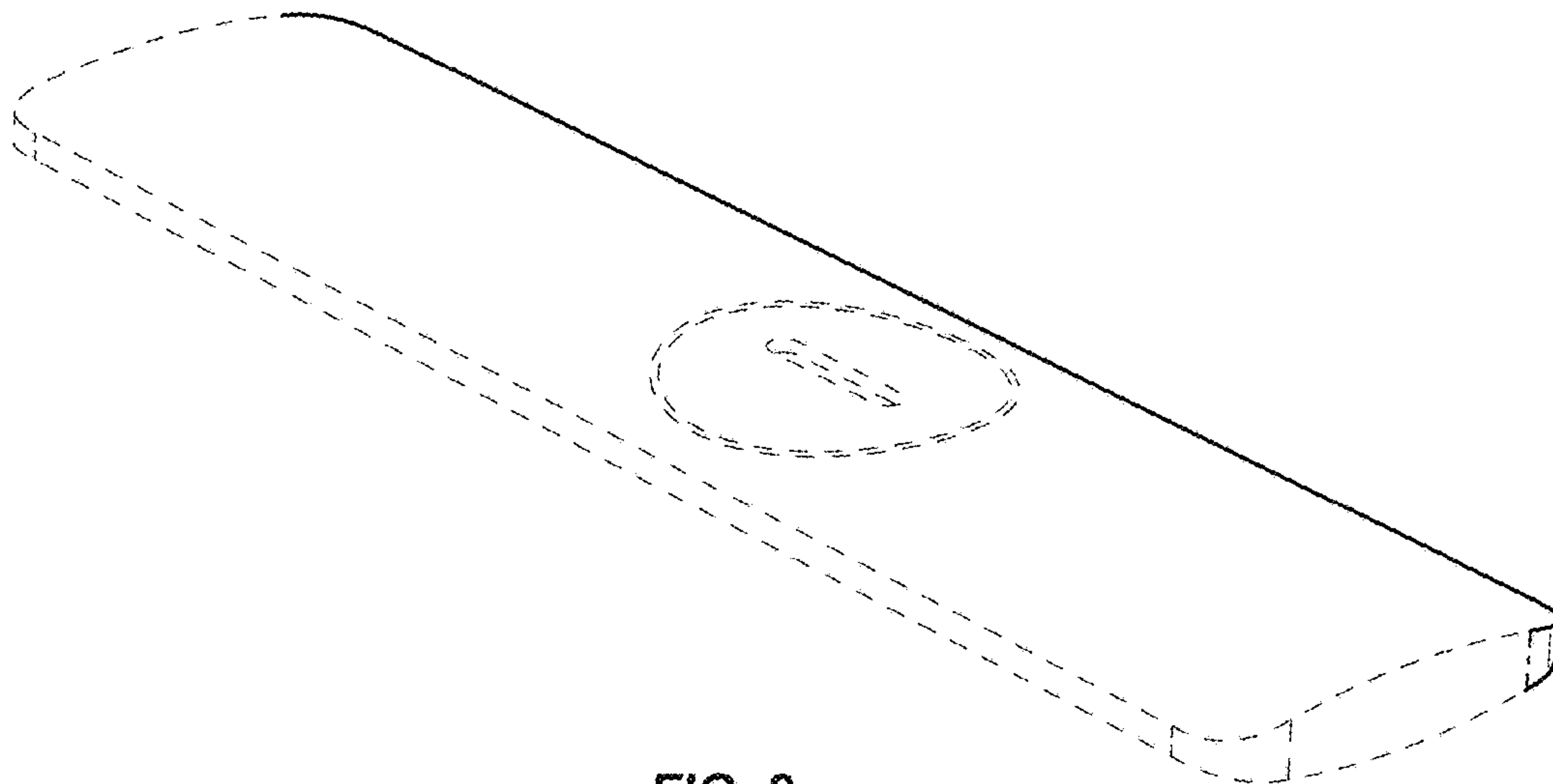


FIG. 2

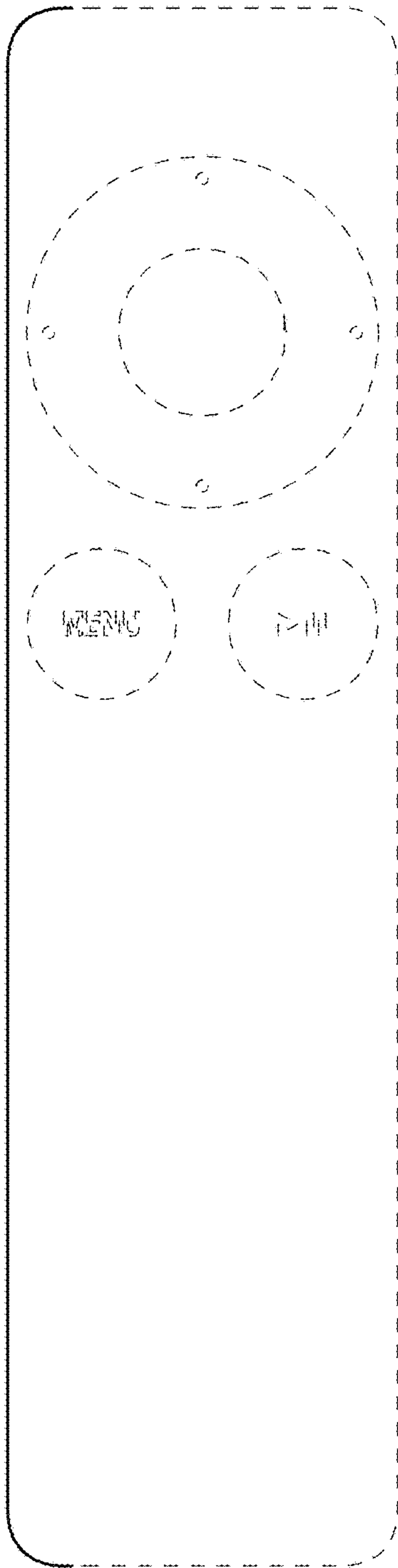


FIG. 3

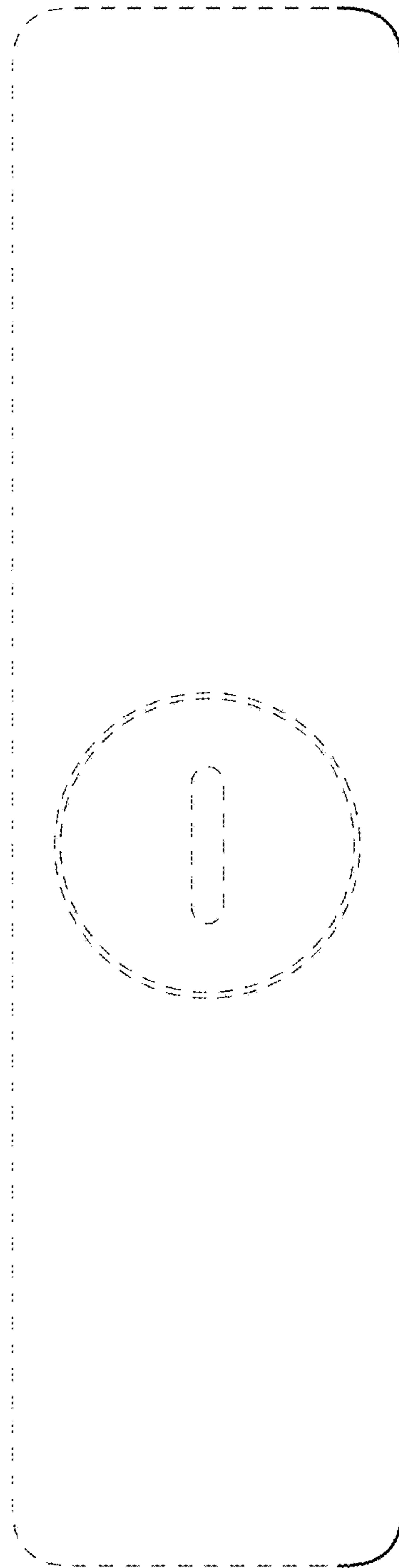


FIG. 4



FIG. 5




FIG. 6



FIG. 7




FIG. 8