

US00D836594S

(12) **United States Design Patent** (10) **Patent No.:** **US D836,594 S**
Hu (45) **Date of Patent:** **** Dec. 25, 2018**

(54) **WHITE NOISE SOUND MACHINE**

(71) Applicant: **MPOW TECHNOLOGY CO., LIMITED**, Hong Kong (HK)

(72) Inventor: **Zaihui Hu**, Shenzhen (CN)

(73) Assignee: **MPOW TECHNOLOGY CO., LIMITED**, Hong Kong (HK)

(**) Term: **15 Years**

(21) Appl. No.: **29/660,076**

(22) Filed: **Aug. 17, 2018**

(51) **LOC (11) Cl.** **14-03**

(52) **U.S. Cl.**
USPC **D14/188**; D14/203.3

(58) **Field of Classification Search**
USPC D14/167, 168, 170-172, 188, 194-196,
D14/204, 207, 209.1, 210-216, 219, 221,
D14/222, 224, 239, 496
CPC B60R 11/0217; G06F 1/1688; G10K 9/22;
G10K 11/004; H03F 1/327; H04M 1/03;
H04M 1/035; H04N 5/642; H04N
21/4852; H04R 1/02; H04R 1/06; H04R
1/021; H04R 1/025; H04R 1/026; H04R
1/028; H04R 1/105; H04R 1/323; H04R
1/403; H04R 1/2803; H04R 1/2834;
H04R 5/02; H04R 7/20; H04R 9/06;
H04R 9/025; H04R 2201/021; H04R
2400/00; H04R 2400/07; H04R 2499/11;
H04R 2499/13; H04R 2499/15; H04S
3/00; H04S 7/30

See application file for complete search history.

(56) **References Cited**

U.S. PATENT DOCUMENTS

D494,562 S * 8/2004 Lee D14/203.3
D512,435 S * 12/2005 Yang D14/203.3

D513,512 S * 1/2006 Tsai D14/203.7
D535,281 S * 1/2007 Yang D14/203.3
D574,014 S * 7/2008 Dai D14/496
D581,943 S * 12/2008 Pedersen D14/150
D613,760 S * 4/2010 Pail D14/203.1
D637,620 S * 5/2011 de Vilmorin D14/203.1
D645,474 S * 9/2011 Cho et al.
D754,094 S * 4/2016 Cho D14/188
D754,095 S * 4/2016 Cho D14/188
D762,188 S * 7/2016 Cho D14/188
D808,357 S * 1/2018 Kim D14/203.7
D822,065 S * 7/2018 Kang D14/496

FOREIGN PATENT DOCUMENTS

EM 002370411-0001 1/2014

* cited by examiner

Primary Examiner — Keli L Hill

(74) *Attorney, Agent, or Firm* — JCIPRNET

(57) **CLAIM**

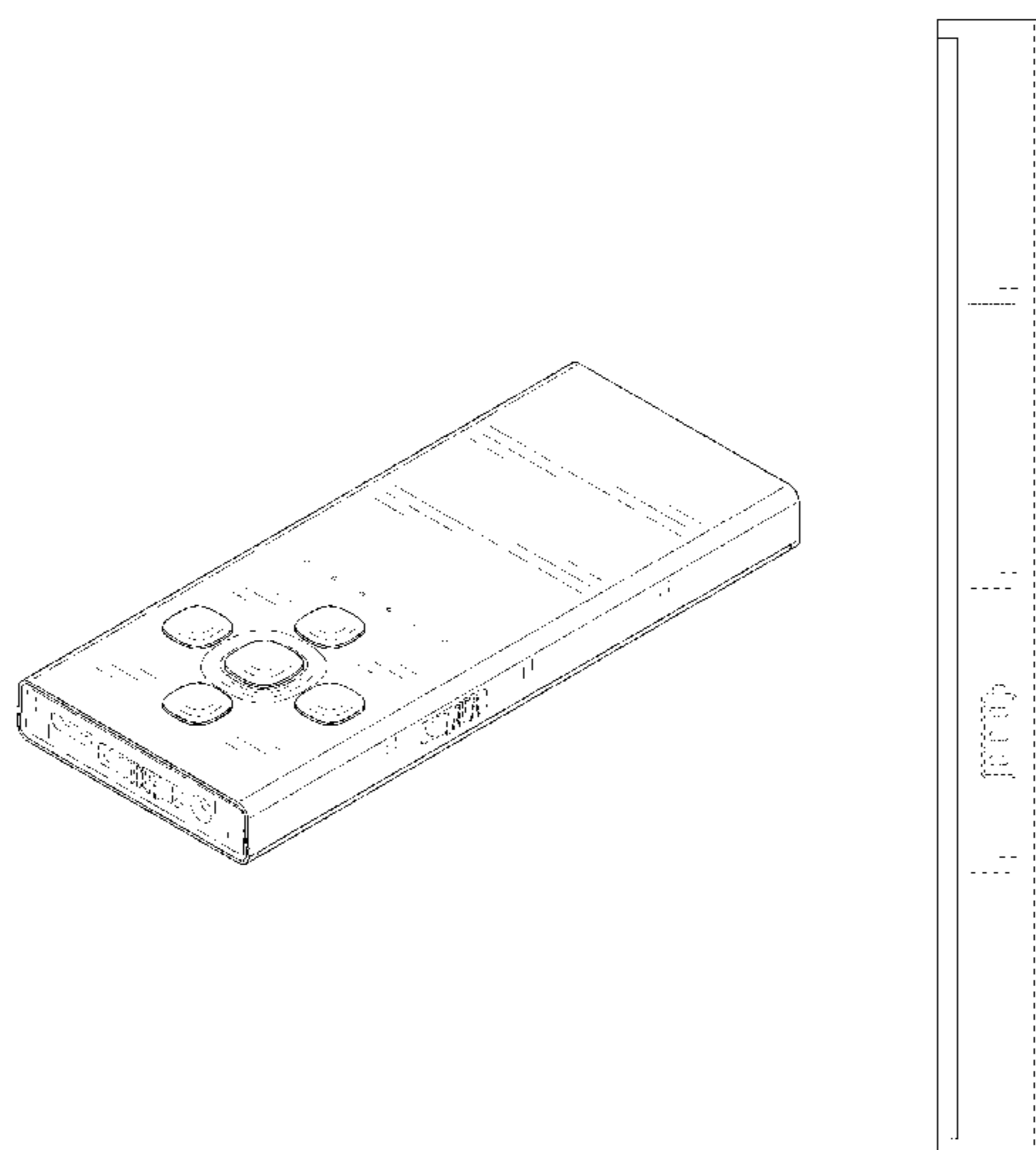
The ornamental design for a white noise sound machine, as shown and described.

DESCRIPTION

FIG. 1 is a perspective view of a white noise sound machine showing my new design;
FIG. 2 is a front view thereof;
FIG. 3 is a rear view thereof;
FIG. 4 is a left side view thereof;
FIG. 5 is a right side view thereof;
FIG. 6 is a top view thereof; and,
FIG. 7 is a bottom view thereof.

The broken lines illustrate portions of the white noise sound machine and form no part of the claimed design.

1 Claim, 5 Drawing Sheets






FIG. 1




FIG. 2




FIG. 3

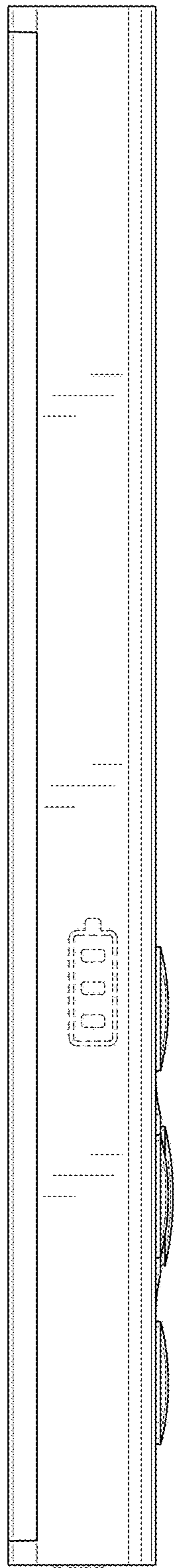


FIG. 4

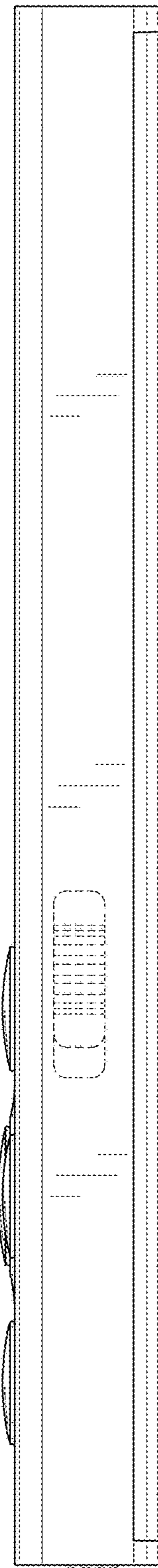


FIG. 5

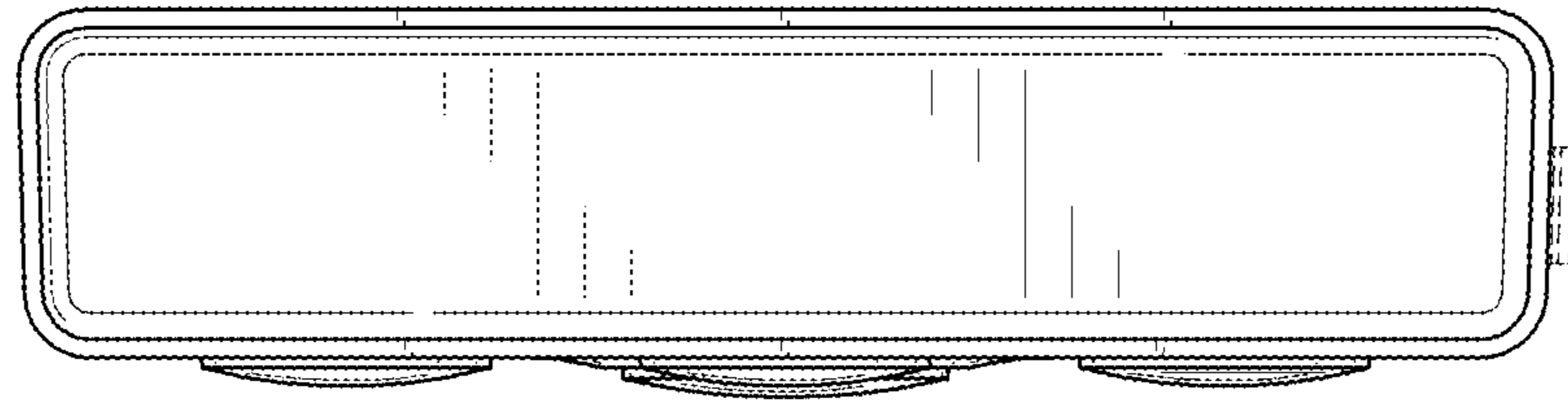


FIG. 6

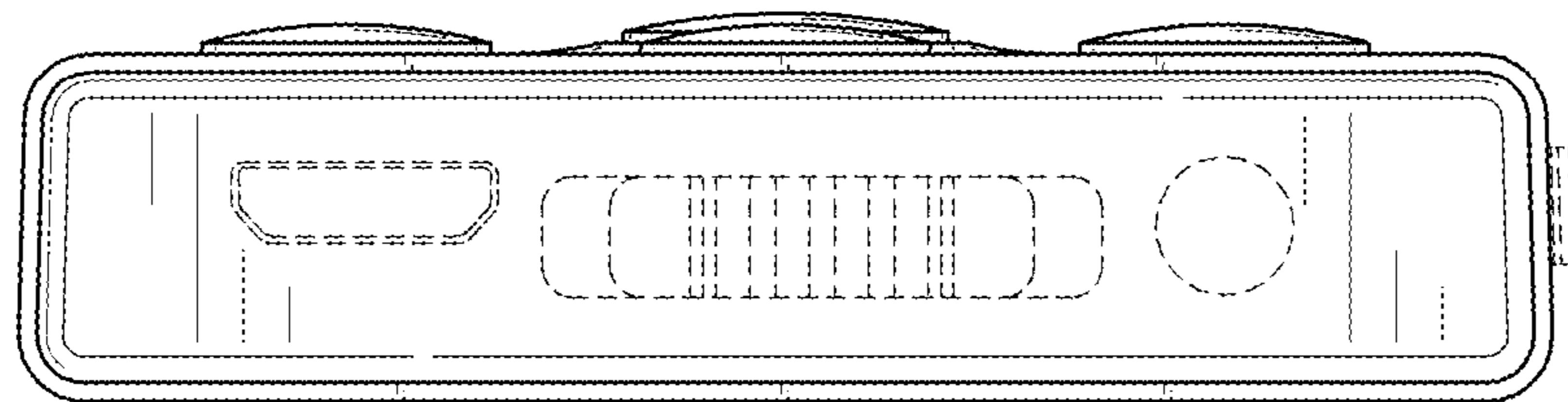


FIG. 7