



US00D836550S

(12) **United States Design Patent** (10) **Patent No.:** **US D836,550 S**  
**Beer et al.** (45) **Date of Patent:** **\*\* Dec. 25, 2018**

(54) **PROTECTIVE HOUSING FOR A TRANSFORMER**  
(71) Applicant: **Siemens Aktiengesellschaft**, Munich (DE)  
(72) Inventors: **Andreas Beer**, Grasbrunn (DE); **Florian Lohse**, Munich (DE); **Philip Zeitler**, Munich (DE)  
(73) Assignee: **Siemens Aktiengesellschaft**, Munich (DE)  
(\*\*) Term: **15 Years**

(21) Appl. No.: **29/598,864**  
(22) Filed: **Mar. 29, 2017**  
(30) **Foreign Application Priority Data**

Sep. 30, 2016 (EM) ..... 001453757

(51) **LOC (11) Cl.** ..... **13-02**

(52) **U.S. Cl.**  
USPC ..... **D13/110**

(58) **Field of Classification Search**  
USPC ..... D13/110, 101, 112, 114, 123, 162, 184, D13/199; D14/357; 361/600, 601, 707, 361/715, 730; 363/15, 35, 141, 157, 174, 363/175, 177  
CPC ..... H02M 7/068; H01F 27/00; H01F 27/02; H01F 27/002; H01F 27/06; H02B 1/50  
See application file for complete search history.

(56) **References Cited**  
**U.S. PATENT DOCUMENTS**

D249,788 S \* 10/1978 Nanjo ..... D13/116  
5,168,171 A \* 12/1992 Tracewell ..... H05K 7/20572  
307/150

D346,359 S \* 4/1994 Linden ..... D13/114  
D437,586 S \* 2/2001 Sonntag ..... D13/184  
D534,863 S \* 1/2007 Yasuda ..... D13/112  
D631,839 S \* 2/2011 Mockenhaupt ..... D13/110  
D638,795 S \* 5/2011 Bechtel ..... D13/122  
D727,262 S \* 4/2015 Omote ..... D13/110  
2002/0000342 A1 \* 1/2002 Yamada ..... E02F 9/0866  
181/204

\* cited by examiner

*Primary Examiner* — Derrick E Holland  
(74) *Attorney, Agent, or Firm* — Schiff Hardin LLP

(57) **CLAIM**

The ornamental design for a protective housing for a transformer, as shown and described.

**DESCRIPTION**

FIG. 1 is a front elevational view of a protective housing for a transformer showing our new design; FIG. 2 is a back elevational view thereof; FIG. 3 is a top plan view thereof; FIG. 4 is a bottom plan view thereof; FIG. 5 is a side elevational view of the right side thereof; FIG. 6 is a side elevational view of the left side thereof; and, FIG. 7 is a top, front, and right-side perspective view thereof.

High-quality electronic copies of the drawings are available in the Office's electronic record of this application. The broken lines shown are for the purpose of illustrating environmental structure and form no part of the claimed design.

**1 Claim, 7 Drawing Sheets**

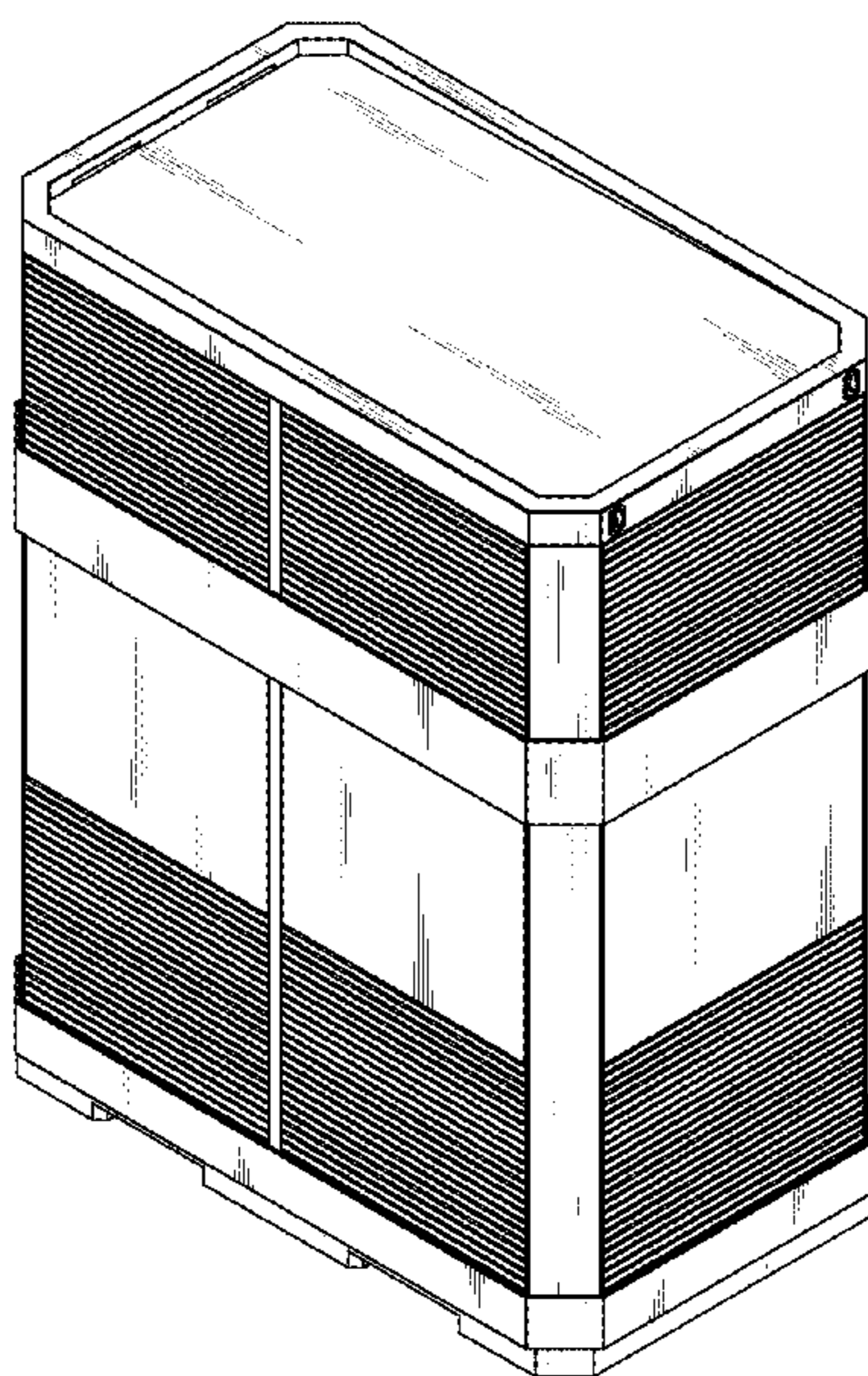


FIG 1

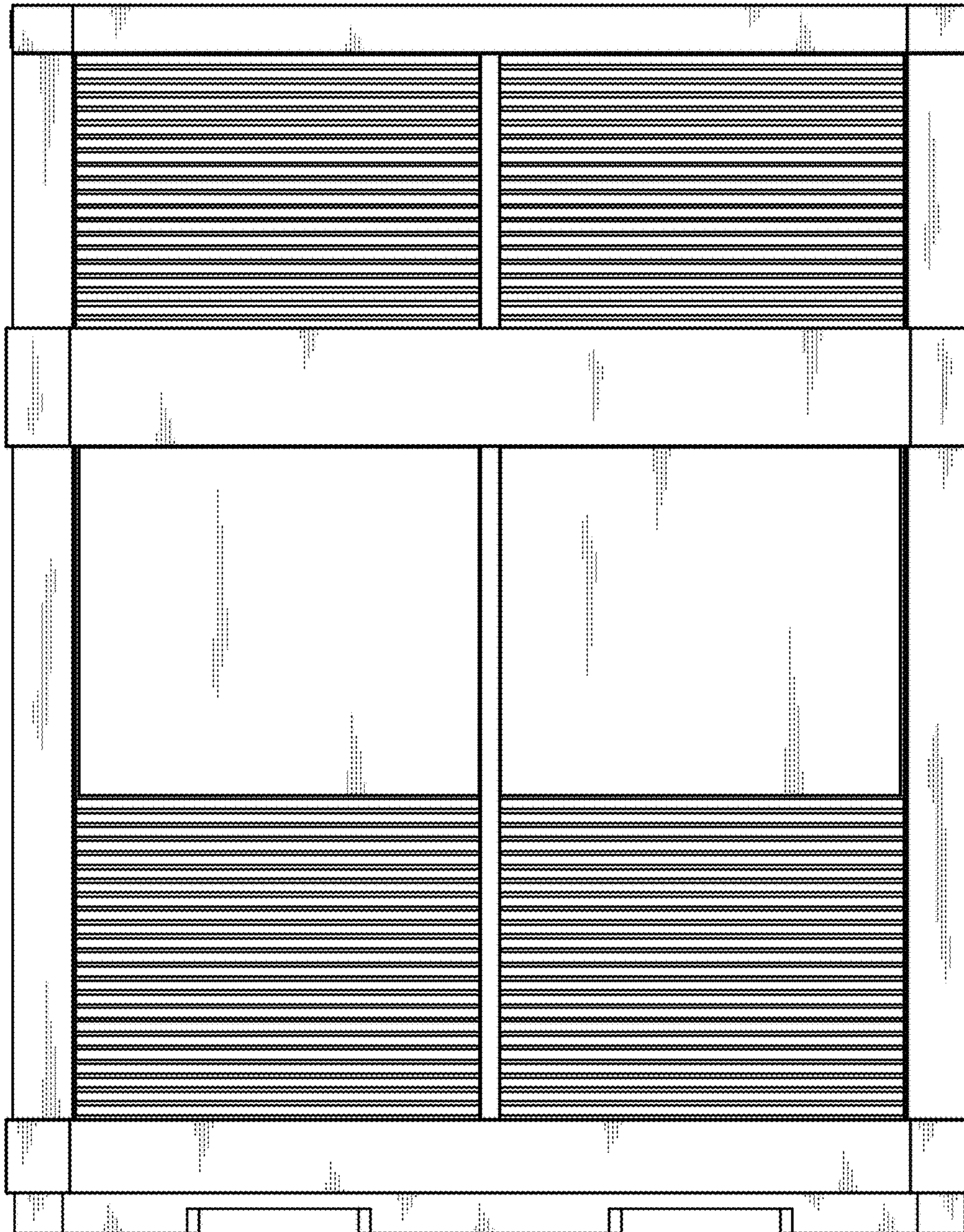


FIG 2

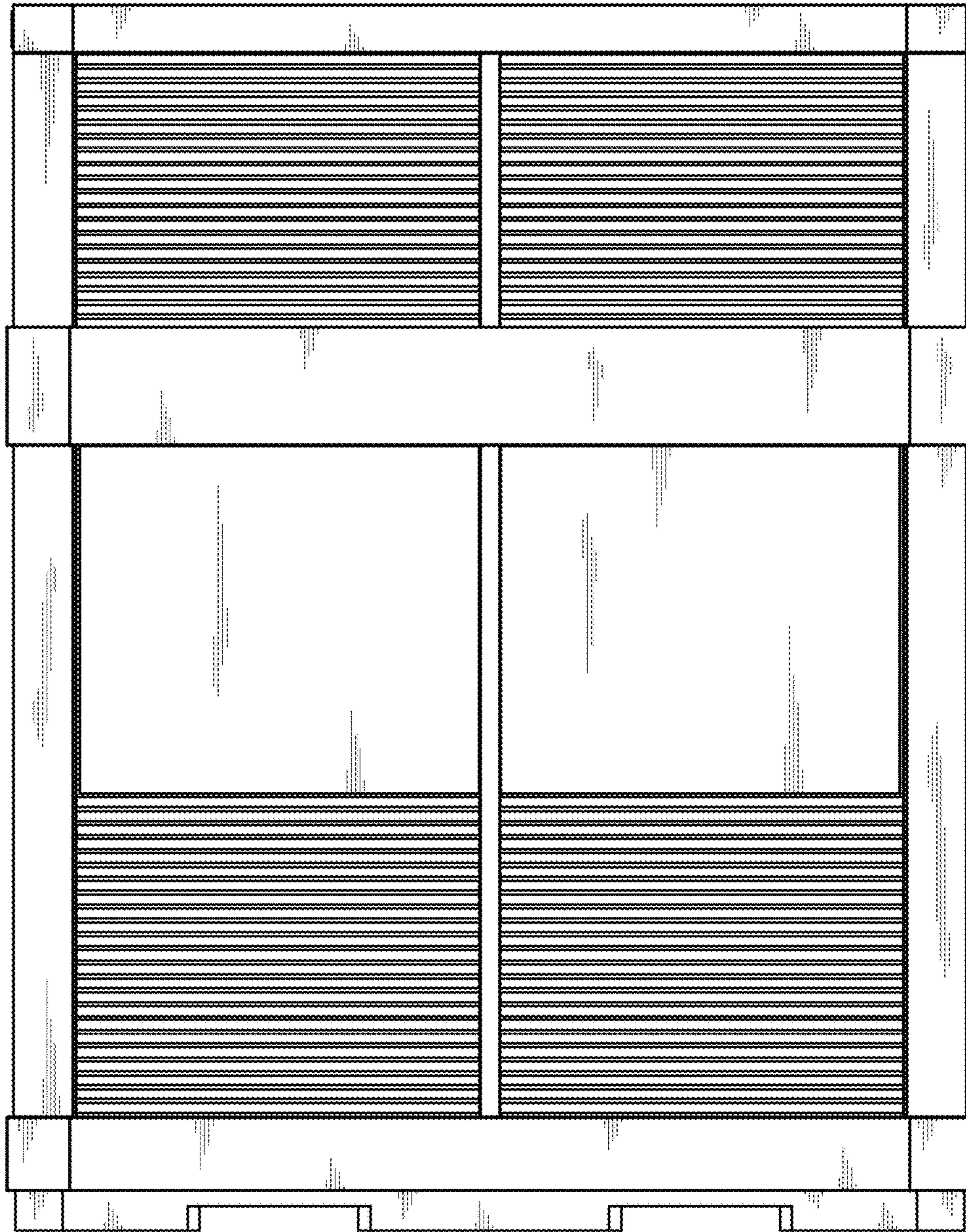


FIG 3




FIG 4




FIG 5

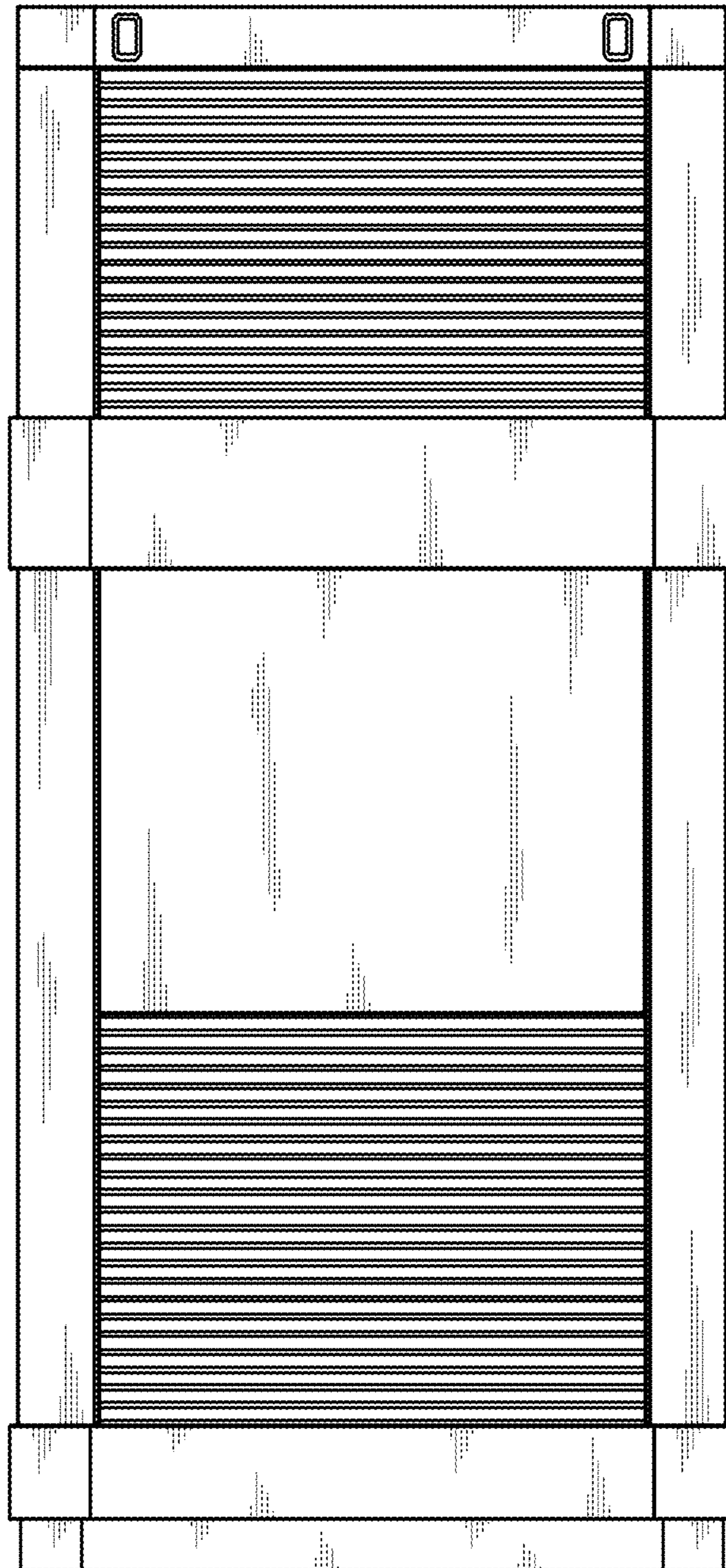


FIG 6

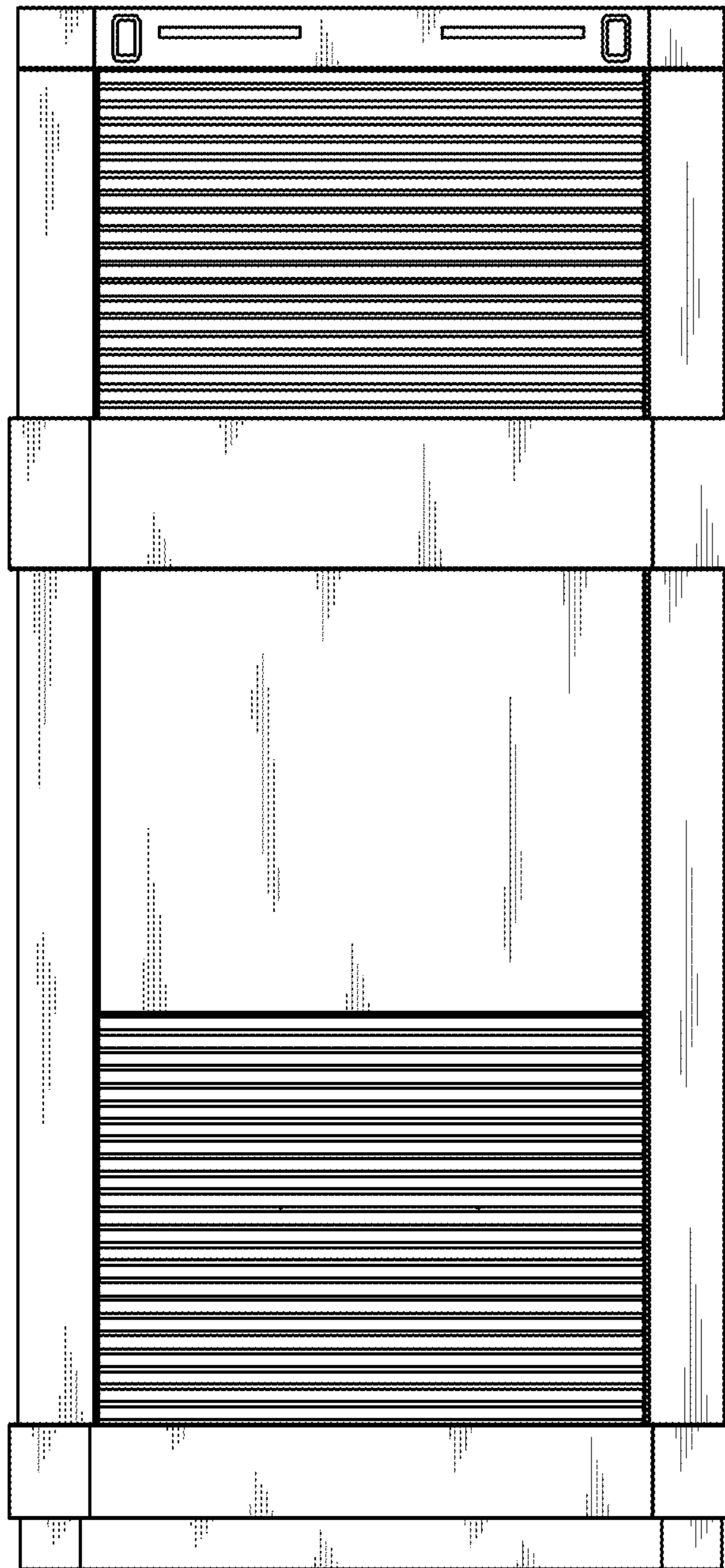


FIG 7

