



US00D836535S

(12) **United States Design Patent**  
**Moser et al.**

(10) **Patent No.:** **US D836,535 S**

(45) **Date of Patent:** **\*\* Dec. 25, 2018**

(54) **TIRE**

(71) Applicants: **Bridgestone Americas Tire Operations, LLC**, Nashville, TN (US); **Bridgestone Corporation**, Chuo-Ku (JP)

(72) Inventors: **Russell A. Moser**, Louisville, OH (US); **David M. Severyn**, Akron, OH (US); **Justin M. Gehres**, Uniontown, OH (US); **Shintaro Hayashi**, Hachioji (JP)

(73) Assignees: **Bridgestone Corporation**, Tokyo (JP); **Bridgestone Americas Tire Operations, LLC**, Nashville, TN (US)

(\*\*) Term: **15 Years**

(21) Appl. No.: **29/613,129**

(22) Filed: **Aug. 8, 2017**

(51) **LOC (11) Cl.** ..... **12-15**

(52) **U.S. Cl.**  
USPC ..... **D12/530**

(58) **Field of Classification Search**  
USPC ..... D12/500–532, 604  
CPC ..... Y10T 152/10027; B60C 1/0016; B60C 11/0306; B60C 11/0302; B60C 3/06; B60C 9/17

See application file for complete search history.

(56) **References Cited**

**U.S. PATENT DOCUMENTS**

D384,605 S	10/1997	Aoki
D394,034 S	5/1998	Feider et al.
D479,188 S	9/2003	Klutz et al.
7,422,043 B2	9/2008	Miyazaki
D584,213 S	1/2009	Shinkai
D585,361 S	1/2009	Ho

D600,628 S	9/2009	Miyazaki	
D610,530 S	2/2010	Perdriat	
D611,893 S	3/2010	Iwabuchi et al.	
D613,235 S	4/2010	Kossi et al.	
D624,488 S	9/2010	Nakamura	
D630,997 S	1/2011	Wright et al.	
D637,550 S	5/2011	Nakamizo	
D642,971 S	8/2011	Takahashi	
D644,982 S *	9/2011	Lee	D12/521
D649,509 S	11/2011	Allison et al.	
D651,558 S *	1/2012	Youn	D12/588
D654,848 S	2/2012	Yonetsu	
D664,083 S	7/2012	Scheifele	
8,267,133 B2	9/2012	Kojima	
D678,176 S	3/2013	Park et al.	
8,550,133 B2	10/2013	Matsumoto	
8,763,659 B2	7/2014	Ishiguro et al.	
D713,326 S	9/2014	Fontaine et al.	

(Continued)

*Primary Examiner* — Brandon M Rosati

*Assistant Examiner* — John A Voytek

(74) *Attorney, Agent, or Firm* — Shaun J. Fox

(57) **CLAIM**

The ornamental design for a tire, as shown and described.

**DESCRIPTION**

FIG. 1 is a side perspective view of a tire showing our new design, it being understood that the tread pattern is repeated throughout the circumference of the tire;

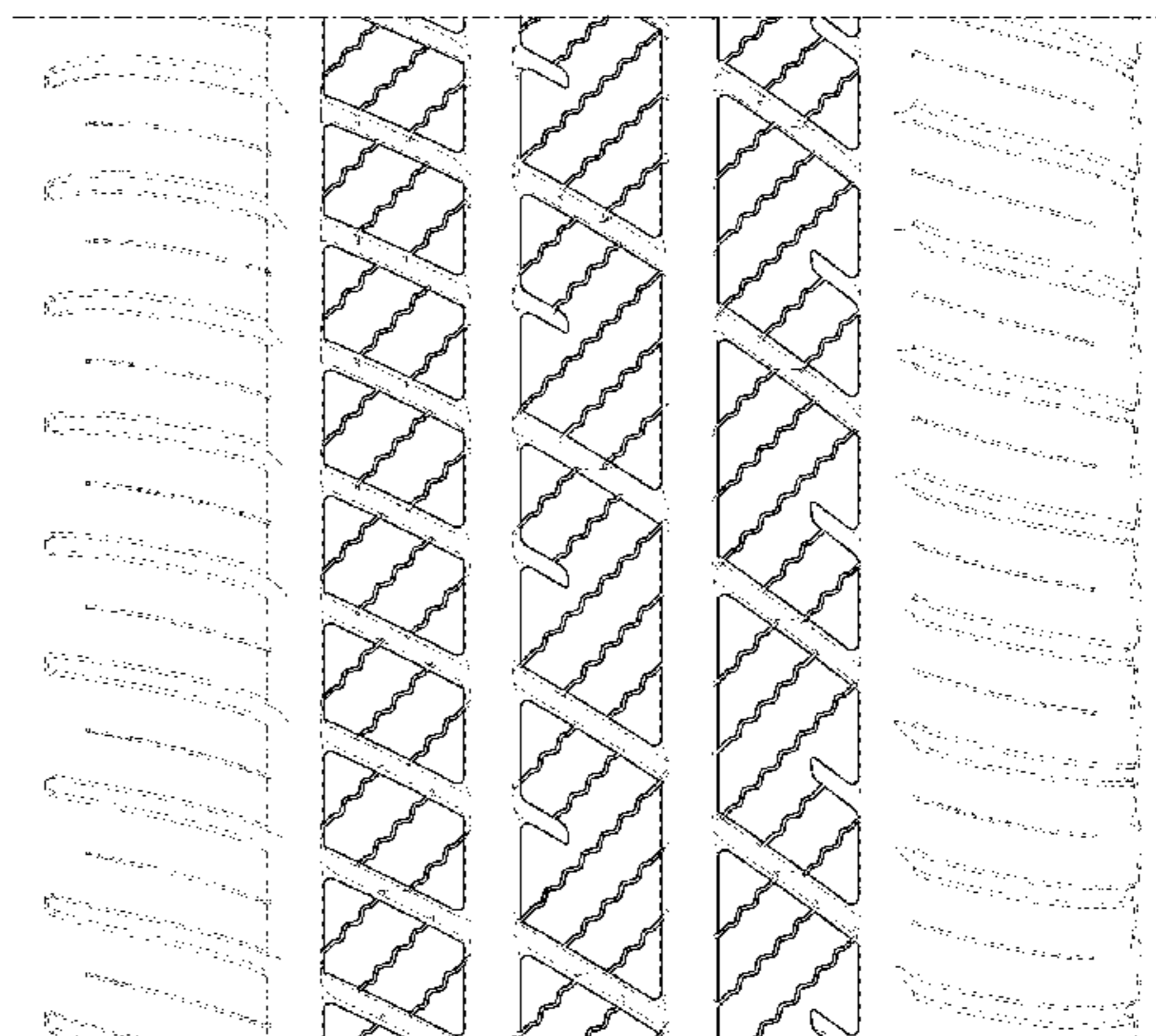
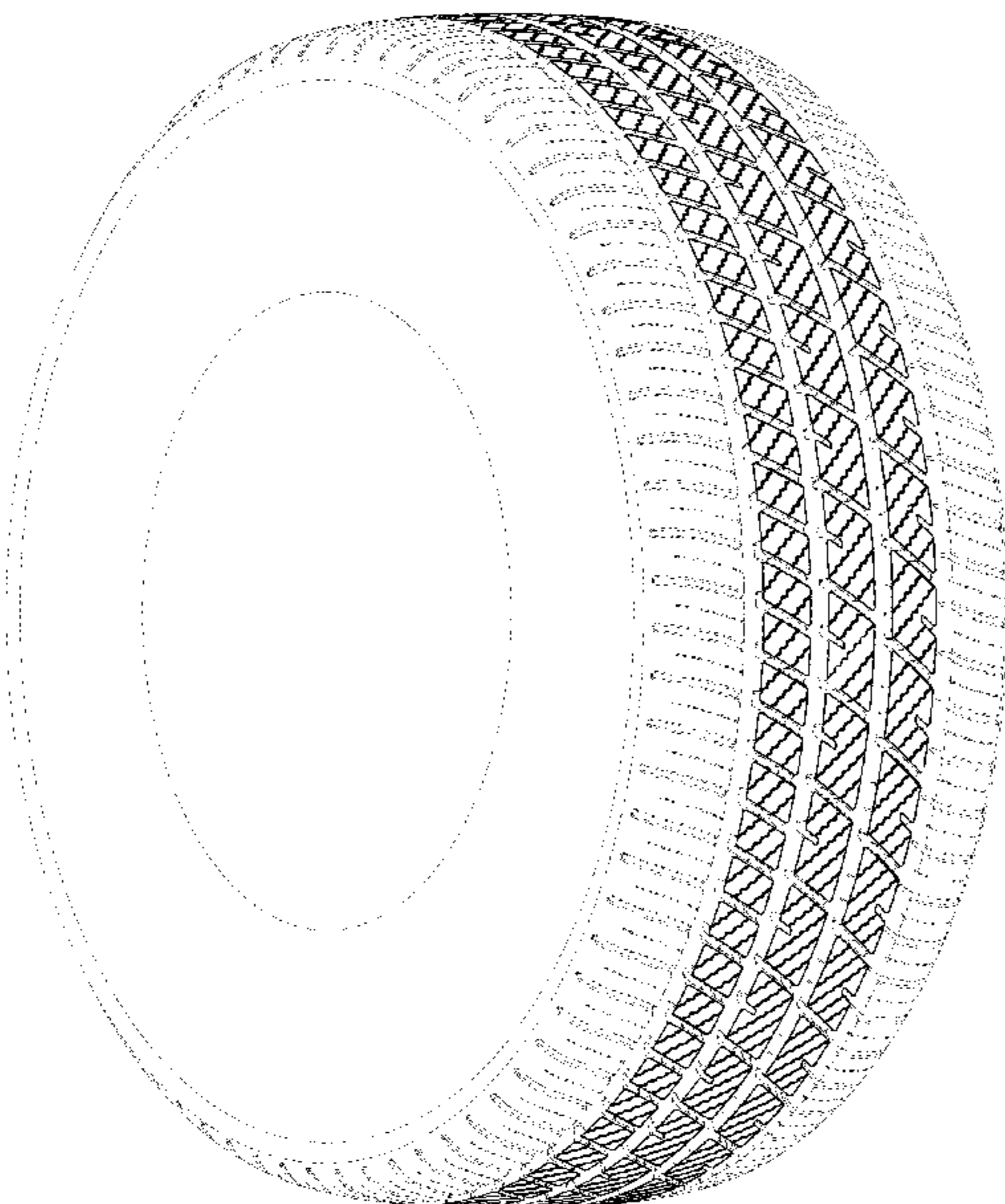
FIG. 2 is a front elevational view thereof; it being understood that the tread pattern is repeated throughout the circumference of the tire;

FIG. 3 is an enlarged fragmentary front elevational view thereof;

FIG. 4 is a side elevational view of the left side thereof; and, FIG. 5 is a side elevational view of the right side thereof.

In the drawings, the broken lines depict environmental subject matter only and form no part of the claimed design.

**1 Claim, 5 Drawing Sheets**



(56)

**References Cited**

## U.S. PATENT DOCUMENTS

D713,330	S *	9/2014	Tomnida .....	D12/588
8,857,483	B2	10/2014	Ikeda	
D718,219	S	11/2014	Berzins et al.	
D718,227	S	11/2014	Honda	
8,925,602	B2	1/2015	Kageyama	
D722,947	S	2/2015	Nemoto et al.	
D730,809	S *	6/2015	Bonifas .....	D12/523
D733,636	S	7/2015	Janesh et al.	
D735,637	S	8/2015	Hughes et al.	
D736,693	S	8/2015	Wang	
D736,697	S	8/2015	Leocadio et al.	
D739,339	S	9/2015	Nomura et al.	
D741,791	S	10/2015	Severyn	
D743,328	S	11/2015	Sareen	
D743,873	S	11/2015	Majerus et al.	
D743,874	S	11/2015	Philipot et al.	
D746,224	S	12/2015	Drake	
D751,972	S	3/2016	Qin et al.	
9,278,582	B2	3/2016	Stuckey	
D758,957	S *	6/2016	Kuriyama .....	D12/586
D763,172	S	8/2016	Sato	
D786,778	S *	5/2017	Suzuki .....	D12/527
D788,685	S *	6/2017	Suzuki .....	D12/527
D790,440	S *	6/2017	Schoepner .....	D12/521
D790,441	S *	6/2017	Suzuki .....	D12/527
D792,322	S *	7/2017	Taniguchi .....	D12/521
D805,022	S *	12/2017	Bonnamour .....	D12/530
D808,331	S *	1/2018	Schoepner .....	D12/521
D810,007	S *	2/2018	Lundgren .....	D12/604
D818,943	S *	5/2018	McKenney .....	D12/604

\* cited by examiner

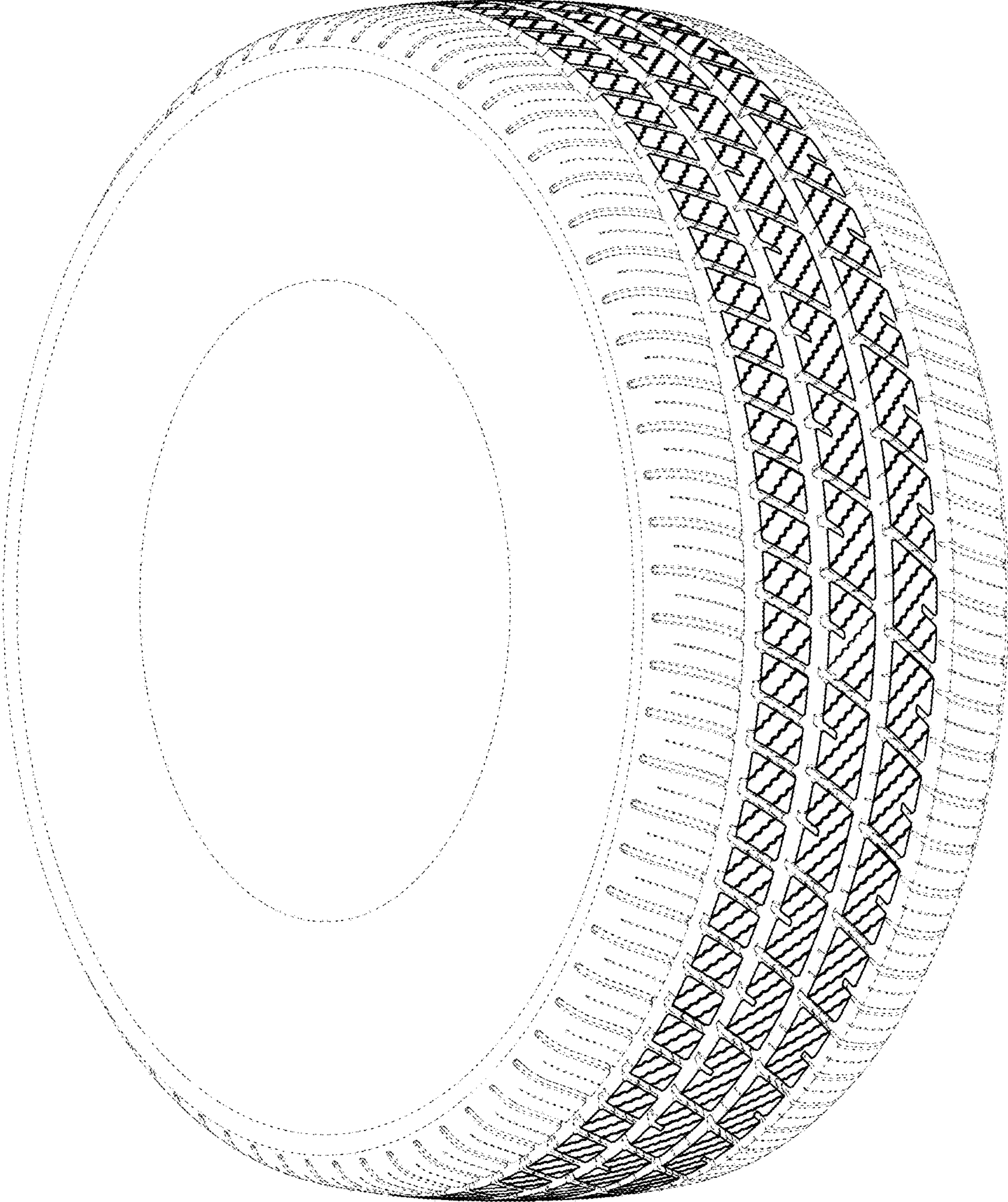


Fig. 1

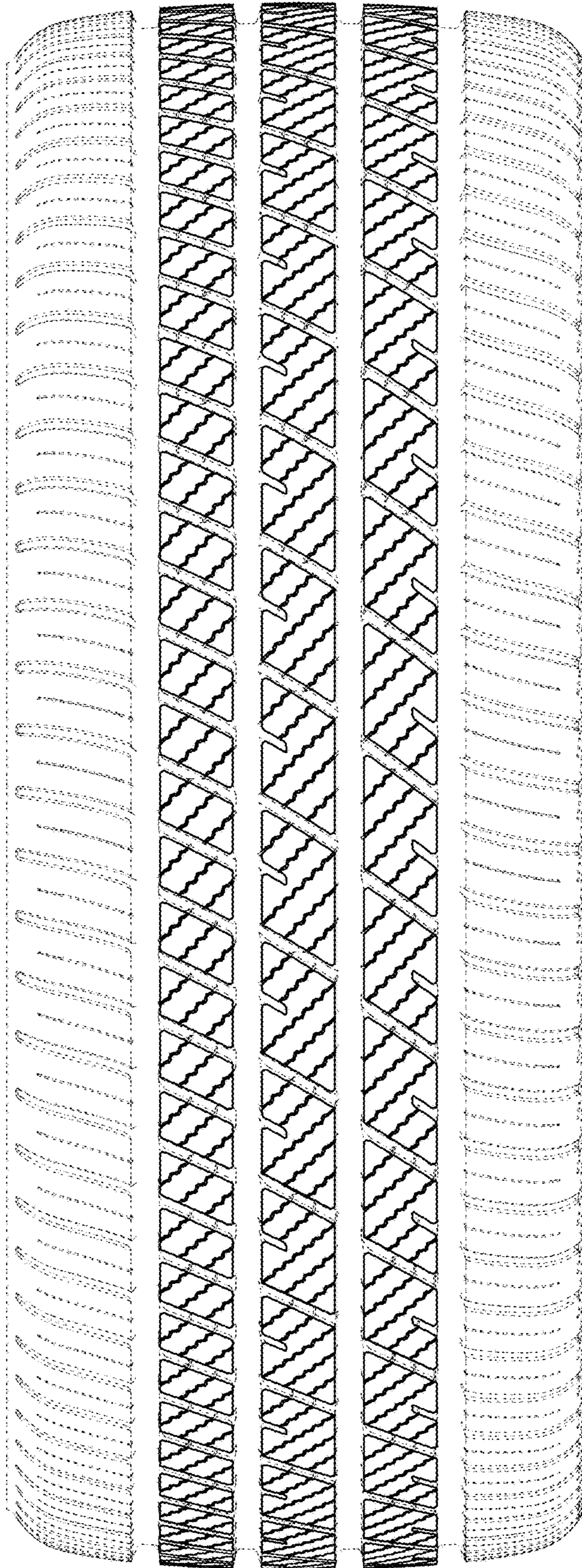


Fig. 2

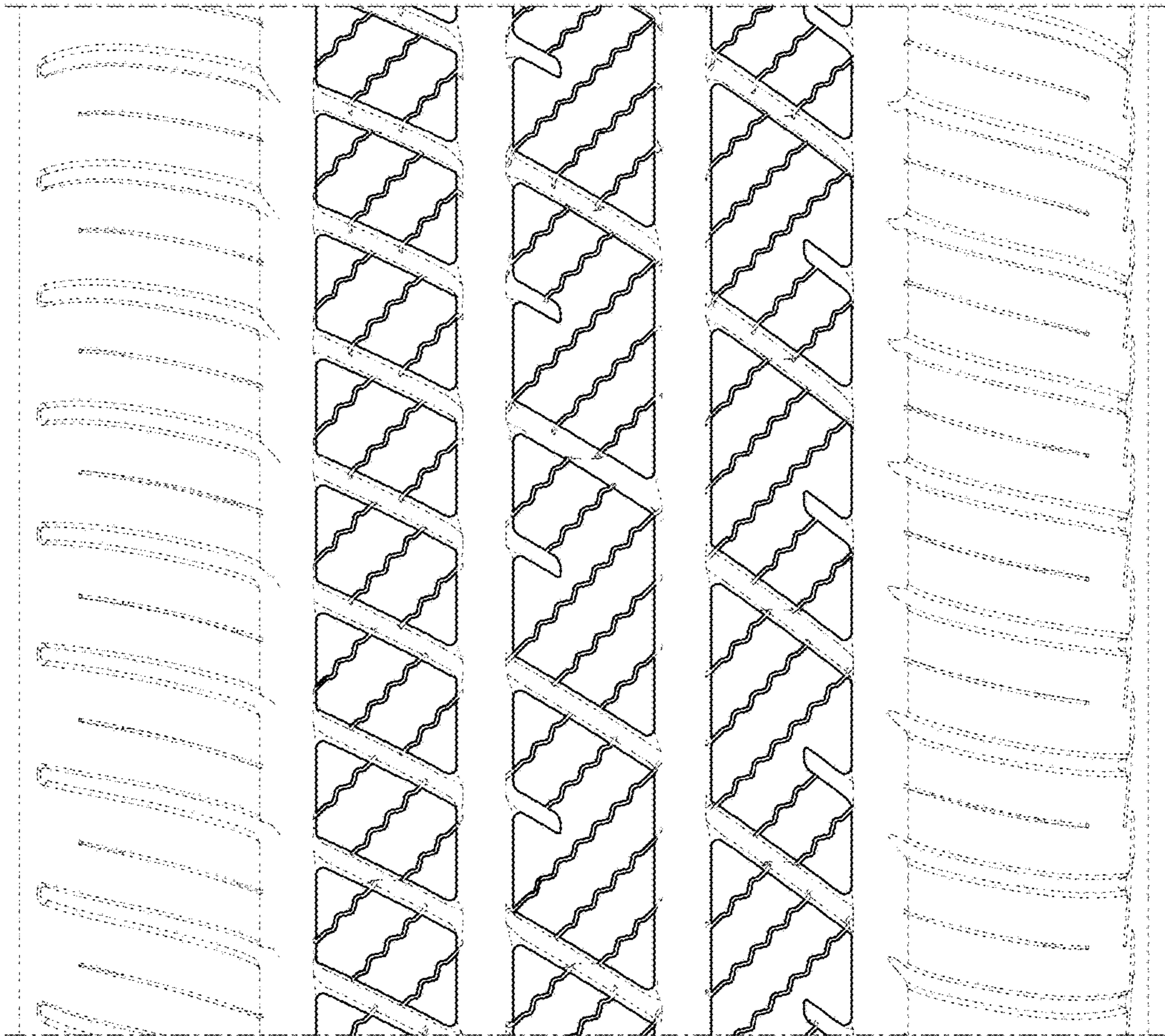
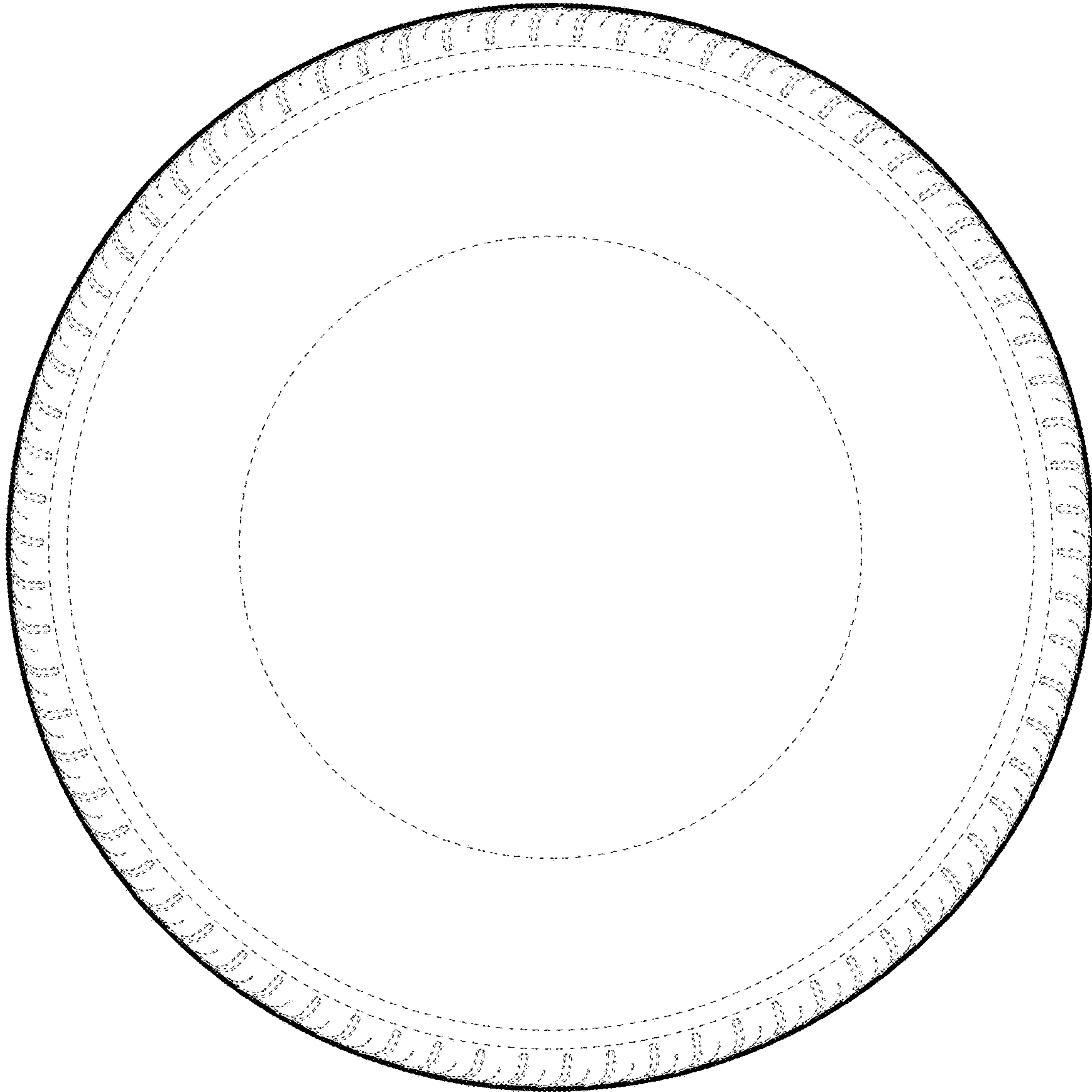


Fig. 3



**Fig. 4**

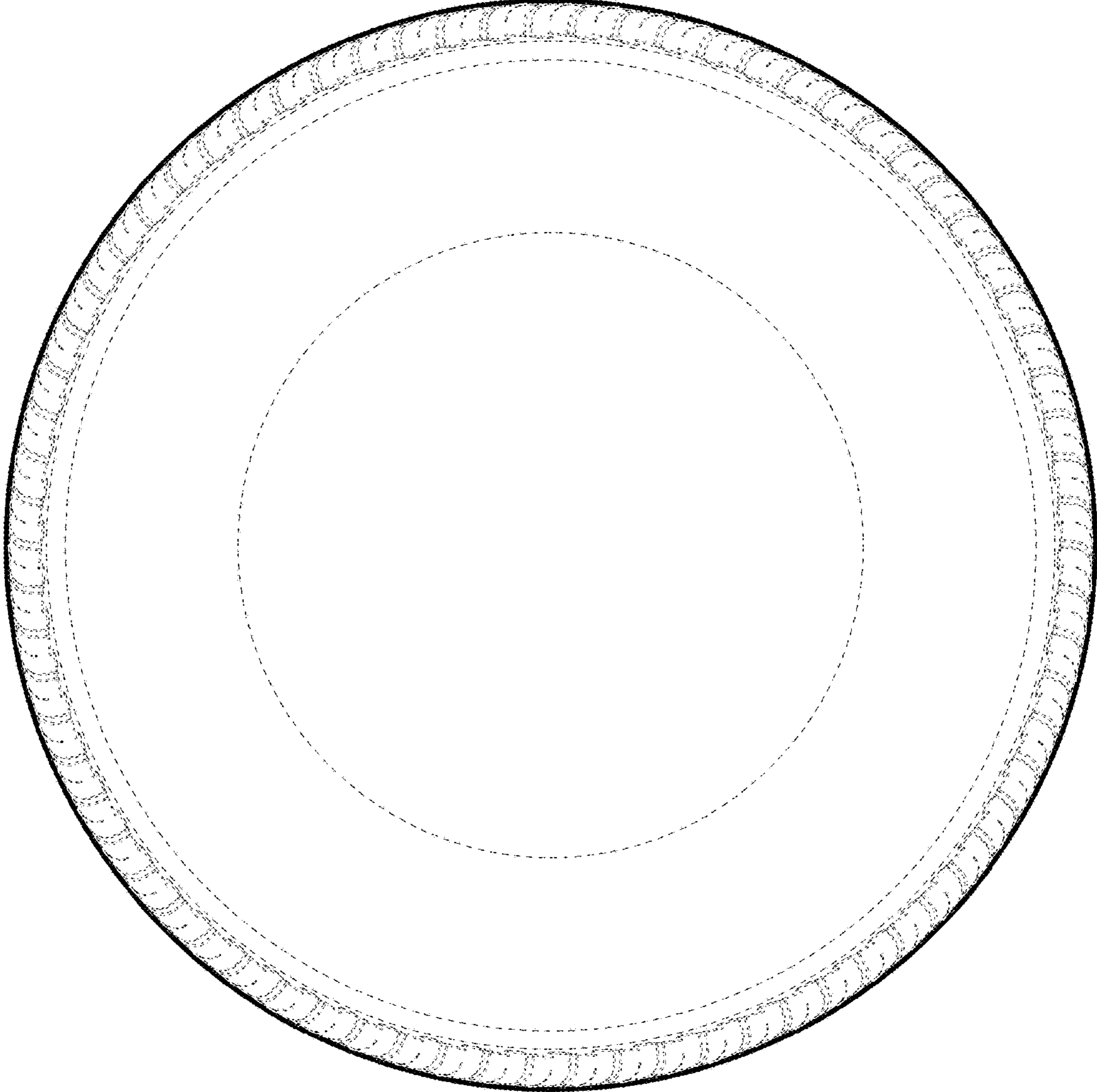


Fig. 5