



US00D836534S

(12) **United States Design Patent** (10) **Patent No.:** **US D836,534 S**
Montesello et al. (45) **Date of Patent:** **** Dec. 25, 2018**

- (54) **CAR TIRE**
- (71) Applicant: **Pirelli Tyre S.p.A.**, Milan (IT)
- (72) Inventors: **Stefano Montesello**, Milan (IT);
Gianfranco Colombo, Milan (IT)
- (73) Assignee: **PIRELLI TYRE S.P.A.**, Milan (IT)
- (**) Term: **15 Years**
- (21) Appl. No.: **29/609,480**
- (22) Filed: **Jun. 30, 2017**

Related U.S. Application Data

- (62) Division of application No. 29/519,196, filed on Mar. 3, 2015, now Pat. No. Des. 794,541.

(30) **Foreign Application Priority Data**

Sep. 4, 2014 (EM) 002530907

- (51) **LOC (11) Cl.** **12-15**

- (52) **U.S. Cl.**
USPC **D12/523**

- (58) **Field of Classification Search**
USPC D12/500-532, 604
CPC Y10T 152/10027; B60C 1/0016; B60C 11/0306; B60C 11/0302; B60C 3/06; B60C 9/17

See application file for complete search history.

(56) **References Cited**

U.S. PATENT DOCUMENTS

D467,222 S	12/2002	Kuramochi et al.	
D562,757 S	2/2008	Iwai	
D579,855 S	11/2008	Fontaine et al.	
D585,014 S	1/2009	Kageyama	
D586,723 S	2/2009	Heinen et al.	
D588,521 S *	3/2009	Tomatsu	D12/519
D622,655 S	8/2010	Ohashi	
D624,870 S	10/2010	Fontaine et al.	

D634,262 S	3/2011	Kujime	
D651,553 S *	1/2012	Knowles	D12/518
D667,775 S	9/2012	Rittweger	
D671,065 S	11/2012	Scheifele	
D700,878 S	3/2014	Takemoto	
D726,098 S *	4/2015	Sanae	D12/517

(Continued)

OTHER PUBLICATIONS

Pirelli Cinturato P6 Tyre Reviews | posted at tyrereviews.co.uk no posting date given [online] [site visited Nov. 4, 2016]. Available from Internet: http://www.tyrereviews.co.uk/Tyre/Pirelli/CINTURATO-P6.htm/view_media/Pirelli-CINTURATO-P6.jpg.

Primary Examiner — Brandon M Rosati

Assistant Examiner — John A Voytek

(74) *Attorney, Agent, or Firm* — Finnegan, Henderson, Farabow, Garrett & Dunner, L.L.P.

(57) **CLAIM**

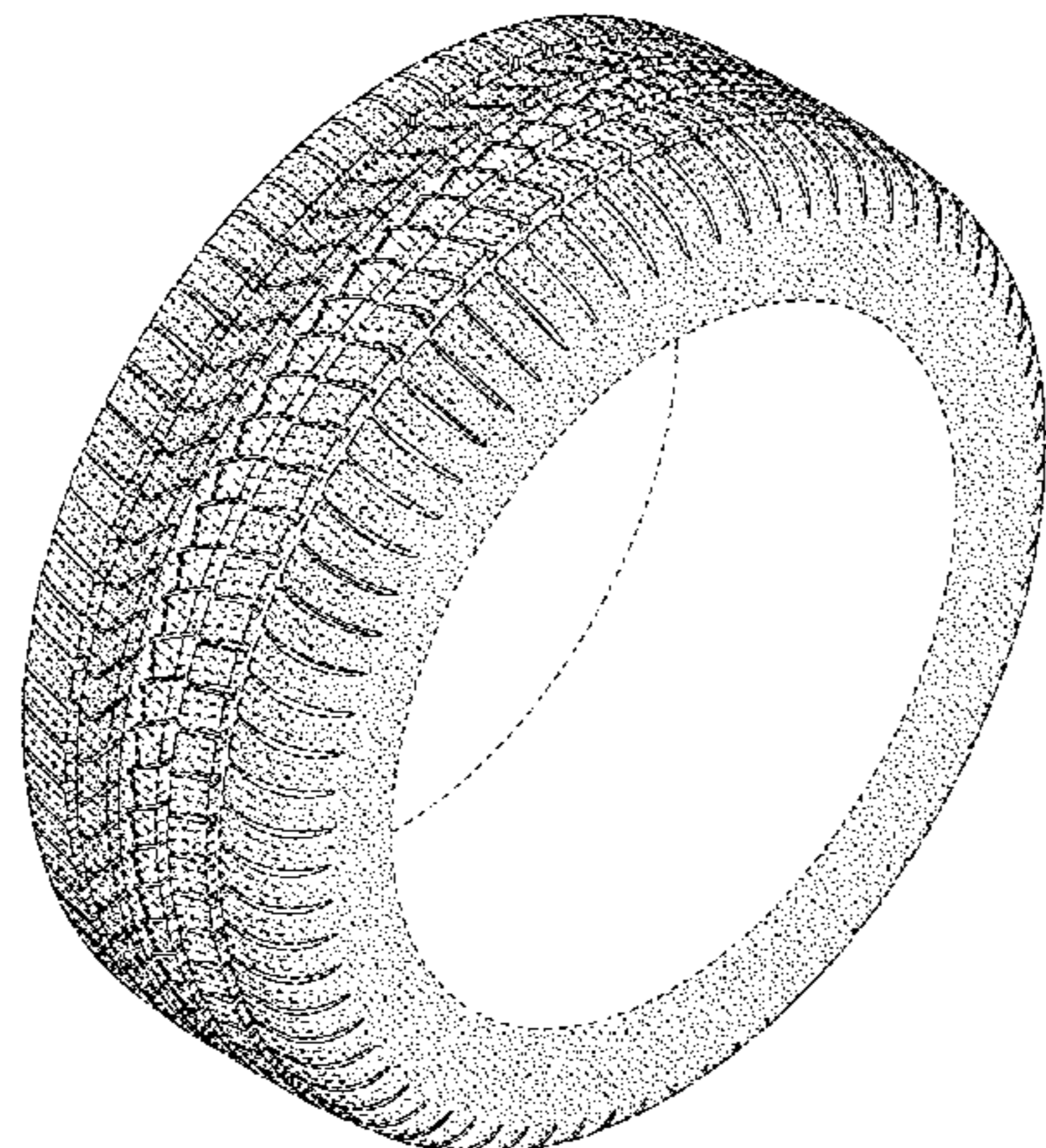
The ornamental design for a car tire, as shown and described.

DESCRIPTION

FIG. 1 is a perspective view of a car tire, showing our new design;
 FIG. 2 is a front elevation view thereof, it being understood that the tread pattern is repeated throughout the circumference of the car tire;
 FIG. 3 is a right side elevation view thereof;
 FIG. 4 is a rear elevation view thereof;
 FIG. 5 is a left side elevation view thereof; and,
 FIG. 6 is an enlarged fragmentary front elevation view of FIG. 2, showing a portion thereof.

The portions depicted in broken lines of even length illustrate portions of the car tire that form no part of the claimed design. The portions depicted in broken lines of uneven length mark the boundaries of the enlarged fragmentary views.

1 Claim, 6 Drawing Sheets



(56)

References Cited

U.S. PATENT DOCUMENTS

D730,807 S	6/2015	Lundgren	
D732,462 S	6/2015	Bindner et al.	
D734,707 S *	7/2015	Bogenschuetz	D12/517
D747,677 S *	1/2016	Hughes	D12/517
D758,953 S	6/2016	Ebiko et al.	
D784,912 S *	4/2017	Hayashi	D12/521
D785,543 S *	5/2017	Suzuki	D12/520
D788,694 S *	6/2017	Speziari	D12/584
D790,447 S *	6/2017	Nakamura	D12/604
D794,541 S *	8/2017	Montesello	D12/527
D794,542 S *	8/2017	Tahon	D12/528
D803,764 S *	11/2017	Majerus	D12/523

* cited by examiner

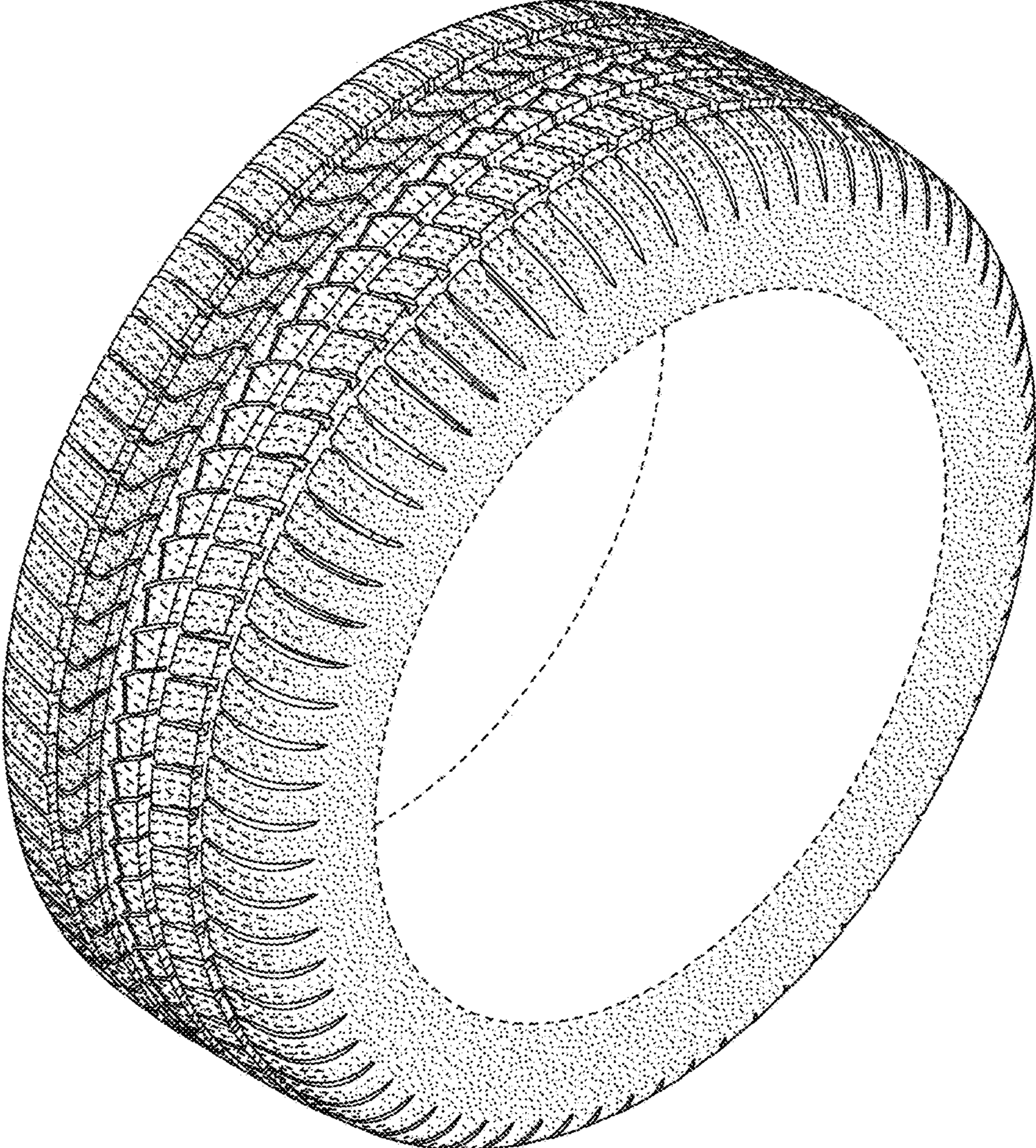


FIG. 1

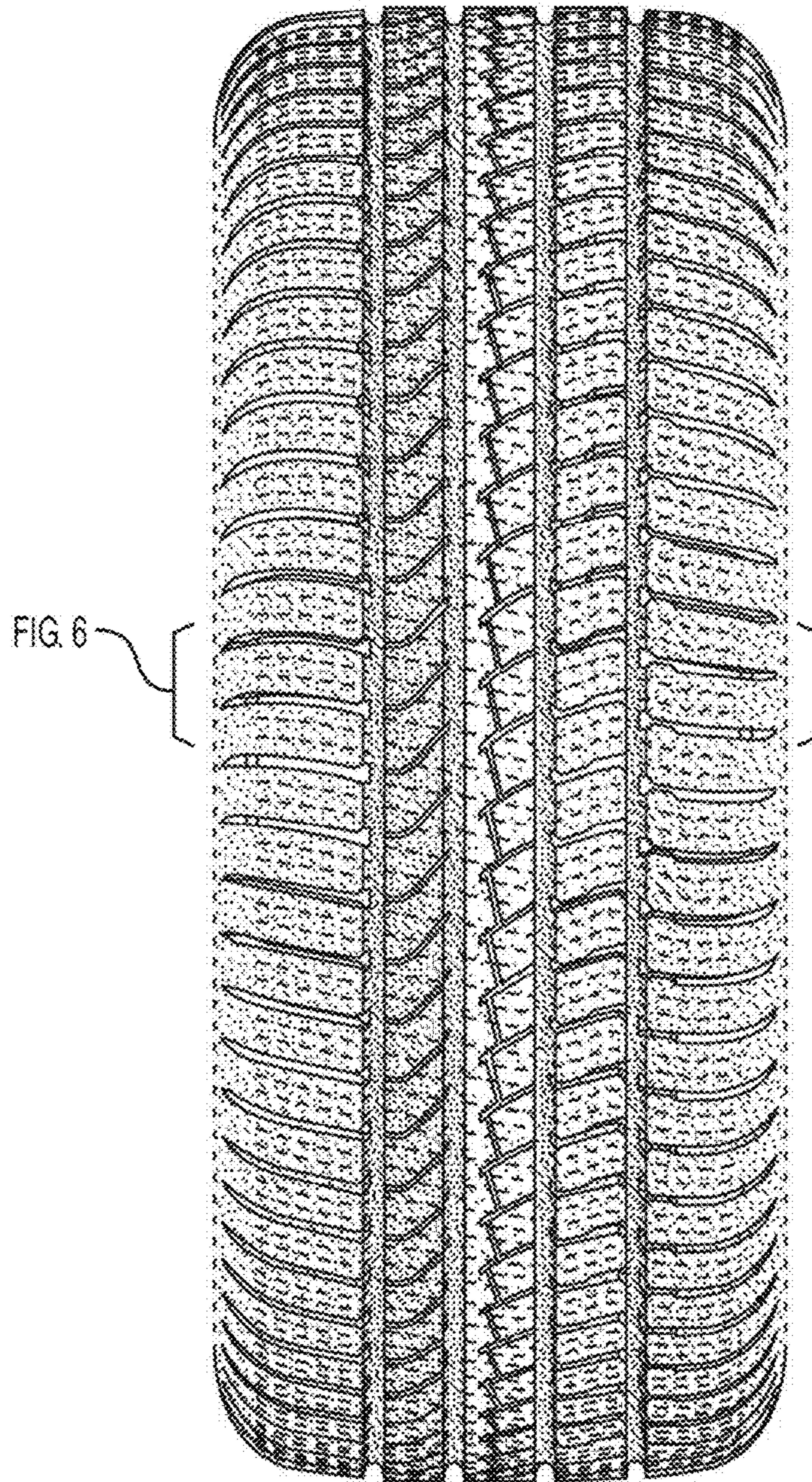


FIG. 2

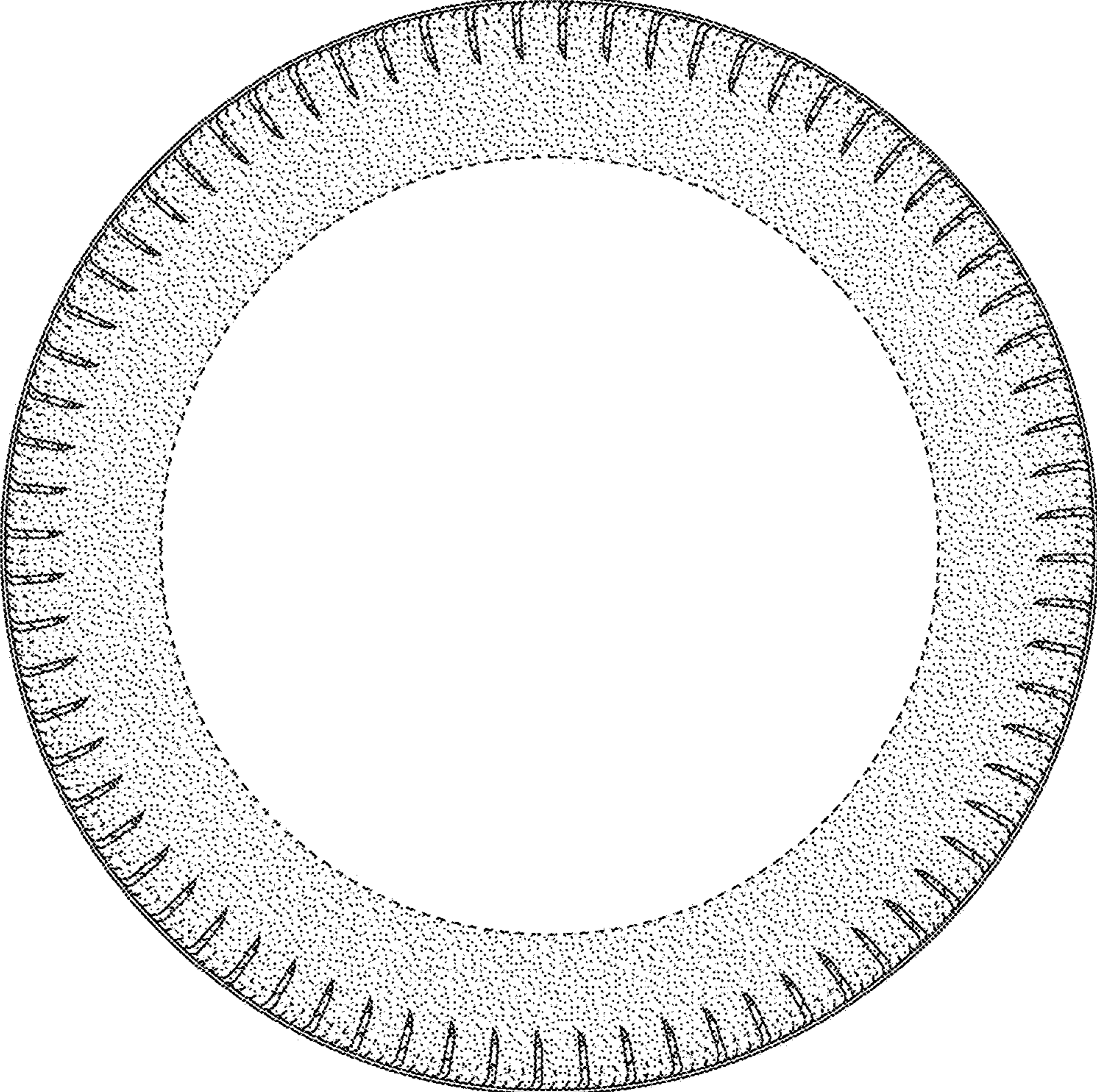


FIG. 3

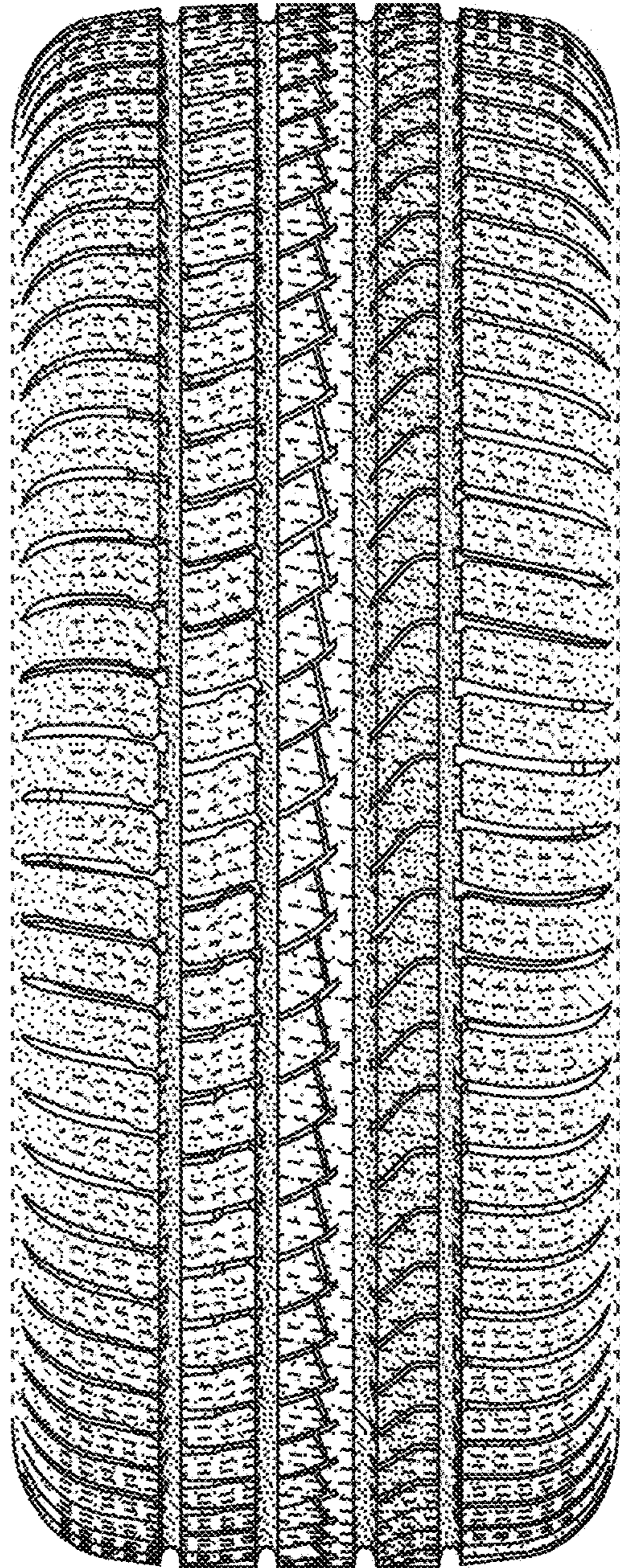


FIG. 4

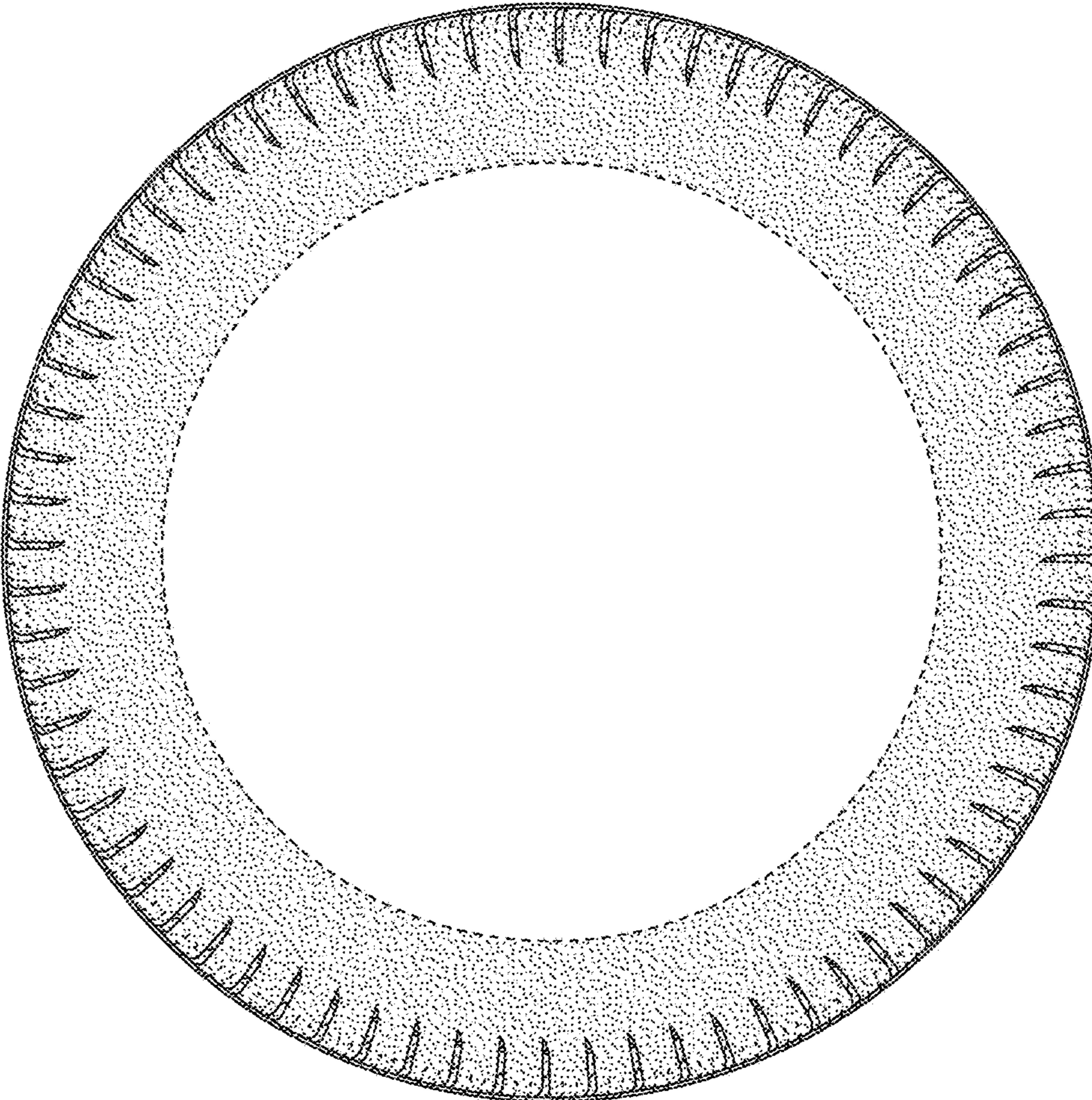


FIG. 5



FIG. 6