



US00D836525S

(12) **United States Design Patent**  
**Sempek**

(10) **Patent No.:** **US D836,525 S**

(45) **Date of Patent:** **\*\* Dec. 25, 2018**

- (54) **WHEEL RIM**
- (71) Applicant: **Allied Wheel Components**, Garden Grove, CA (US)
- (72) Inventor: **Christopher Sean Sempek**, Long Beach, CA (US)
- (73) Assignee: **Allied Wheel Components**, Garden Grove, CA (US)

D727,825 S *	4/2015	Chung	.....	D12/211
D736,134 S *	8/2015	Platto	.....	D12/211
D751,480 S *	3/2016	Chung	.....	D12/209
D751,481 S *	3/2016	Chung	.....	D12/209
D758,945 S *	6/2016	Zhao	.....	D12/211
D800,626 S *	10/2017	Sempek	.....	D12/209
D803,129 S *	11/2017	McMath	.....	D12/209
D808,325 S *	1/2018	Chung	.....	D12/211
D813,137 S *	3/2018	Sempek	.....	D12/209
D817,840 S *	5/2018	Chung	.....	D12/209
D824,834 S *	8/2018	Lickliter	.....	D12/211
D828,271 S *	9/2018	Han	.....	D12/211

(\*\*) Term: **15 Years**

(21) Appl. No.: **29/584,457**

(22) Filed: **Nov. 15, 2016**

(51) **LOC (11) Cl.** ..... **12-16**

(52) **U.S. Cl.**  
USPC ..... **D12/211**

(58) **Field of Classification Search**  
USPC ..... D12/204–213  
CPC .... B60B 7/00; B60B 7/02; B60B 7/04; B60B 7/01; B60B 7/06; B60B 3/02; B60B 3/04; B60B 3/06; B60B 3/10; B60B 1/00; B60B 1/08; B60B 1/10; B60B 1/12  
See application file for complete search history.

(56) **References Cited**

**U.S. PATENT DOCUMENTS**

D518,766 S *	4/2006	Burns	.....	D12/211
D639,222 S	6/2011	Johnson		
D652,364 S *	1/2012	Zhao	.....	D12/211
D660,220 S *	5/2012	Chan	.....	D12/211
D704,121 S *	5/2014	Chung	.....	D12/211
D721,318 S *	1/2015	Kim	.....	D12/211

**OTHER PUBLICATIONS**

Raceline Wheels catalog, vol. 22.  
Raceline Wheels catalog, vol. 26, Mar. 23, 2016.

\* cited by examiner

*Primary Examiner* — Stacia A Cadmus  
(74) *Attorney, Agent, or Firm* — Fish IP Law, LLP


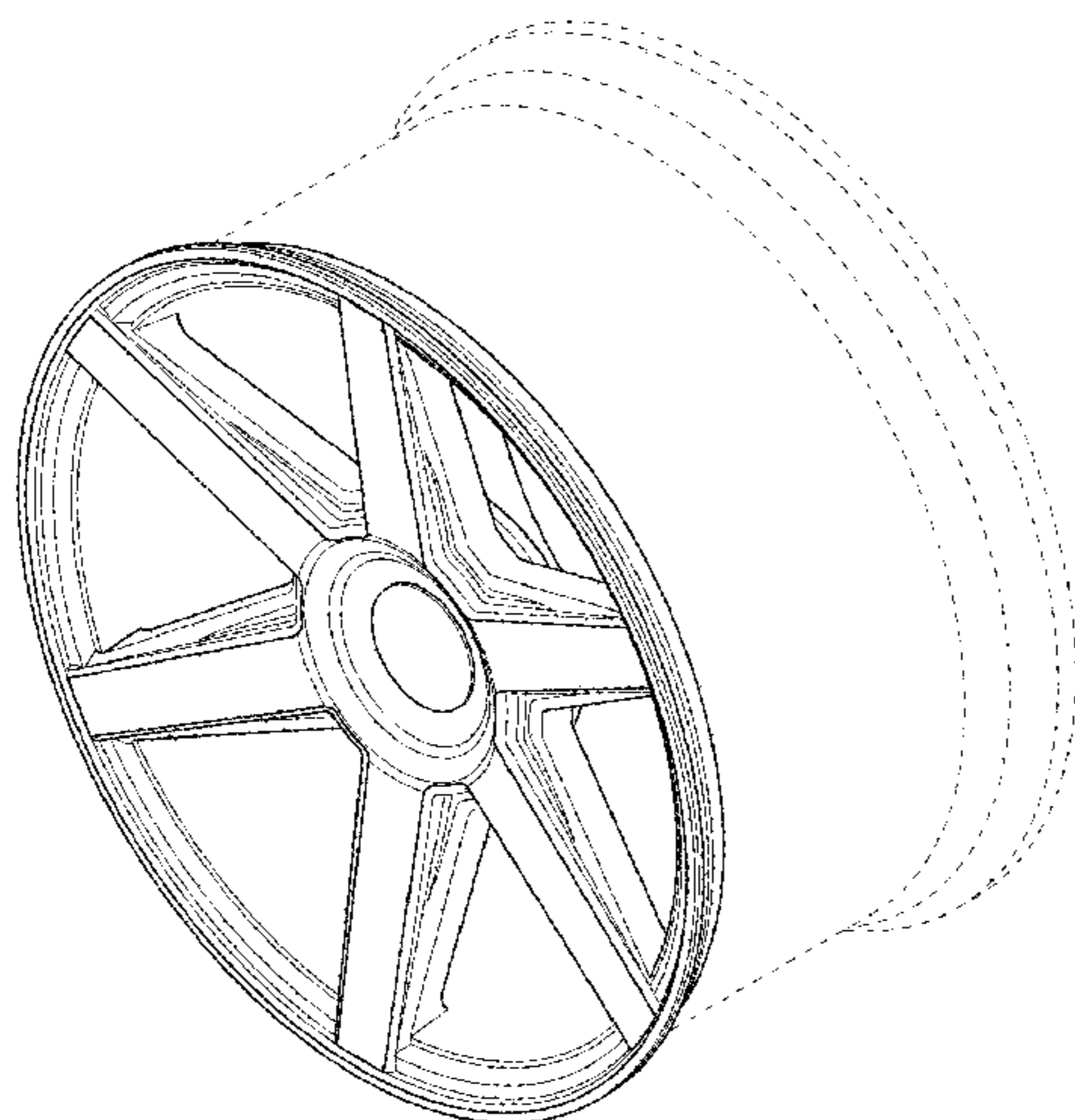
(57) **CLAIM**

The ornamental design for a wheel rim, as shown and described.

**DESCRIPTION**

FIG. 1 is a top, front, right side perspective view of a wheel rim of the new design; and, FIG. 2 is a front elevation view thereof. The broken line showing of the rear portion of the wheel rim in FIG. 1 is included for the purpose of illustrating environment and forms no part of the claimed design.

**1 Claim, 2 Drawing Sheets**



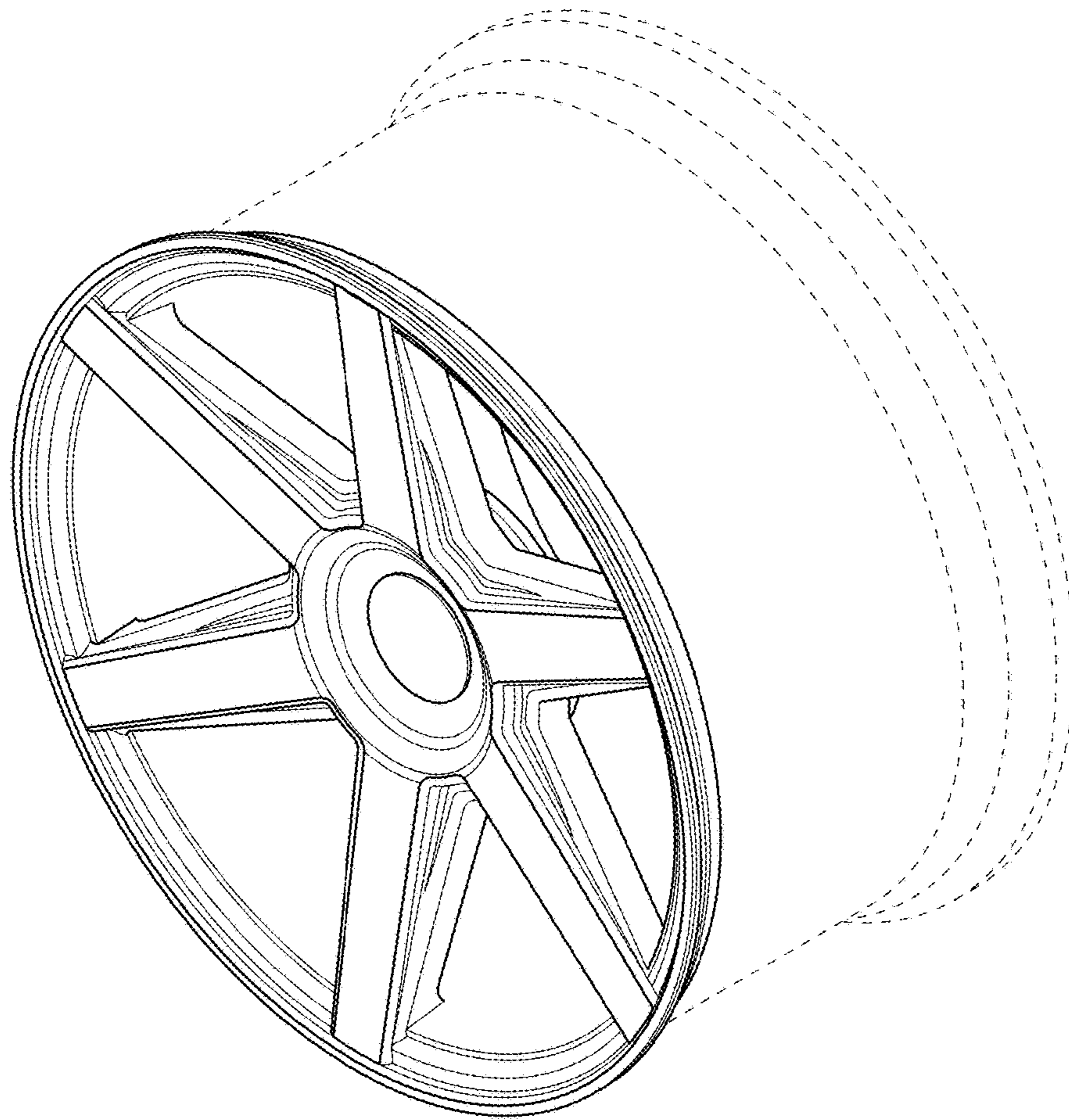


FIG. 1




FIG. 2