



US00D836518S

(12) **United States Design Patent**  
**Lu**

(10) **Patent No.:** **US D836,518 S**  
(45) **Date of Patent:** **\*\* Dec. 25, 2018**

(54) **VEHICLE FLOOR MAT**  
(71) Applicant: **Packy Poda Inc.**, Tainan (TW)  
(72) Inventor: **Michael Lu**, Tainan (TW)  
(73) Assignee: **Packy Poda Inc.**, Tainan (TW)  
(\*\*) Term: **15 Years**

D648,253 S *	11/2011	Lu	.....	D12/203
D692,361 S *	10/2013	Lu	.....	D12/203
D766,798 S *	9/2016	Lu	.....	D12/203
D776,036 S *	1/2017	Lu	.....	D12/203
D795,773 S *	8/2017	Lu	.....	D12/203
D799,391 S *	10/2017	Lu	.....	D12/203
D799,392 S *	10/2017	Lu	.....	D12/203
D800,043 S *	10/2017	Alesi	.....	D12/203
D816,007 S *	4/2018	Lu	.....	D12/203

\* cited by examiner

(21) Appl. No.: **29/627,351**  
(22) Filed: **Nov. 27, 2017**  
(51) **LOC (11) Cl.** ..... **12-16**  
(52) **U.S. Cl.**  
USPC ..... **D12/203**  
(58) **Field of Classification Search**  
USPC ..... D12/203, 221; D6/582-586, 592-594  
CPC ..... B60N 3/044; B60N 3/04; B60R 13/01  
See application file for complete search history.

*Primary Examiner* — Michelle E. Wilson  
*Assistant Examiner* — Clese Moore, Jr.  
(74) *Attorney, Agent, or Firm* — Alan D. Kamrath;  
Kamrath IP Lawfirm, P.A.

(57) **CLAIM**

The ornamental design for a vehicle floor mat, as shown and described.

**DESCRIPTION**

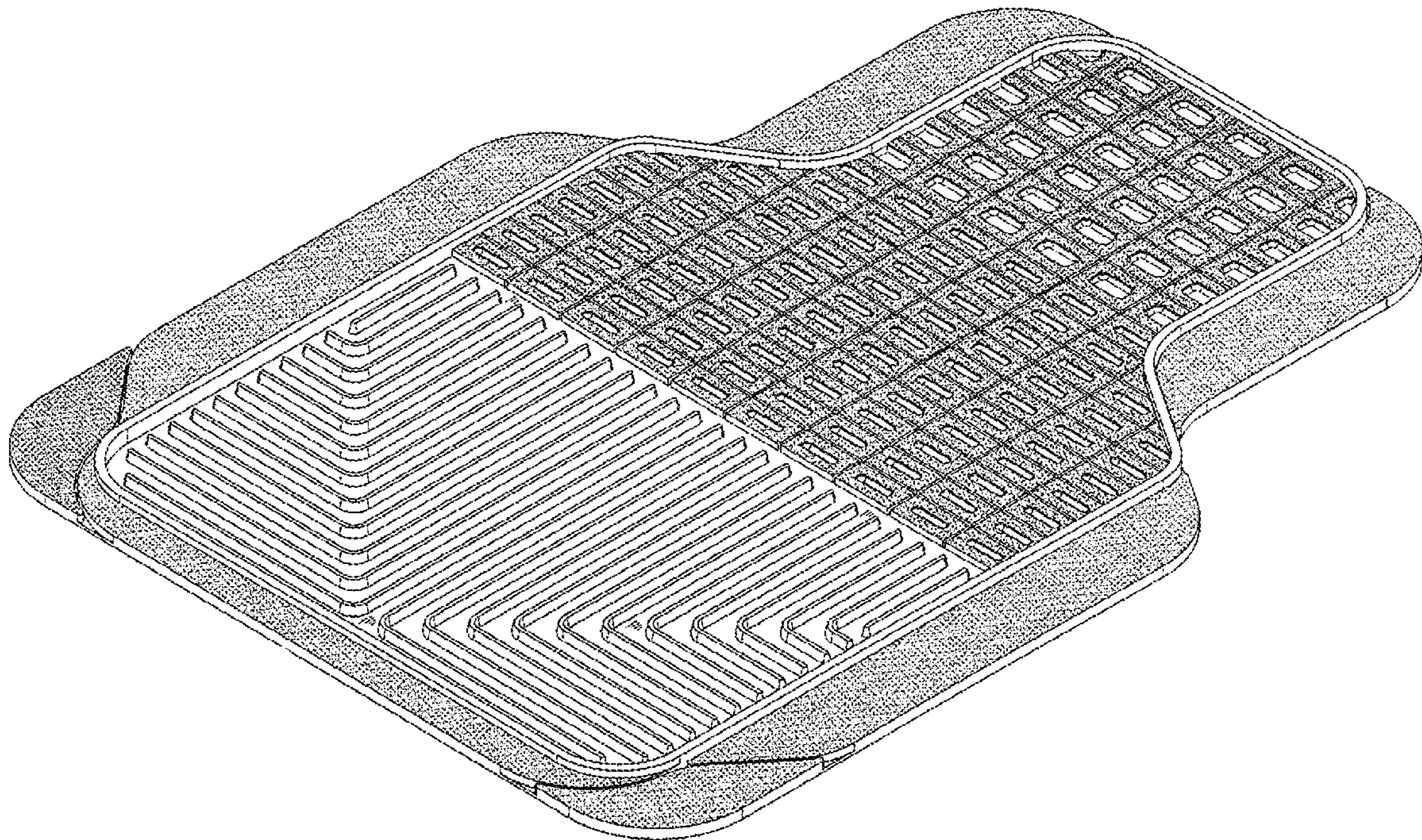
FIG. 1 is a perspective view of a vehicle floor mat showing my design;  
FIG. 2 is a front elevational view thereof;  
FIG. 3 is a rear elevational view thereof;  
FIG. 4 is a left side elevational view thereof;  
FIG. 5 is a right side elevational view thereof;  
FIG. 6 is a top plan view thereof; and,  
FIG. 7 is a bottom plan view thereof.

**1 Claim, 5 Drawing Sheets**

(56) **References Cited**

U.S. PATENT DOCUMENTS

D422,256 S *	4/2000	Lu	.....	D12/203
D488,419 S *	4/2004	Lu	.....	D12/203
D489,306 S *	5/2004	Kraines	.....	D12/203
D569,318 S *	5/2008	Kraines	.....	D12/203
D613,226 S *	4/2010	Lu	.....	D12/203
D622,648 S *	8/2010	Lu	.....	D12/203



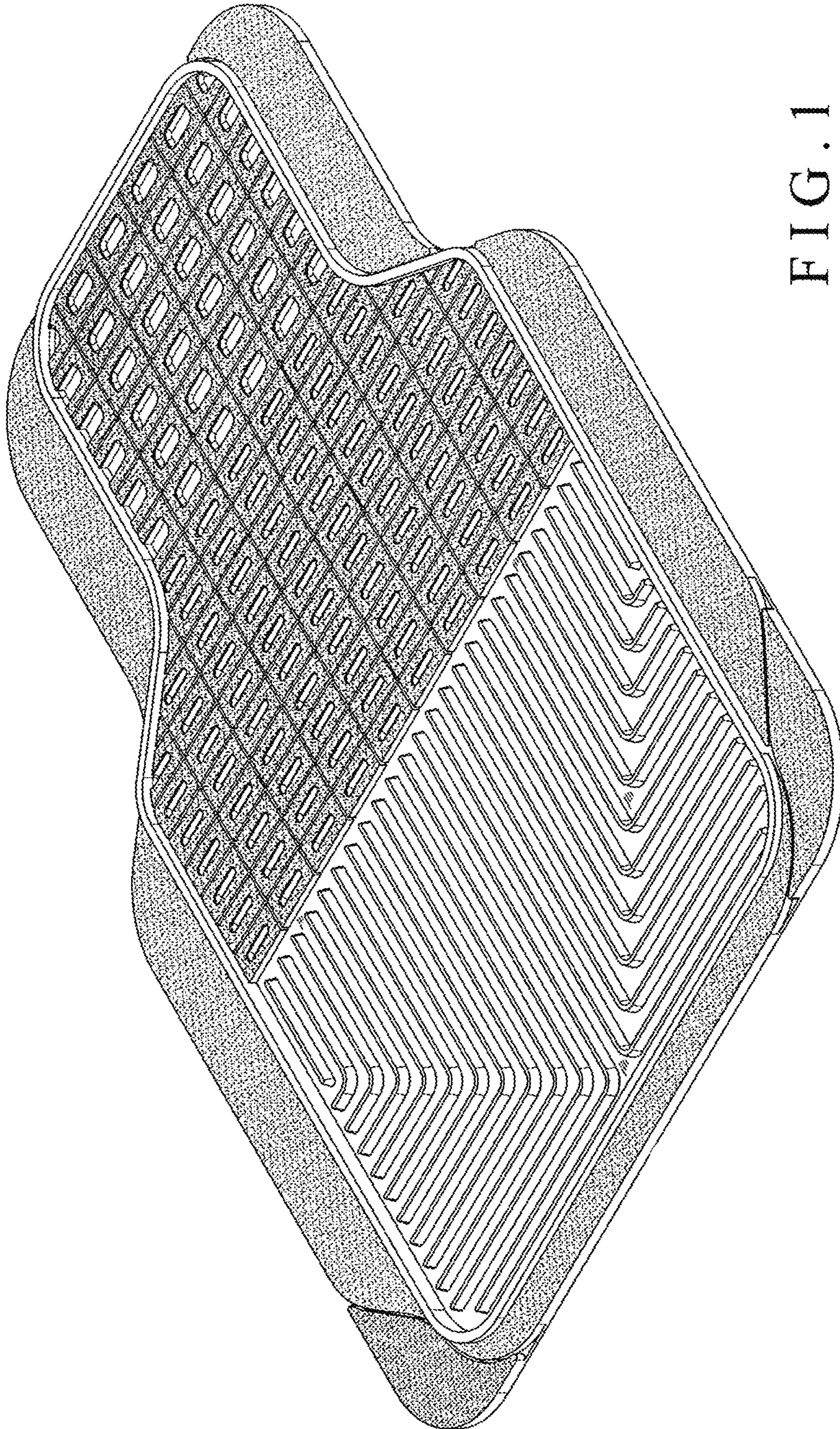


FIG. 1

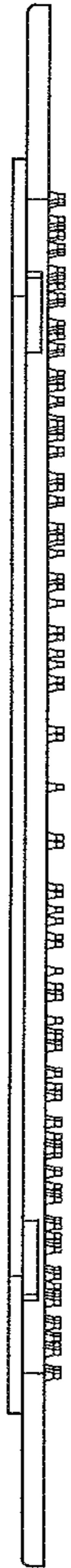


FIG. 2



FIG. 3

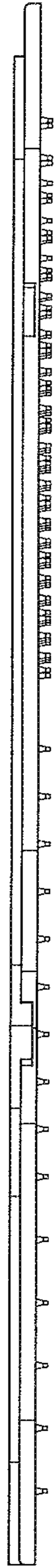


FIG. 4

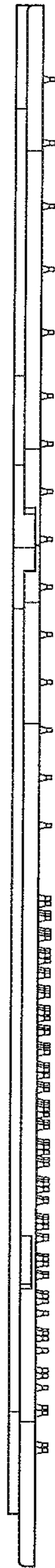


FIG. 5

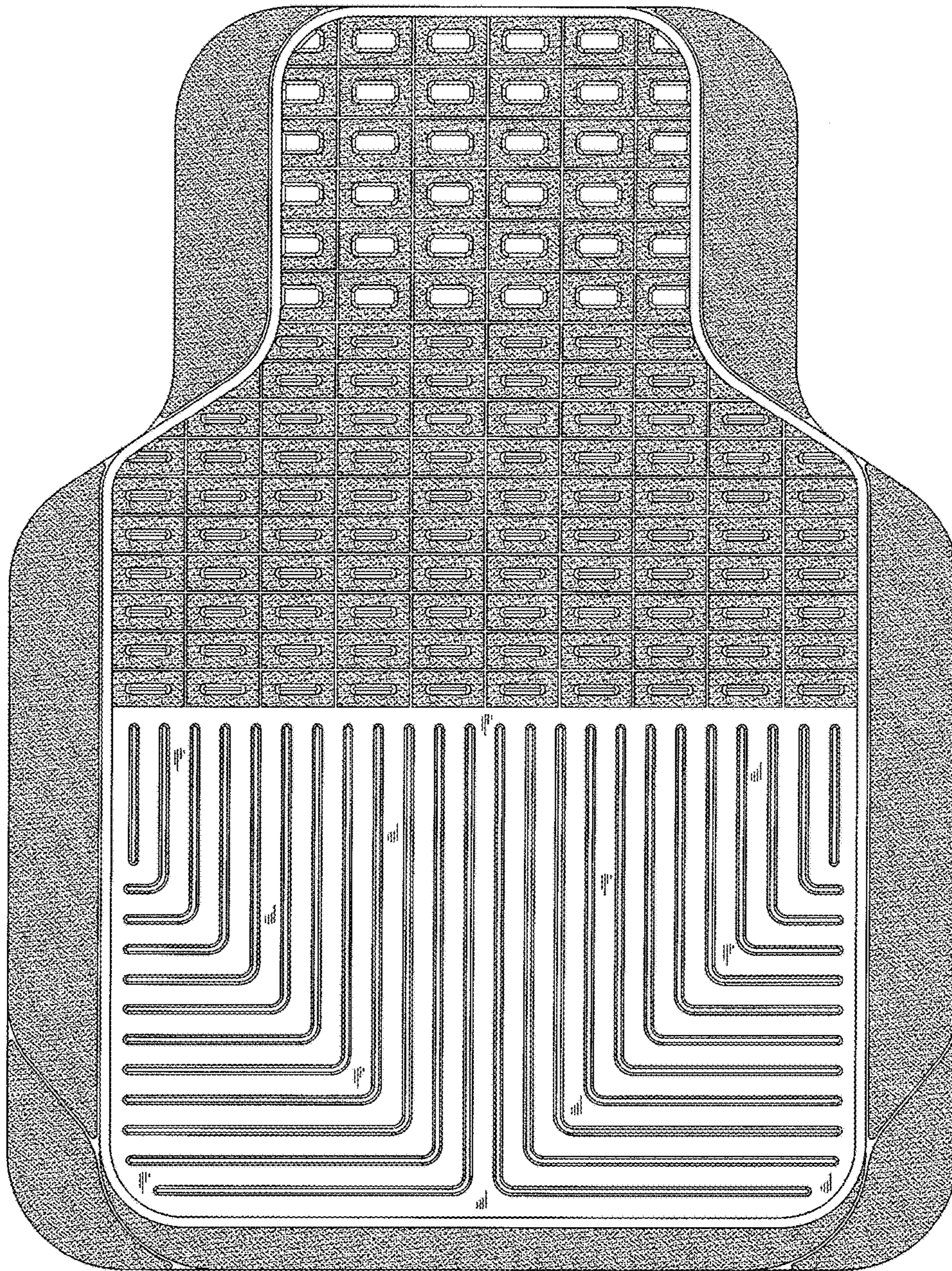


FIG. 6

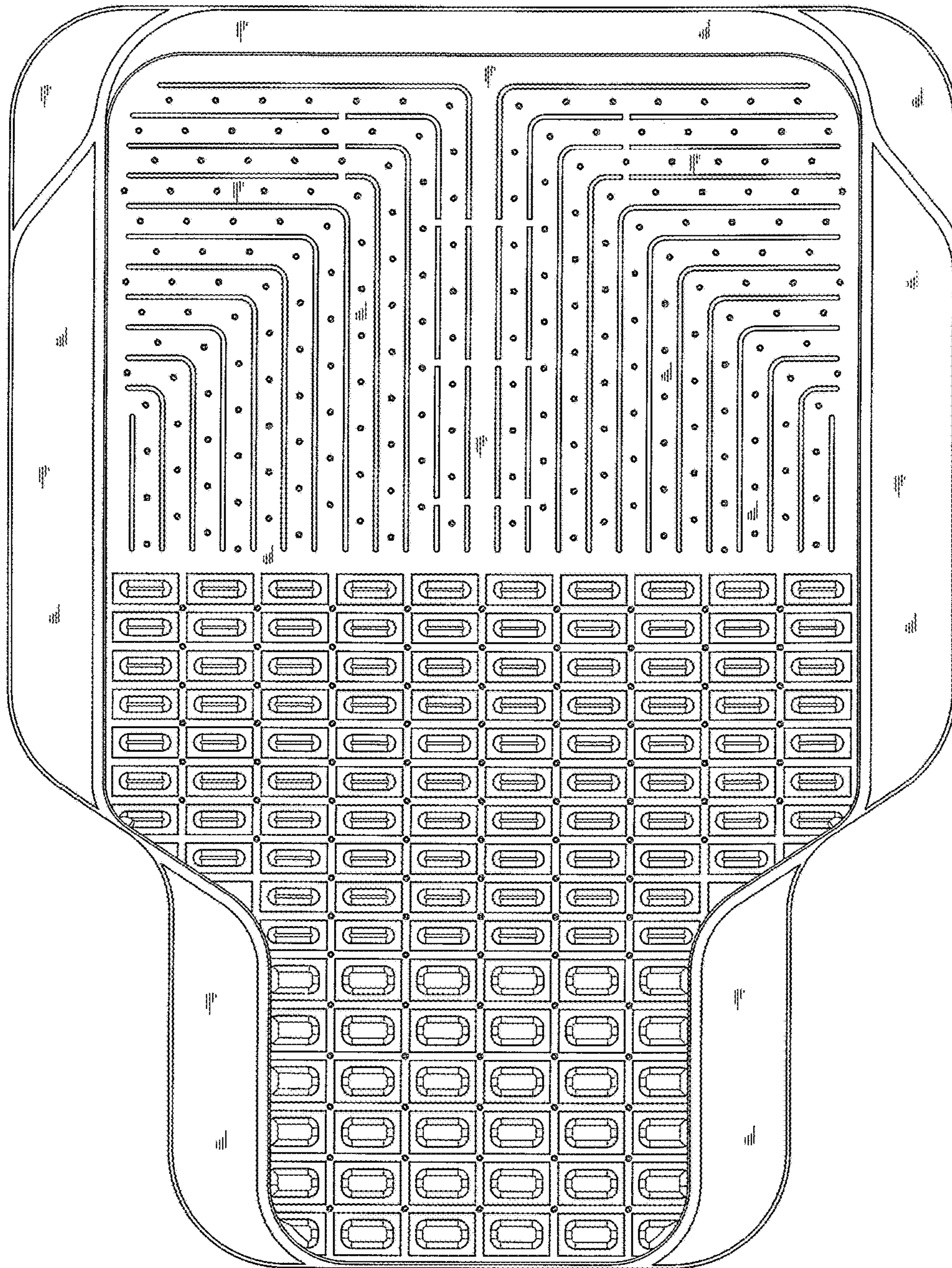


FIG. 7