



US00D836517S

(12) **United States Design Patent** (10) **Patent No.:** **US D836,517 S**
Hutton (45) **Date of Patent:** **** Dec. 25, 2018**

(54) **INTEGRATED BUMPER AND GRILLE PANEL**
(71) Applicant: **Garry Hutton**, Lowestoft (GB)
(72) Inventor: **Garry Hutton**, Lowestoft (GB)
(73) Assignee: **Garry Hutton** (GB)
(**) Term: **14 Years**
(21) Appl. No.: **29/620,393**
(22) Filed: **Apr. 10, 2015**
(51) **LOC (11) Cl.** **12-16**
(52) **U.S. Cl.**
USPC **D12/196**
(58) **Field of Classification Search**
USPC D12/86, 91, 93, 163, 164, 166, 167, 169,
D12/171, 172, 173, 190, 216
CPC B62D 25/08; B62B 9/16; B60K 11/08;
B60R 19/52
See application file for complete search history.

(56) **References Cited**

U.S. PATENT DOCUMENTS

6,729,682 B2 * 5/2004 Delavalle B62D 25/08
296/193.08
8,303,030 B2 * 11/2012 Baccouche B60R 19/24
296/203.01
D715,708 S * 10/2014 Mays D12/169
D715,709 S * 10/2014 Matsumoto D12/169
D772,118 S * 11/2016 Schneider D12/169
D788,657 S * 6/2017 Oohashi D12/169
D801,237 S * 10/2017 Jang D12/169

D801,883 S * 11/2017 Fujiwara D12/169
D803,738 S * 11/2017 Granlund D12/169
D807,249 S * 1/2018 Piscitelli D12/169
D807,250 S * 1/2018 Piscitelli D12/169
D807,254 S * 1/2018 Piscitelli D12/169
D807,257 S * 1/2018 Piscitelli D12/169
D807,799 S * 1/2018 Kimura D12/169
D809,981 S * 2/2018 Seo D12/169
D811,289 S * 2/2018 Bucher D12/169
D811,291 S * 2/2018 Ishigaki D12/169
D811,964 S * 3/2018 Perkins D12/169
D813,740 S * 3/2018 Park D12/169
D814,369 S * 4/2018 Loeb D12/169
D816,566 S * 5/2018 Loeb D12/169
D817,235 S * 5/2018 Bucher D12/169
D817,826 S * 5/2018 Seo D12/169
D819,517 S * 6/2018 Arai D12/169
D819,529 S * 6/2018 Szavits D12/173
D820,174 S * 6/2018 Whitla D12/169

* cited by examiner

Primary Examiner — Susan Bennett Hattan

Assistant Examiner — Suzanne E Tisdell

(57) **CLAIM**

The ornamental design for a integrated bumper and grille panel, as shown.

DESCRIPTION

FIG. 1 is a front elevational view of a integrated bumper and grille panel showing my new design;
FIG. 2 is a top plan view thereof;
FIG. 3 is a right side elevational view thereof; and,
FIG. 4 is a back elevational view thereof.

1 Claim, 1 Drawing Sheet





FIG 1




FIG 2




FIG 3




FIG 4