



US00D836505S

(12) **United States Design Patent**
Gustafson et al.

(10) **Patent No.:** **US D836,505 S**
(45) **Date of Patent:** **** Dec. 25, 2018**

(54) **COMPRESSION RELIEF BRAKE ASSEMBLY**

(71) Applicant: **Cummins Inc.**, Columbus, IN (US)

(72) Inventors: **Richard J. Gustafson**, Columbus, IN (US); **Robert C. Ahrmann**, Columbus, IN (US); **Michael Lee Stark, II**, Columbus, IN (US); **Alan R. Bennett**, Indianapolis, IN (US)

(73) Assignee: **Cummins Inc.**, Columbus, IN (US)

(**) Term: **15 Years**

(21) Appl. No.: **29/538,005**

(22) Filed: **Aug. 31, 2015**

(51) **LOC (11) Cl.** **12-16**

(52) **U.S. Cl.**
USPC **D12/180**

(58) **Field of Classification Search**

USPC D12/107, 110, 114, 115, 117, 126, 160, D12/174, 177, 180, 189, 223, 400, 401, D12/404, 408, 415, 420, 423; D25/48.1, D25/48.3

CPC . B60R 1/025; B60R 1/08; B62H 5/001; B62J 9/006; B65D 43/16; B65D 43/22; B65D 55/02; F16D 55/22; F16D 55/226; F16D 55/2262; F16D 65/14; F16D 65/16; F16D 65/18; F16D 65/22; F16D 65/38; F16D 65/56; F16D 65/567; F16D 66/02; F21S 48/00; G01S 13/931

See application file for complete search history.

(56) **References Cited**

U.S. PATENT DOCUMENTS

4,355,707 A * 10/1982 Saito F16D 55/227
188/73.32
5,327,999 A * 7/1994 Nelander F16D 65/60
188/196 BA

6,062,349 A * 5/2000 Boisseau F16D 55/22655
188/370
6,305,509 B1 * 10/2001 Concialdi F16D 55/22
188/205 R
6,340,076 B1 * 1/2002 Tsuchiya F16D 55/227
188/71.1

(Continued)

OTHER PUBLICATIONS

MX 13 Jacobs and DAF-PACCAR, image post date 2010, site visited Jun. 26, 2017, (online), <<http://www.jacobsvehiclesystems.com/products/mx-13-jacobs-and-daf-paccar/>>.*

(Continued)

Primary Examiner — Kevin K Rudzinski

(74) *Attorney, Agent, or Firm* — Taft Stettinius & Hollister LLP

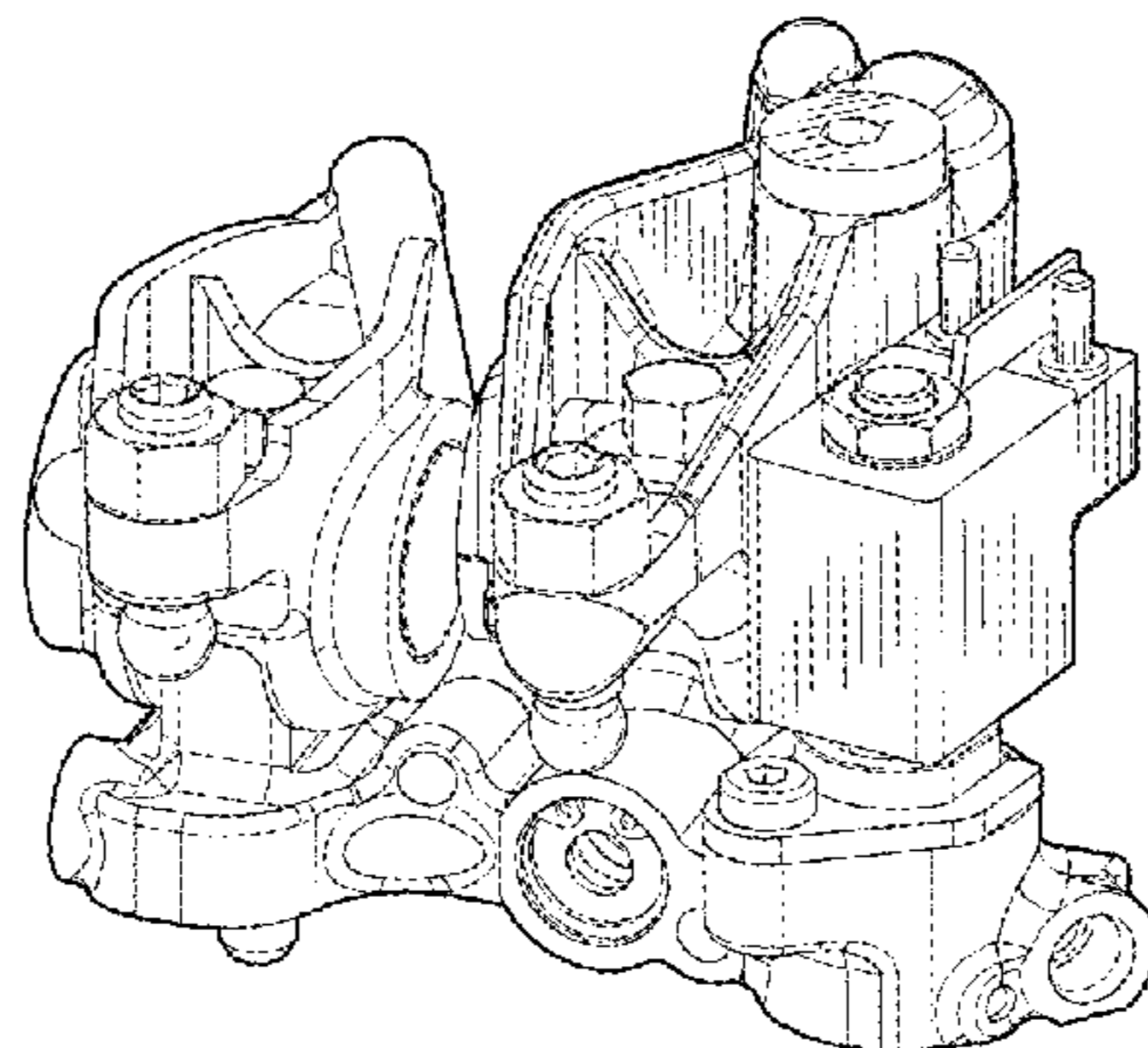
(57) **CLAIM**

The ornamental design for a compression relief brake assembly, as shown and described.

DESCRIPTION

FIG. 1 is a right side perspective view of the compression relief brake assembly of the present invention.
FIG. 2 is a front elevational view of the compression relief brake assembly of FIG. 1.
FIG. 3 is a rear elevational view of the compression relief brake assembly of FIG. 1.
FIG. 4 is a top elevational view of the compression relief brake assembly of FIG. 1.
FIG. 5 is a bottom elevational view of the compression relief brake assembly of FIG. 1.
FIG. 6 is a right side elevational view of the compression relief brake assembly of FIG. 1; and,
FIG. 7 is a left side elevational view of the compression relief brake assembly of FIG. 1.

(Continued)



FIGS. 1-7 show portions of the compression relief brake assembly and its environment during use in phantom lines. The phantom lines show elements that form no part of the claimed design.

1 Claim, 2 Drawing Sheets

(56)

References Cited

U.S. PATENT DOCUMENTS

7,216,745	B2 *	5/2007	Baylis	F16D 65/092
				188/73.31
7,431,132	B2 *	10/2008	Schog	F16D 65/092
				188/73.39
8,528,508	B2 *	9/2013	Meistrick	F01L 1/08
				123/90.16
8,991,341	B2 *	3/2015	Le Forestier	F01L 1/181
				123/90.16
9,115,654	B2 *	8/2015	Schnell	F01L 1/181
9,303,703	B2 *	4/2016	Banks	F16D 65/28
9,429,201	B2 *	8/2016	Drewes	F16D 55/00
D771,146	S *	11/2016	Choi	D15/5
D779,560	S *	2/2017	Fox	D15/5
2003/0132891	A1 *	7/2003	Winter	G01S 7/4026
				343/880
2008/0062038	A1 *	3/2008	Ouchi	G01S 7/032
				342/175

2012/0098215	A1 *	4/2012	Rositch	F04B 43/0054
				280/6.157
2013/0192935	A1 *	8/2013	Hofschulte	B60T 7/107
				188/72.4
2013/0269652	A1 *	10/2013	Toth	F01L 1/181
				123/323
2014/0027214	A1 *	1/2014	Morris	F16D 65/095
				188/73.31
2015/0144096	A1 *	5/2015	Meneely	F01L 1/181
				123/321
2016/0010710	A1 *	1/2016	Kuo	F16D 65/0075
				188/72.8

OTHER PUBLICATIONS

Rocker Arm 5135268-5135267 Detroit Diesel, image post date Oct. 29, 2014, site visited Jun. 26, 2017, (online), <<https://web.archive.org/web/20141029060105/http://dieselloverhaul.com/engine-kits/detroit-diesel/detroit-diesel-series-53/non-turbo-series-53.html>>.*

Variable Valve Actuation, image post date Jan. 15, 2013, site visited Jun. 26, 2017, (online), <<https://web.archive.org/web/20130115202921/http://www.jacobsvehiclesystems.com/products/variable-valve-actuation/>>.*

YN35V00041F1 Solenoid Valve for SK200 Kobelco, image post date 2016, site visited Jun. 29, 2017, (online), <<http://www.landamachinery.com/#>>.*

* cited by examiner

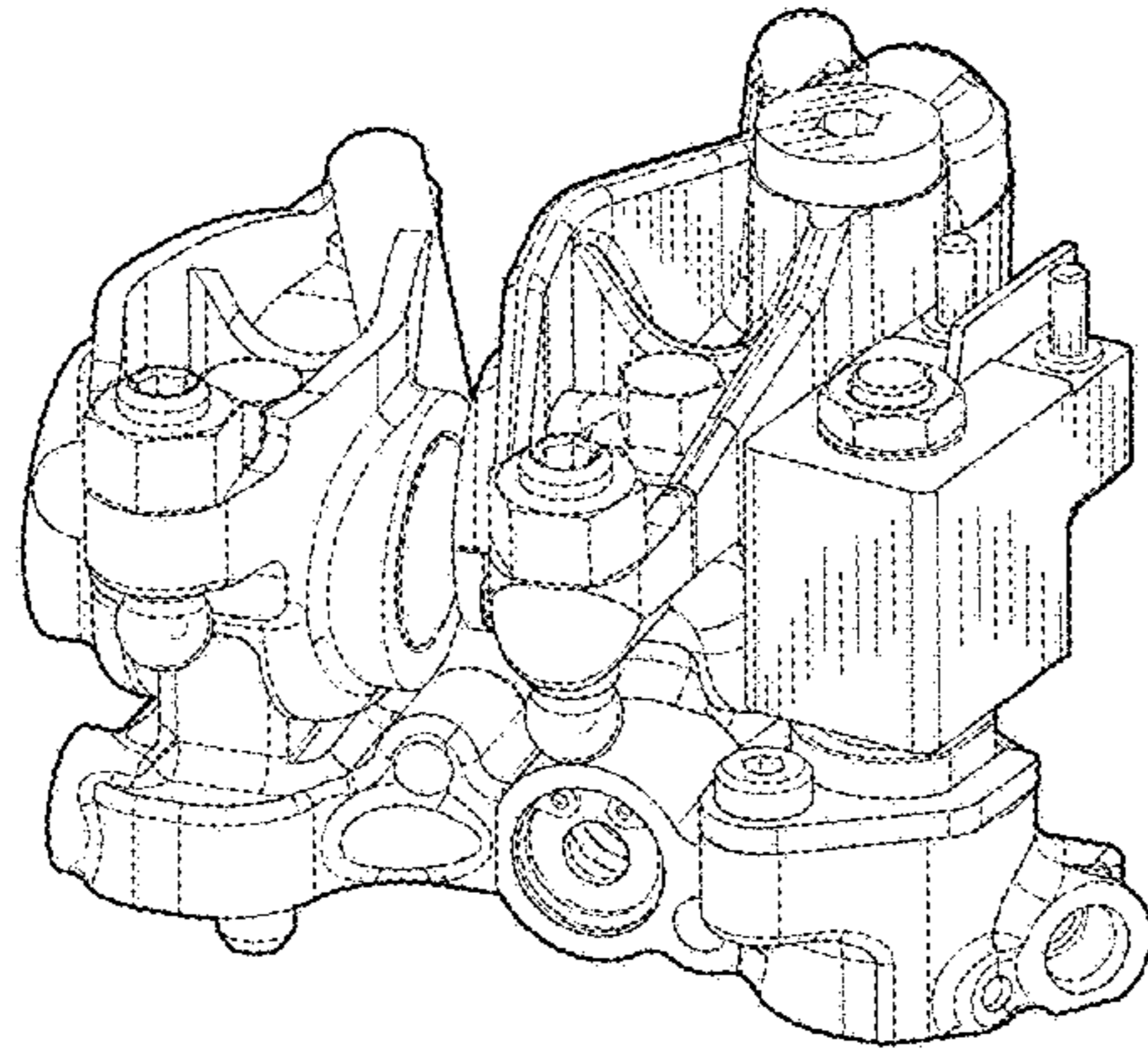


Fig. 1

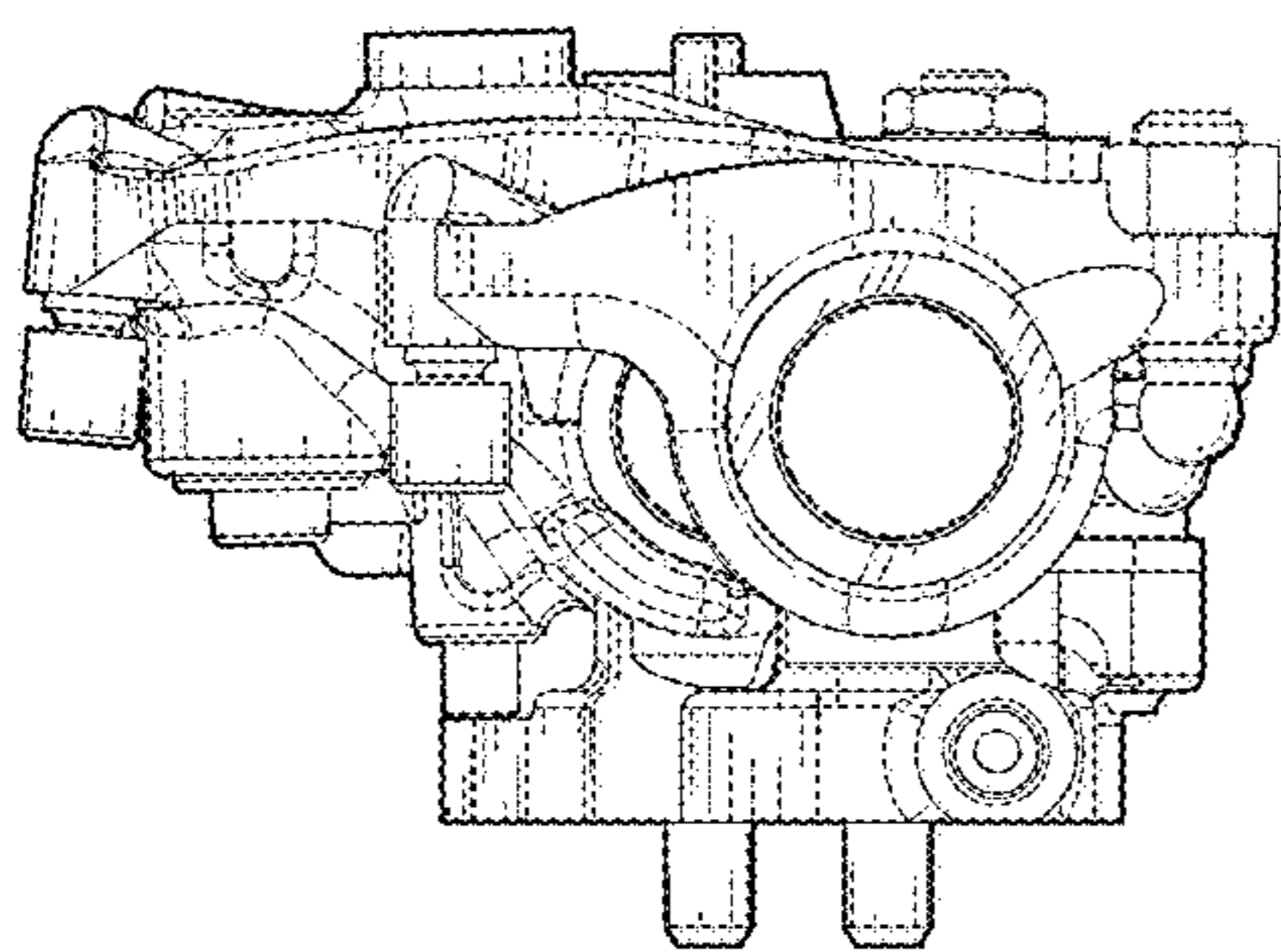


Fig. 2

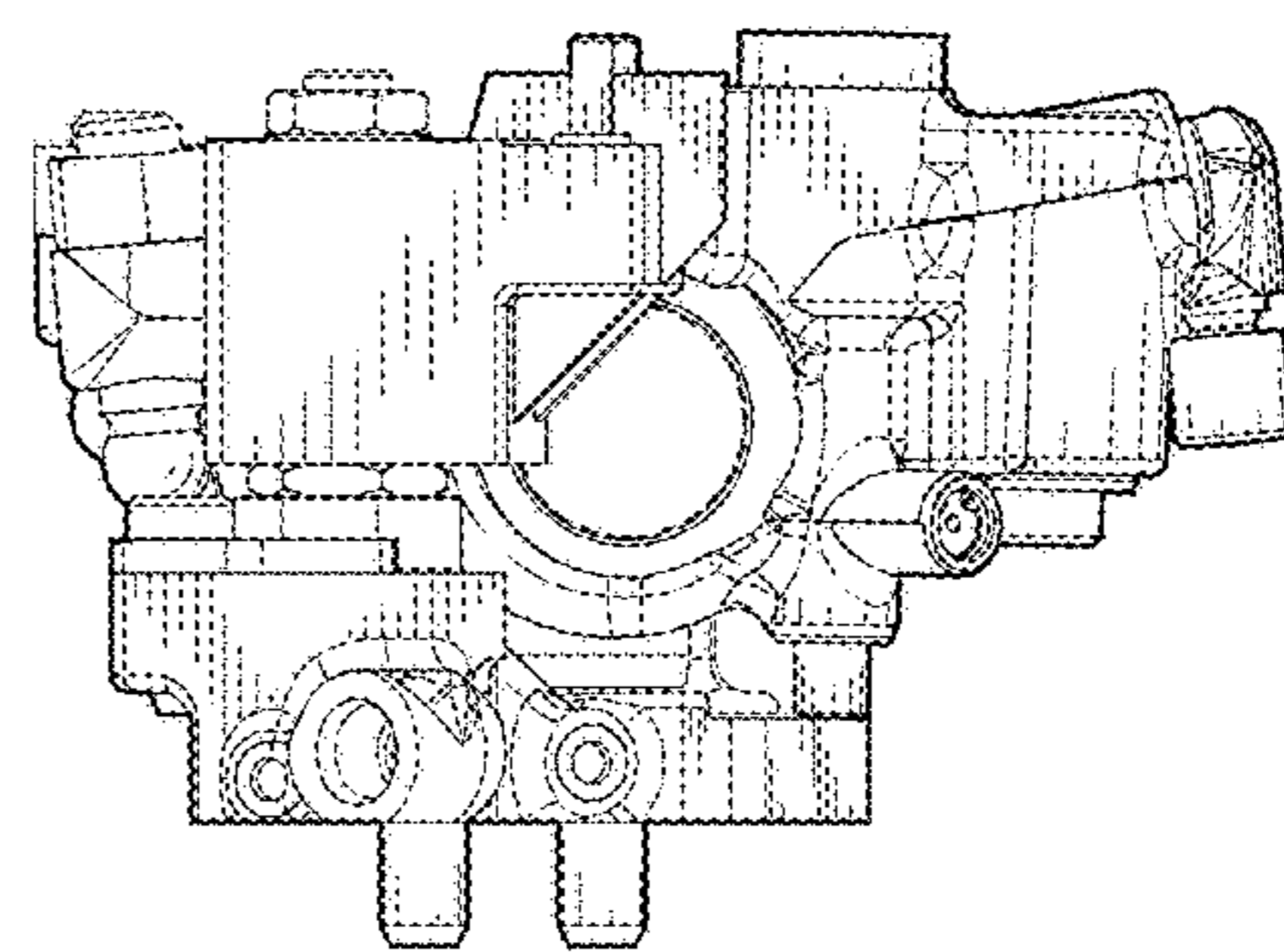


Fig. 3

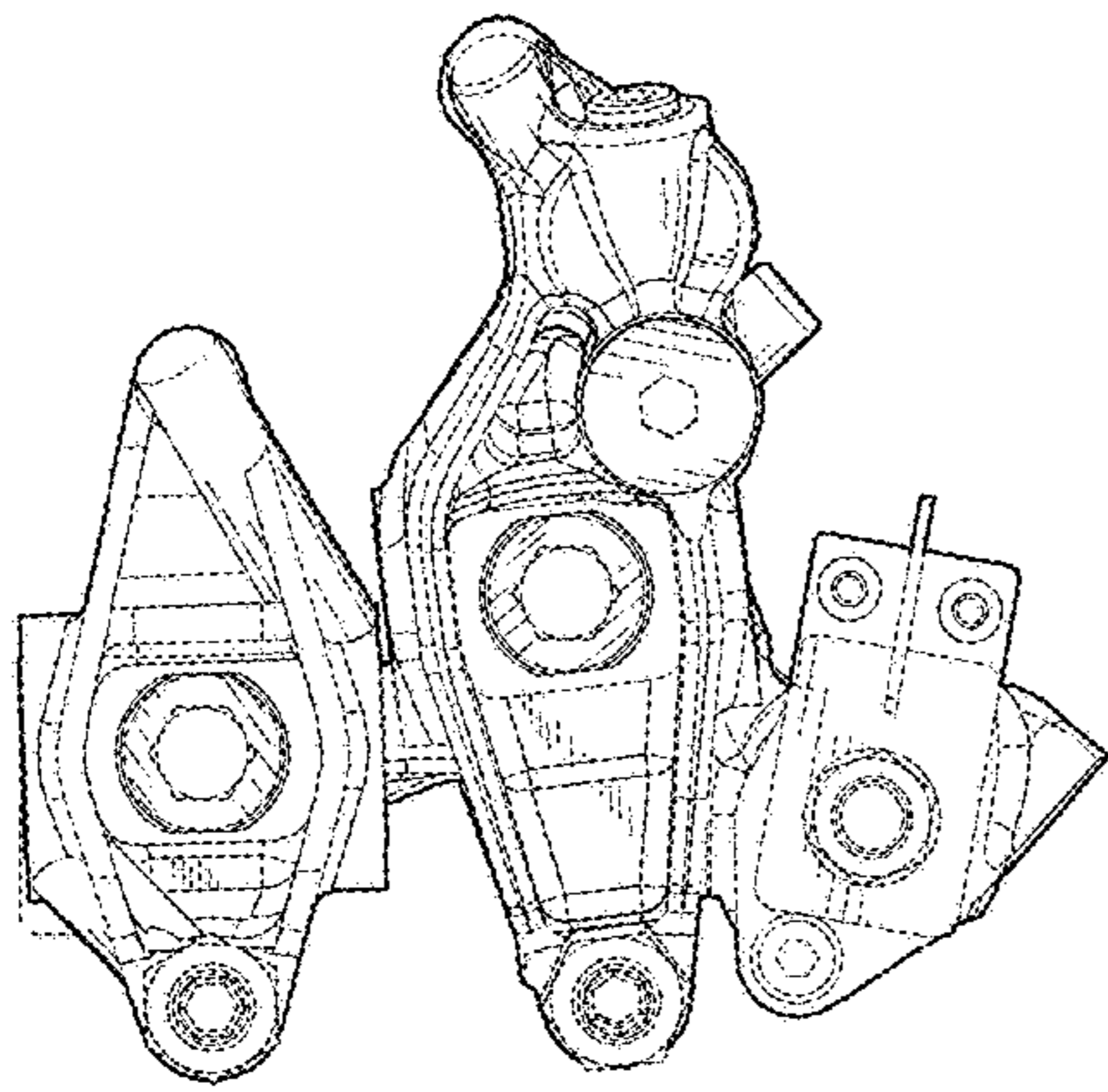


Fig. 4

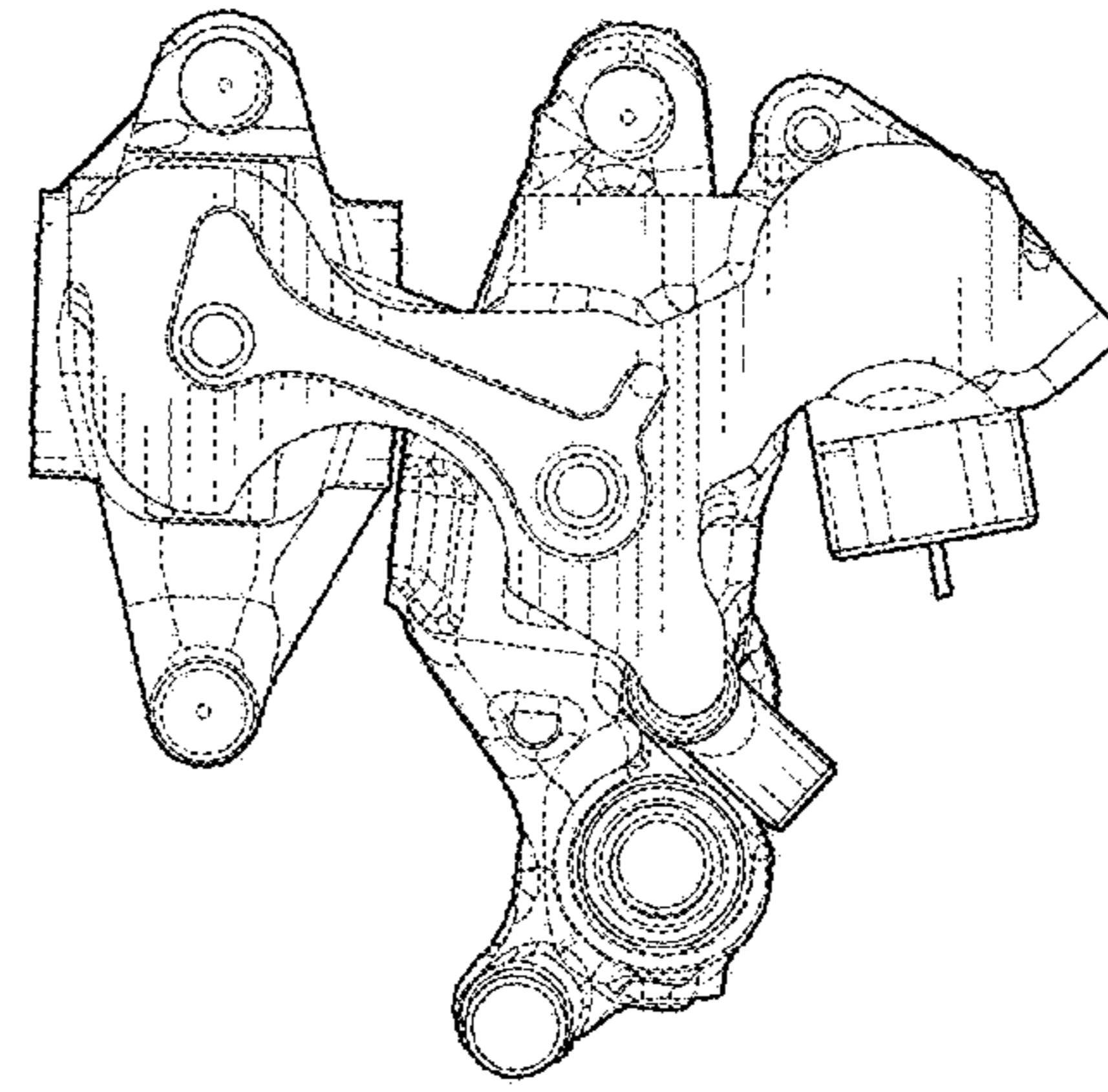


Fig. 5

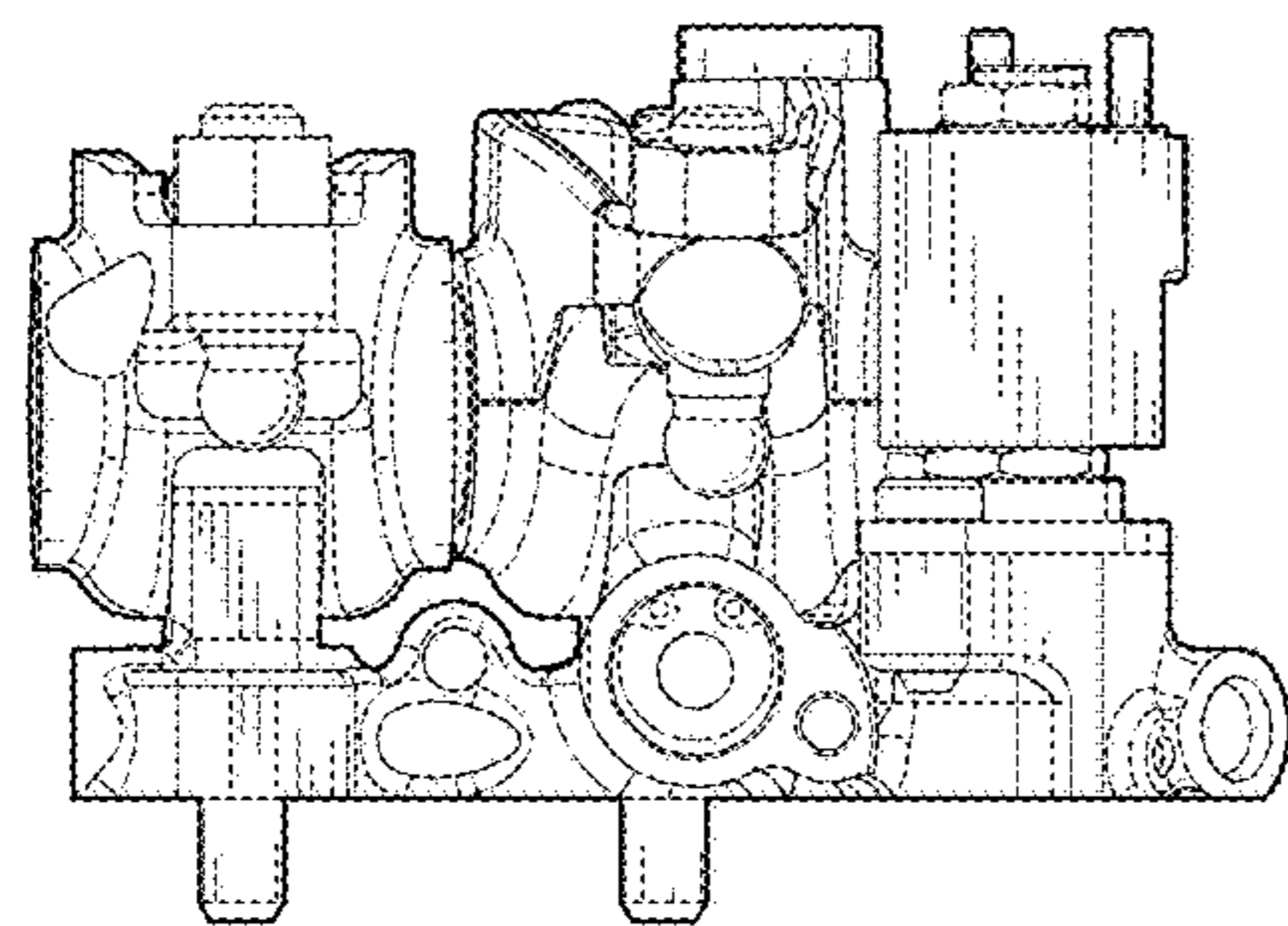


Fig. 6

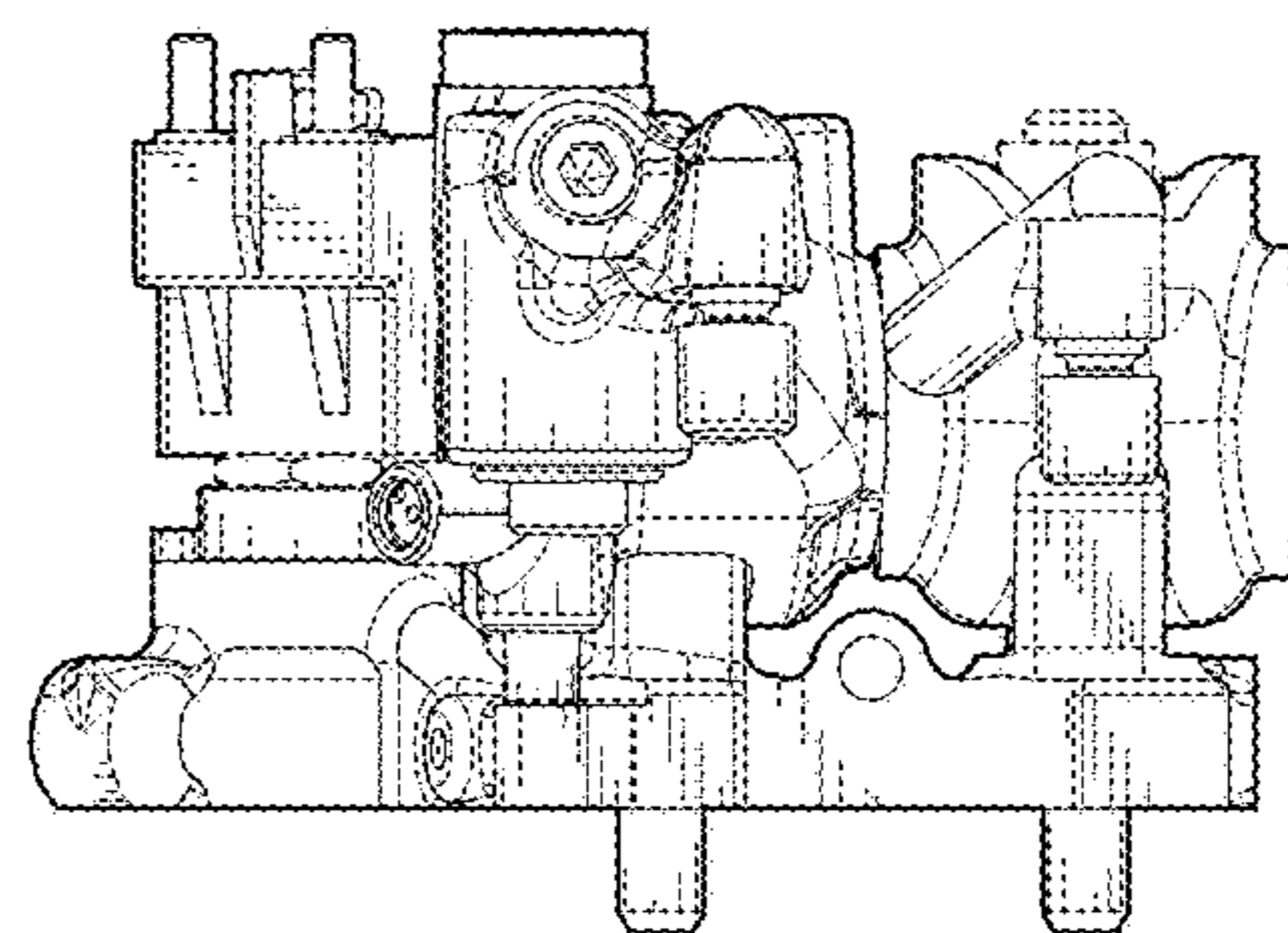


Fig. 7