



US00D836495S

(12) **United States Design Patent** (10) **Patent No.:** **US D836,495 S**
Maffe' (45) **Date of Patent:** **** Dec. 25, 2018**

(54) **RACKS FOR CYCLES OR MOTORCYCLES**

(71) Applicant: **PIAGGIO & C. S.p.A.**, Pontedera (Pisa) (IT)

(72) Inventor: **Francesco Maffe'**, Pontedera (IT)

(73) Assignee: **PIAGGIO & C. S.p.A.**, Pontedera (Pisa) (IT)

(**) Term: **15 Years**

(21) Appl. No.: **29/589,239**

(22) Filed: **Dec. 29, 2016**

(30) **Foreign Application Priority Data**

Jul. 1, 2016 (EM) 003260694

(51) **LOC (11) Cl.** **12-11**

(52) **U.S. Cl.** **D12/115**
 USPC

(58) **Field of Classification Search**
 USPC D12/115, 120, 402, 406, 407, 408
 CPC B60R 9/06; B60R 9/10; B62H 3/00; B62H 3/04; B62H 3/08; B62H 3/10; B62J 7/02; B62J 7/04

See application file for complete search history.

(56) **References Cited**

U.S. PATENT DOCUMENTS

3,791,563 A *	2/1974	Raat	B62J 7/04 224/413
D271,389 S *	11/1983	Turkington	D12/407
D276,331 S *	11/1984	Heiman	D12/407
D276,991 S *	1/1985	Blackburn	D12/407
4,596,346 A *	6/1986	Lepage	B62J 7/02 224/421
4,666,071 A *	5/1987	Irwin	B62J 7/04 224/422

D299,818 S *	2/1989	Blackburn	D12/407
D303,781 S *	10/1989	Pletscher	D12/407
D374,422 S *	10/1996	Gogan	D12/407
D374,652 S *	10/1996	Gogan	D12/407
D385,846 S *	11/1997	Gogan	D12/407
D386,468 S *	11/1997	Gogan	D12/407
D388,394 S *	12/1997	Gogan	D12/407
D392,247 S *	3/1998	Gogan	D12/407
D395,420 S *	6/1998	Gogan	D12/407
D397,189 S *	8/1998	Pierret	D12/408
D405,412 S *	2/1999	Gogan	D12/407
D412,482 S *	8/1999	Chen	D12/408
D427,963 S *	7/2000	Gogan	D12/407
D439,215 S *	3/2001	Kahmann	D12/407
D477,272 S *	7/2003	Holub	D12/407
D649,507 S *	11/2011	Loynds	D12/407
D735,635 S *	8/2015	Sonnentag	D12/407
9,815,415 B2 *	11/2017	Condon	B60R 9/06

* cited by examiner

Primary Examiner — Michelle E. Wilson

Assistant Examiner — Clese Moore, Jr.

(74) *Attorney, Agent, or Firm* — Thomas | Horstemeyer, LLP

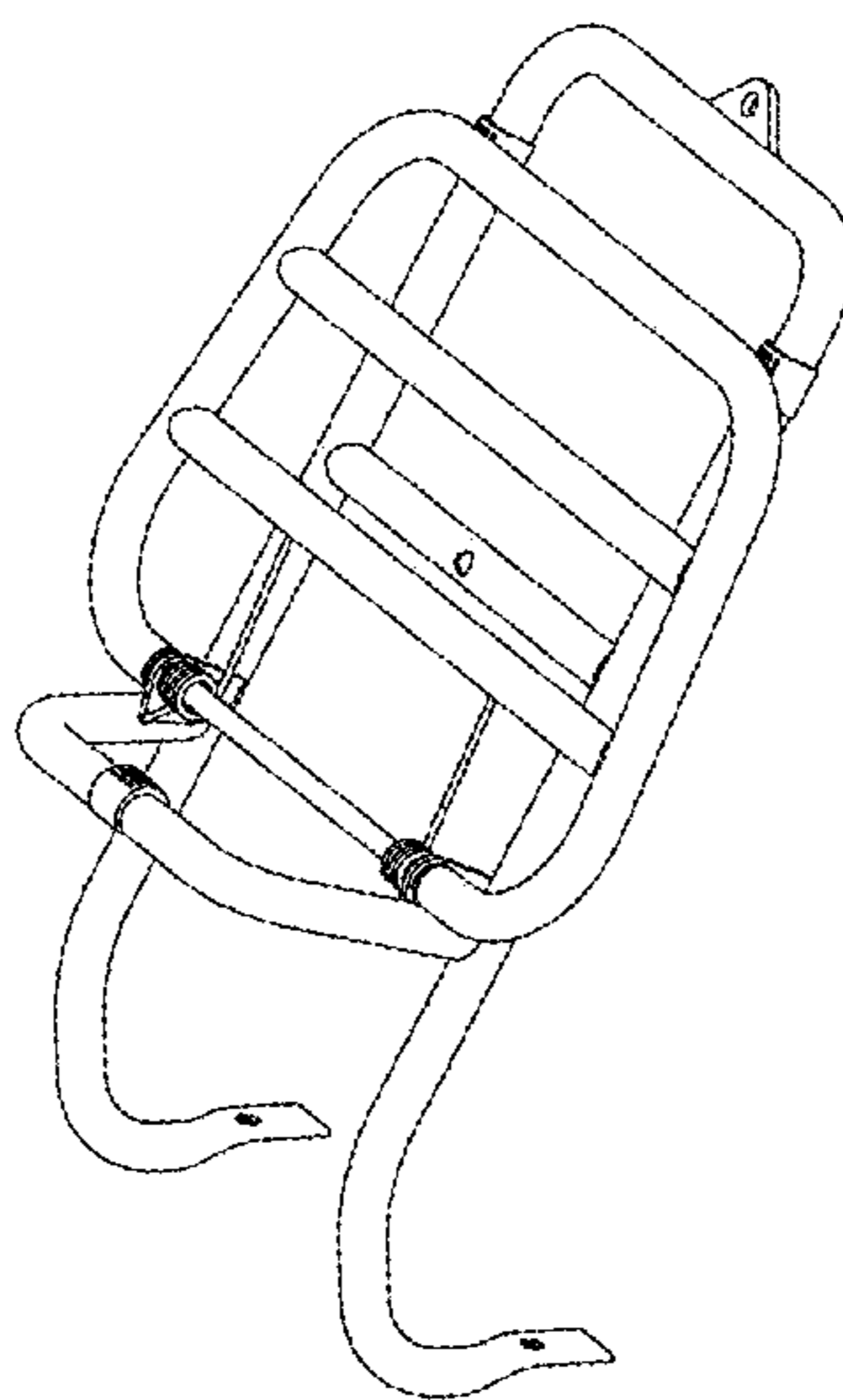
(57) **CLAIM**

The ornamental design for the racks for cycles or motorcycles, as shown and described.

DESCRIPTION

FIG. 1 is a perspective view of the racks for cycles or motorcycles showing my new design;
 FIG. 2 is a front elevational view thereof;
 FIG. 3 is a rear elevational view thereof, opposite that of FIG. 2;
 FIG. 4 is a side elevational view thereof;
 FIG. 5 is a side elevational view thereof, from a side opposite that of FIG. 4;
 FIG. 6 is a top view thereof; and,
 FIG. 7 is a bottom view thereof.

1 Claim, 7 Drawing Sheets



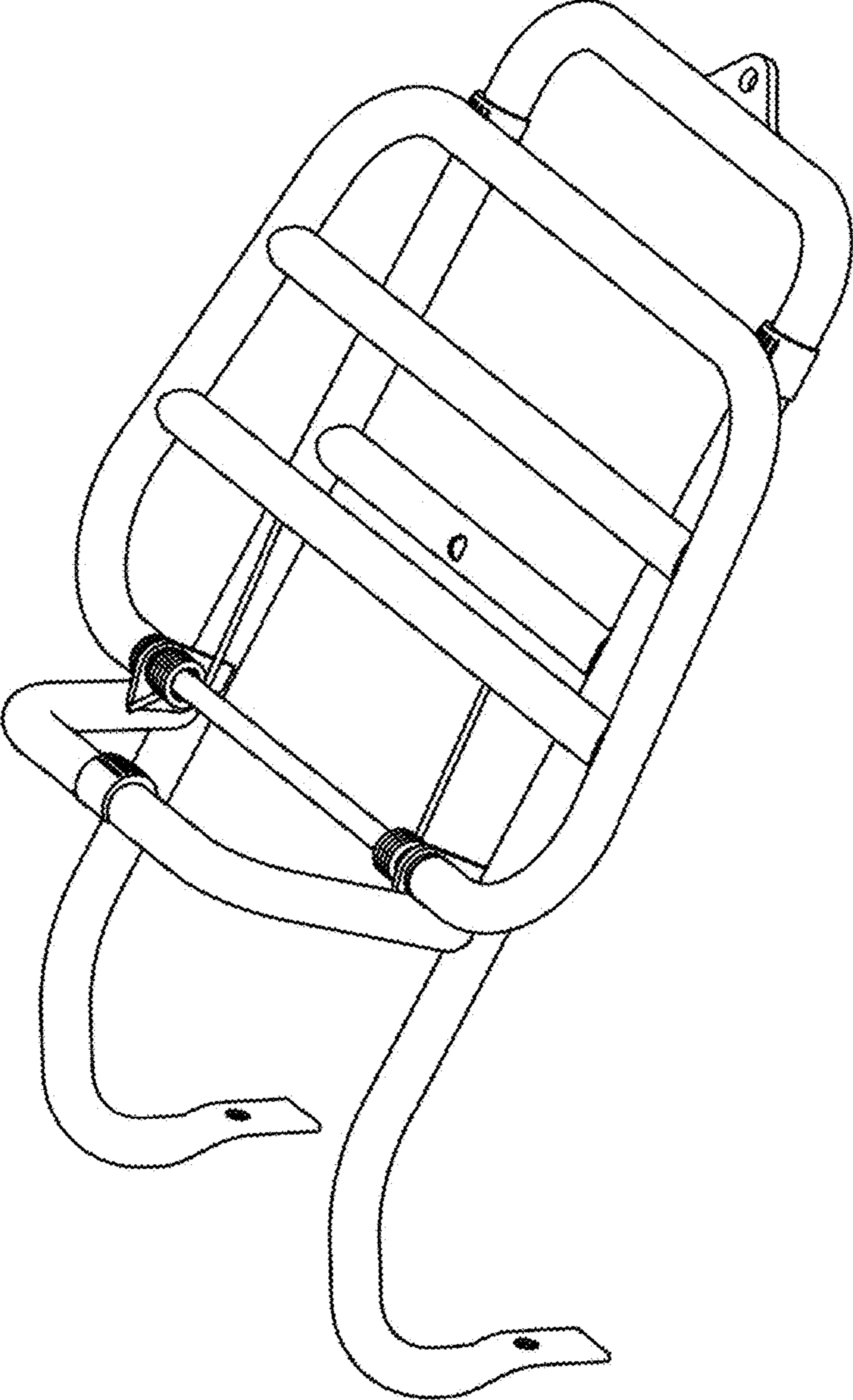


FIG. 1

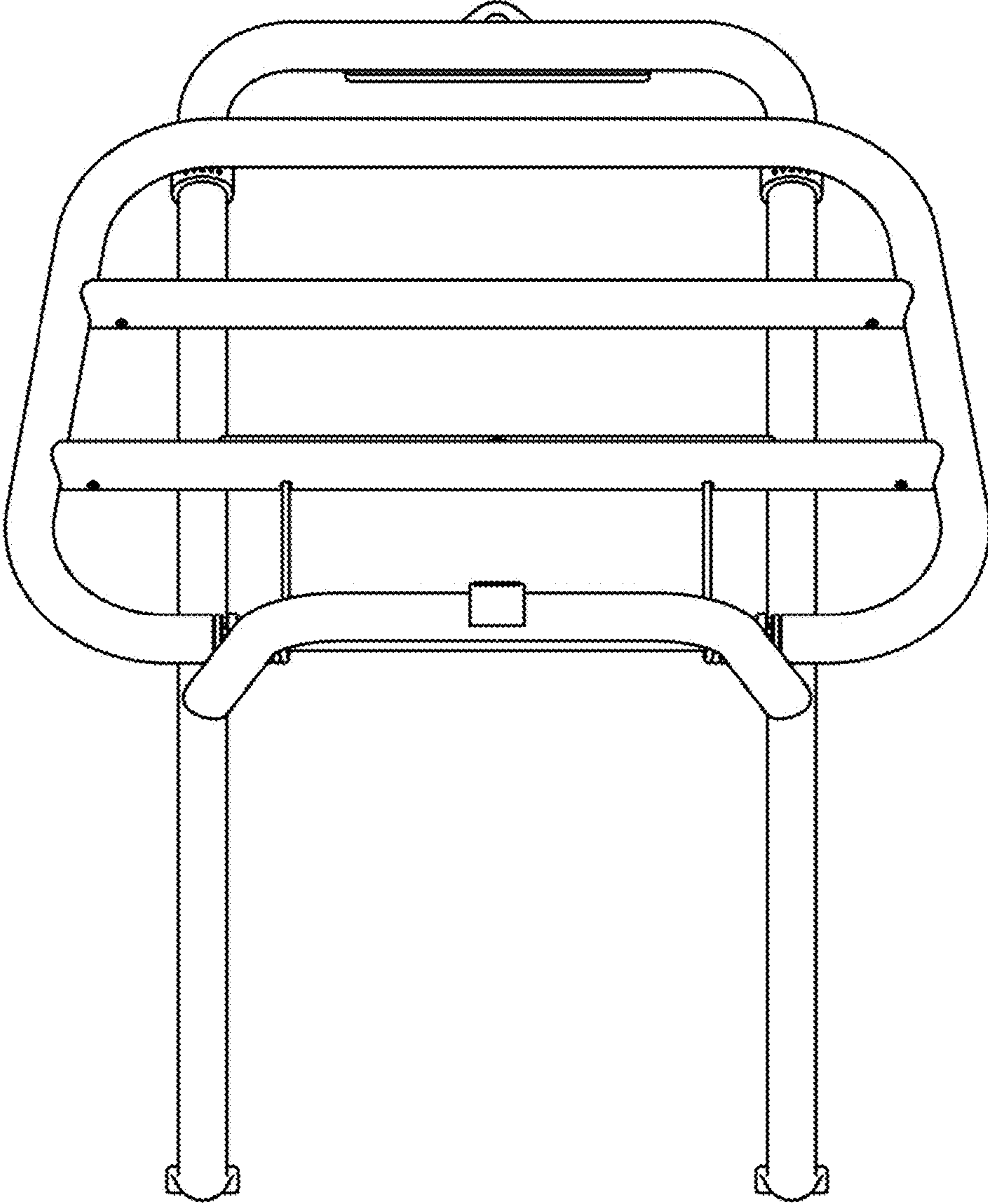


FIG. 2

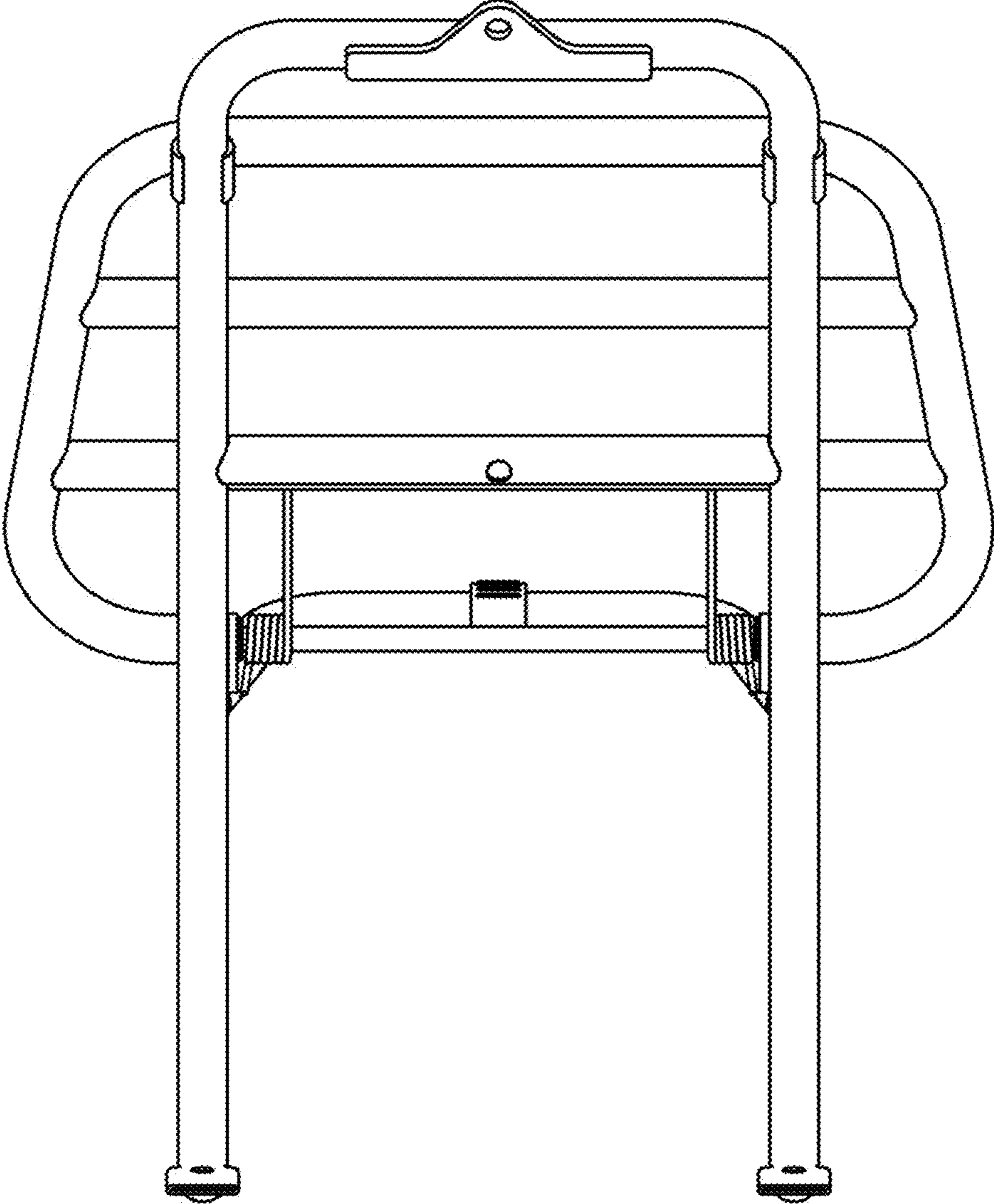


FIG. 3

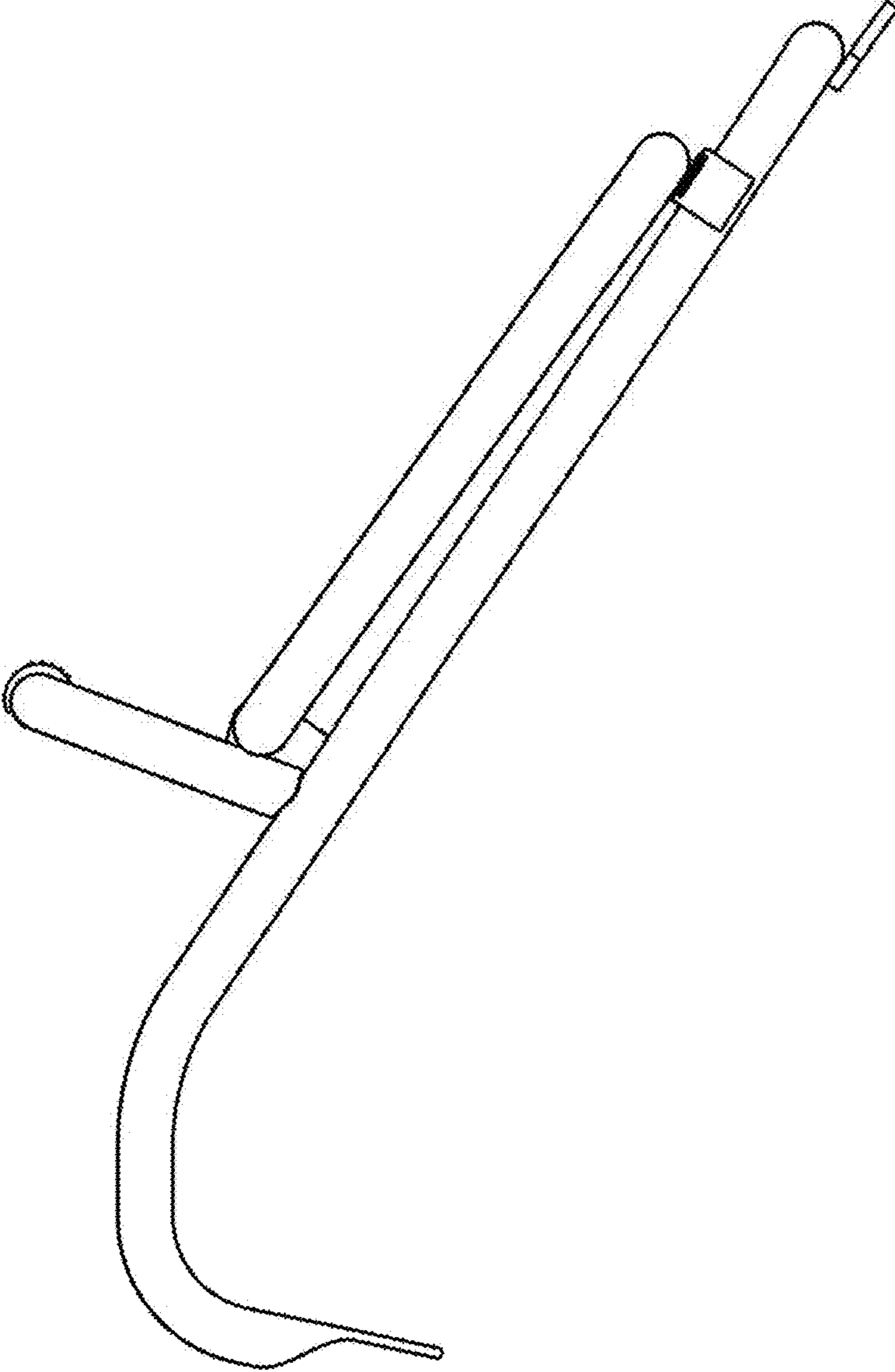


FIG. 4

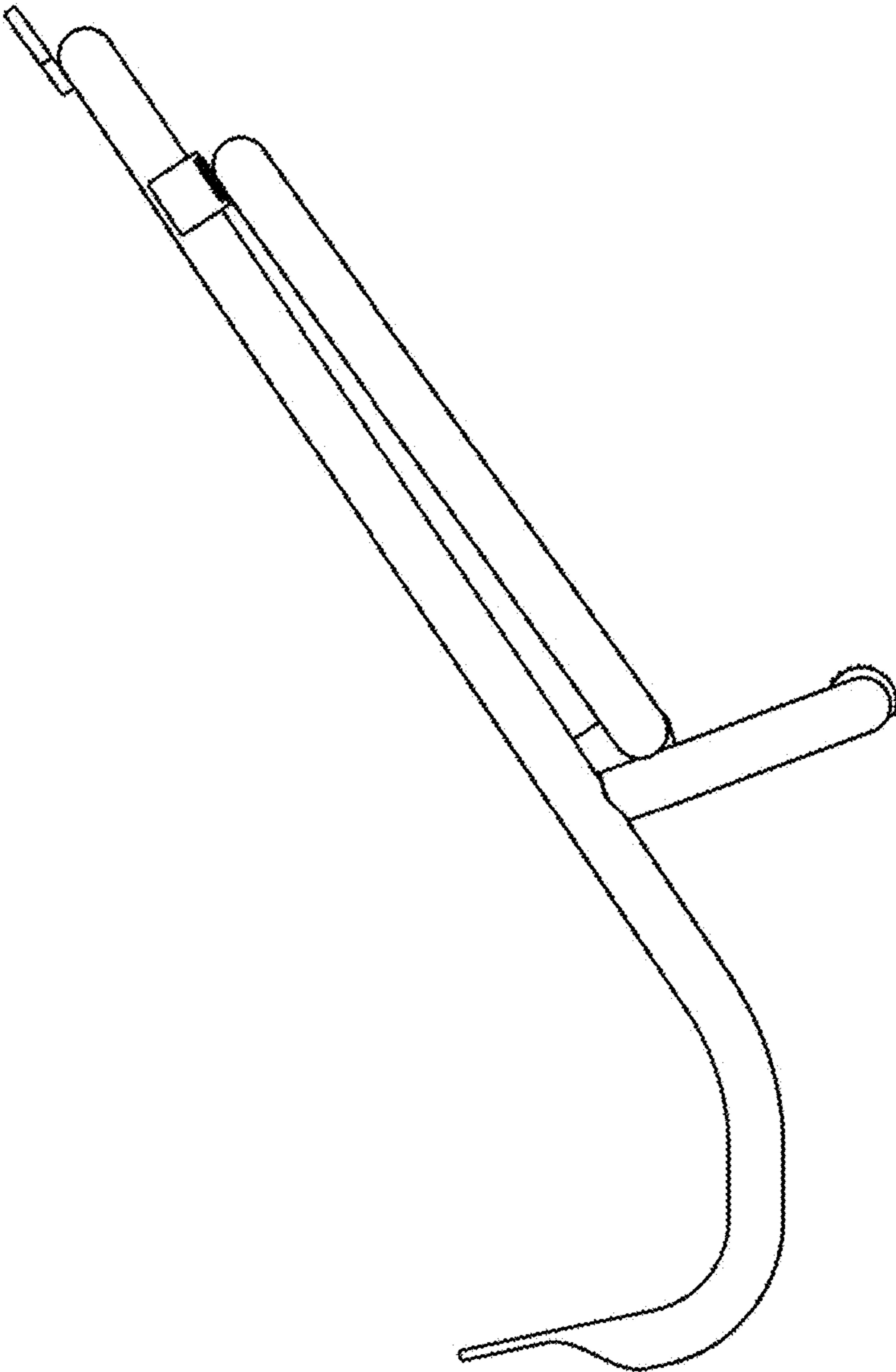


FIG. 5

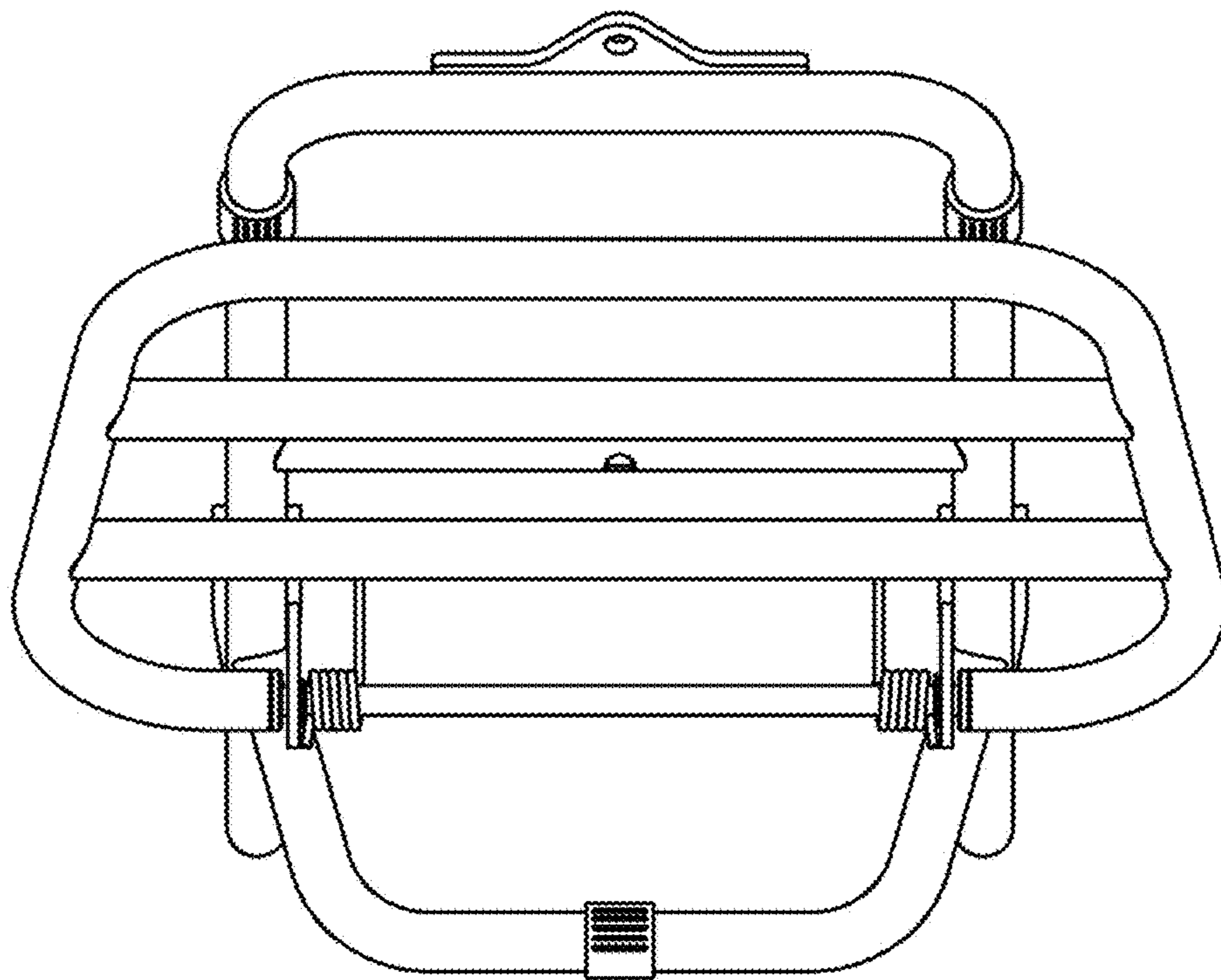


FIG. 6

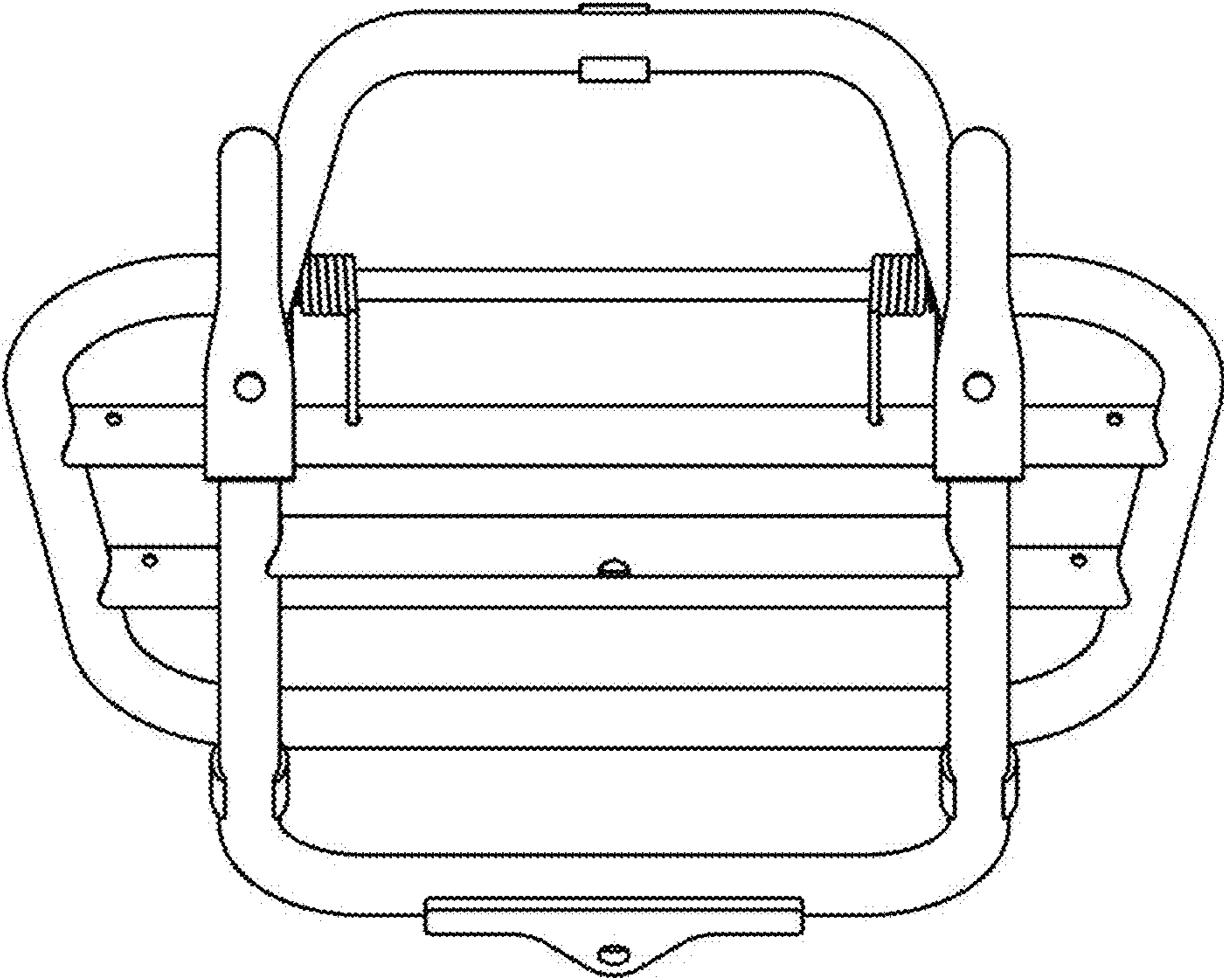


FIG. 7