



US00D836488S

(12) **United States Design Patent**
Cartabiano et al.

(10) **Patent No.:** **US D836,488 S**
(45) **Date of Patent:** **** Dec. 25, 2018**

(54) **MOTOR VEHICLE AND/OR TOY REPLICA THEREOF**

D779,378 S * 2/2017 Kim D12/91
D781,183 S * 3/2017 Suga D12/92
D806,609 S * 1/2018 Lee D12/92
D820,731 S * 6/2018 Suga D12/92

(71) Applicants: **Ian Richard Cartabiano**, Torrance, CA (US); **Byung Hyun Yoo**, Irvine, CA (US); **Shin Kamiura**, Irvine, CA (US)

(72) Inventors: **Ian Richard Cartabiano**, Torrance, CA (US); **Byung Hyun Yoo**, Irvine, CA (US); **Shin Kamiura**, Irvine, CA (US)

(73) Assignee: **Toyota Jidosha Kabushiki Kaisha**, Toyota-shi, Aichi-ken (JP)

(**) Term: **15 Years**

(21) Appl. No.: **29/627,404**

(22) Filed: **Nov. 27, 2017**

(51) **LOC (11) Cl.** **12-08**

(52) **U.S. Cl.**
USPC **D12/91**

(58) **Field of Classification Search**
USPC D12/86, 90-92; D21/424, 433, 434;
296/181.1-181.5, 183.1
CPC B62D 25/00; B62D 25/06; B62D 33/00;
B62D 35/00

See application file for complete search history.

(56) **References Cited**

U.S. PATENT DOCUMENTS

D743,845 S * 11/2015 Hirai D12/92
D757,606 S * 5/2016 Matsuda D12/91
D761,696 S * 7/2016 Kamiura D12/92
D762,144 S * 7/2016 Nagafuchi D12/92
D767,447 S * 9/2016 Fahr-Becker D12/91

OTHER PUBLICATIONS

Netcarshow, URL: https://www.netcarshow.com/genesis/2017-gv80_concept/1280x960/wallpaper_02.htm; Model: GV800 Concept; Mfg.: Genesis; available on at least Oct. 17, 2017.

Netcarshow, URL: https://www.netcarshow.com/jaguar/2017-f-pace/1280x960/wallpaper_06.htm; Model: F-Pace; Mfg.: Jaguar; available on at least Oct. 17, 2017.

* cited by examiner

Primary Examiner — Melody N Brown

(74) *Attorney, Agent, or Firm* — Finnegan, Henderson, Farabow, Garrett & Dunner, L.L.P.

(57) **CLAIM**

The ornamental design for a motor vehicle and/or toy replica thereof, as shown and described.

DESCRIPTION

FIG. 1 is a left, front perspective view of a motor vehicle and/or toy replica showing our new design;
FIG. 2 is a left, rear perspective view thereof;
FIG. 3 is a front view thereof;
FIG. 4 is a rear view thereof;
FIG. 5 is a left side view thereof;
FIG. 6 is a right side view thereof; and,
FIG. 7 is a top view thereof.

The bottom view of the motor vehicle and/or toy replica forms no part of the claimed design.

1 Claim, 7 Drawing Sheets






FIG. 1




FIG. 2




FIG. 3




FIG. 4




FIG. 5




FIG. 6



FIG. 7