



US00D836475S

(12) **United States Design Patent**  
**Kamilindi**

(10) **Patent No.:** **US D836,475 S**

(45) **Date of Patent:** **\*\* Dec. 25, 2018**

(54) **DIAL**

(71) Applicant: **HARRY WINSTON SA,**  
Plan-les-Ouates (CH)  
(72) Inventor: **Steve Kamilindi,** Puplinge (CH)  
(73) Assignee: **Harry Winston SA,** Plan-les-Ouates  
(CH)  
(\*\*) Term: **15 Years**

(21) Appl. No.: **29/616,033**

(22) Filed: **Sep. 1, 2017**

(30) **Foreign Application Priority Data**

Mar. 3, 2017 (WO) ..... DM/095 161

(51) **LOC (11) Cl.** ..... **10-07**

(52) **U.S. Cl.**  
USPC ..... **D10/126**

(58) **Field of Classification Search**  
USPC ..... D10/1-39, 65, 70, 122-132; D14/344,  
D14/138 R  
CPC ... G04F 1/00; G04F 1/06; G04F 1/063; G04F  
7/06; G04F 7/0861; G04F 7/0871; G04F  
7/08; G04F 7/0804; G04F 7/0842; G04F  
7/0876; G04F 19/00; G04F 19/02; G04F  
19/04; G04F 19/06; G04F 19/08; G04F  
19/26; G04F 19/24; G04F 39/00; G04F  
39/002; G04F 39/004; G04F 39/006;  
A01G 25/165; B05B 12/02

See application file for complete search history.

(56) **References Cited**

U.S. PATENT DOCUMENTS

D311,340 S	*	10/1990	Armstrong	.....	D10/2
D329,613 S	*	9/1992	Yano	.....	D10/10
D340,869 S	*	11/1993	Maruyama	.....	D10/126
D357,421 S	*	4/1995	Tsukada	.....	D10/10
D628,506 S	*	12/2010	Plange	.....	D10/124
D628,507 S	*	12/2010	Plange	.....	D10/126
D795,116 S	*	8/2017	Kamilindi	.....	D10/123
D795,119 S	*	8/2017	Kamilindi	.....	D10/126

\* cited by examiner

*Primary Examiner* — Eric L Goodman

*Assistant Examiner* — Aula Soroush

(74) *Attorney, Agent, or Firm* — Blank Rome LLP

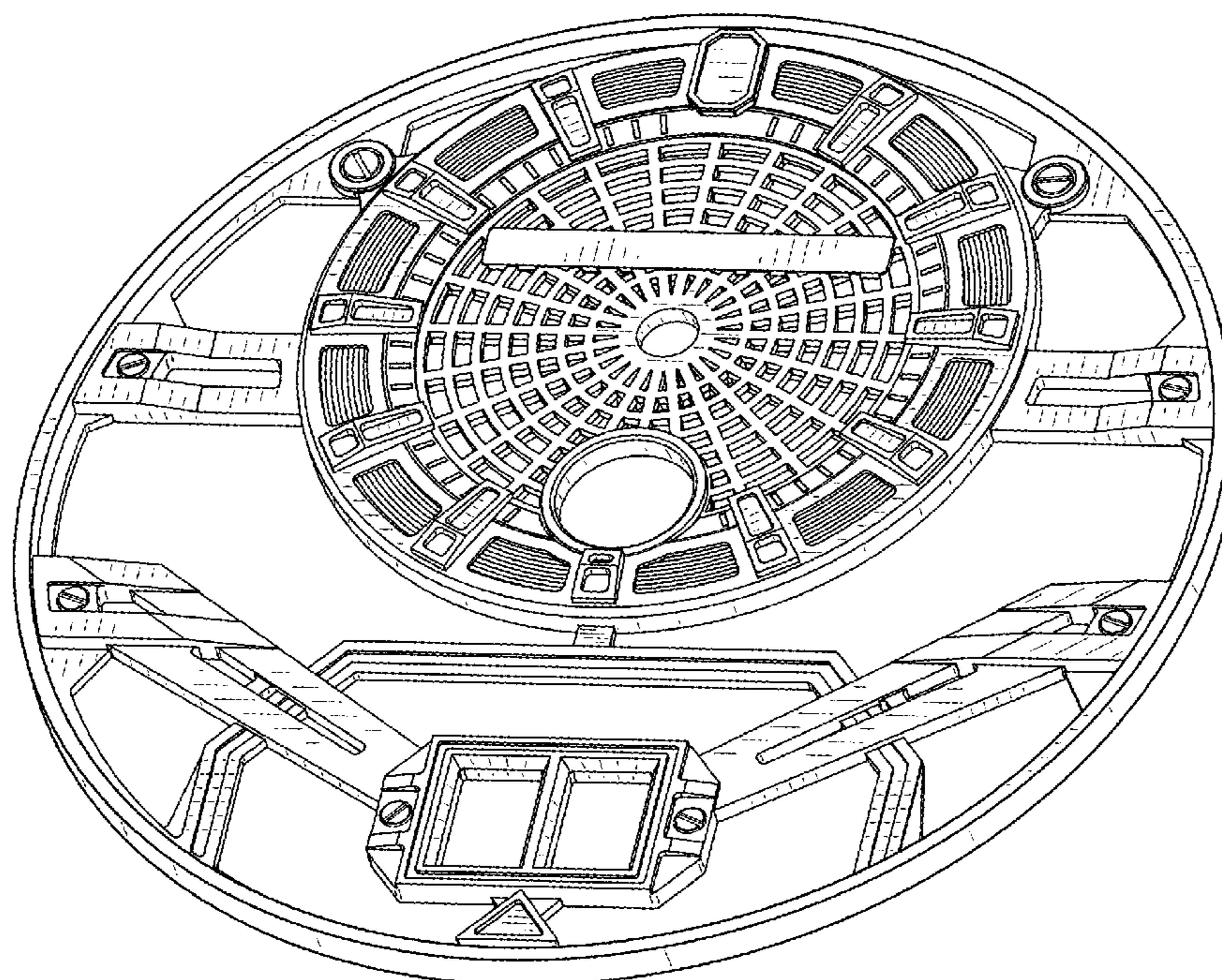
(57) **CLAIM**

The ornamental design for a dial, as shown.

**DESCRIPTION**

FIG. 1 is a front right perspective view of a dial showing my new design;  
FIG. 2 is a front view thereof;  
FIG. 3 is a rear view thereof;  
FIG. 4 is a left side view thereof;  
FIG. 5 is a right side view thereof;  
FIG. 6 is a top view thereof;  
FIG. 7 is a bottom view thereof; and,  
FIG. 8 is a rear left perspective view thereof.

**1 Claim, 5 Drawing Sheets**



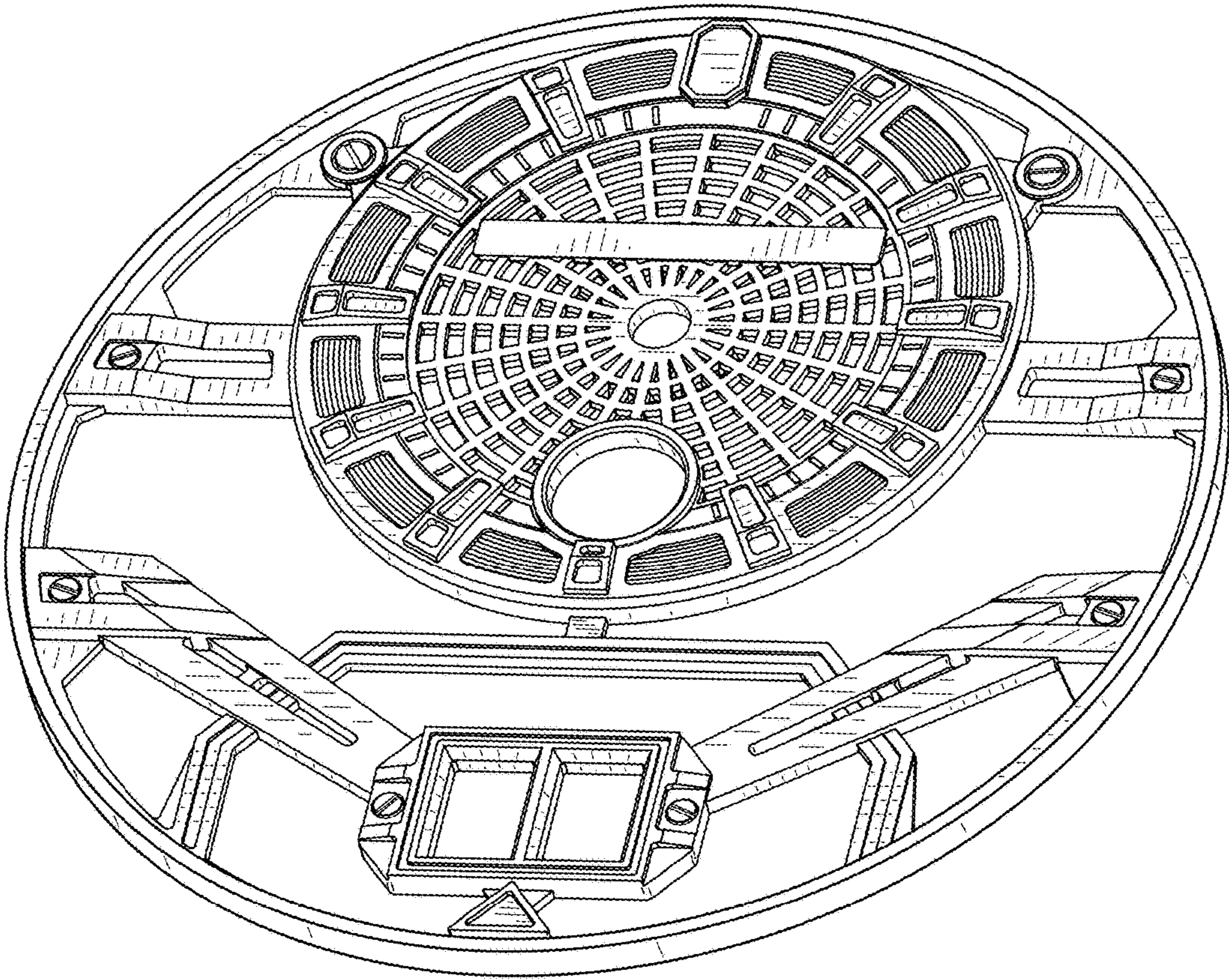


FIG. 1

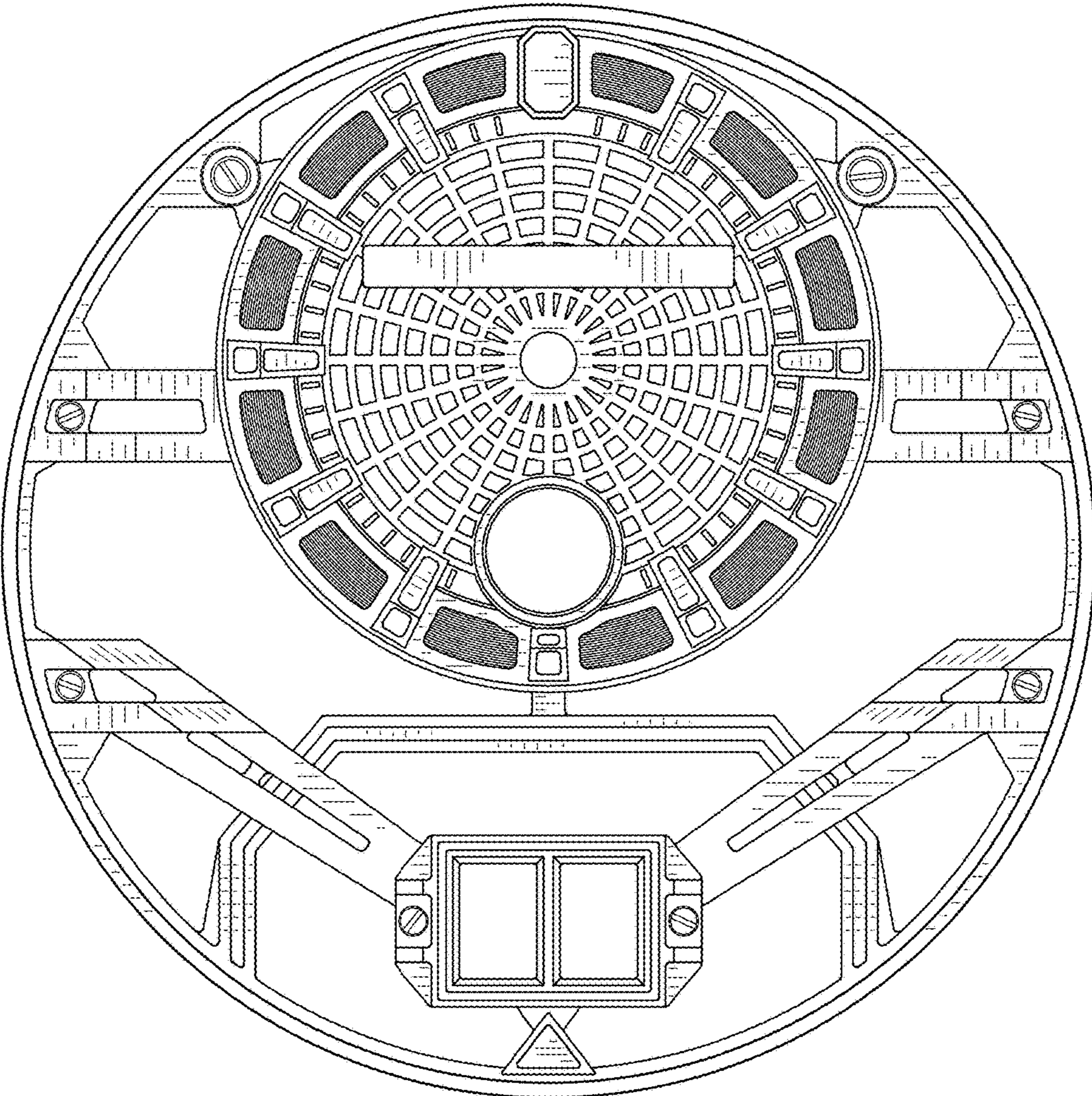


FIG. 2

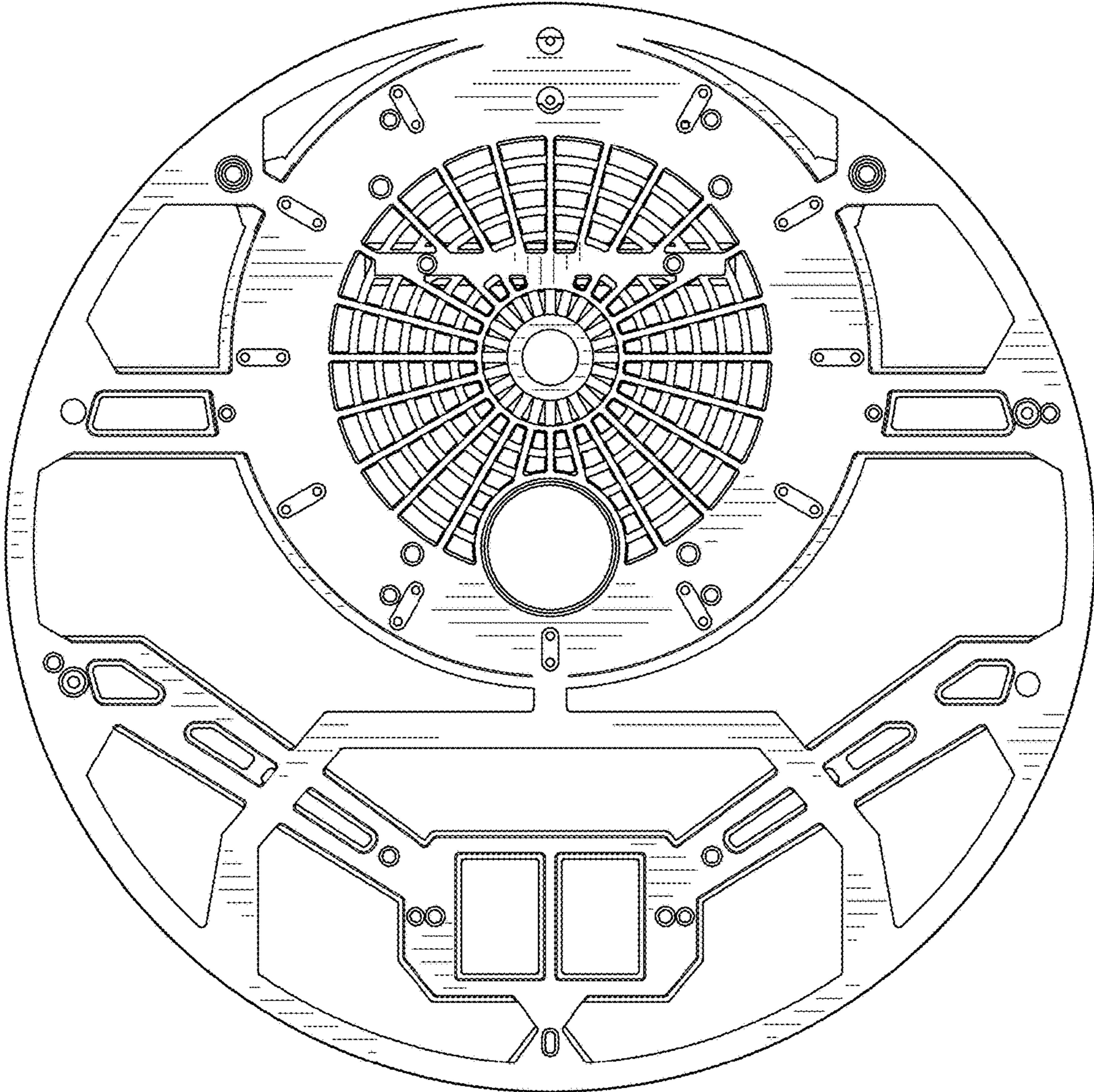


FIG. 3




FIG. 4




FIG. 5

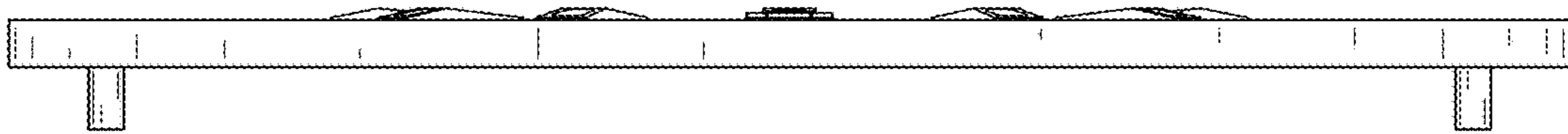


FIG. 6

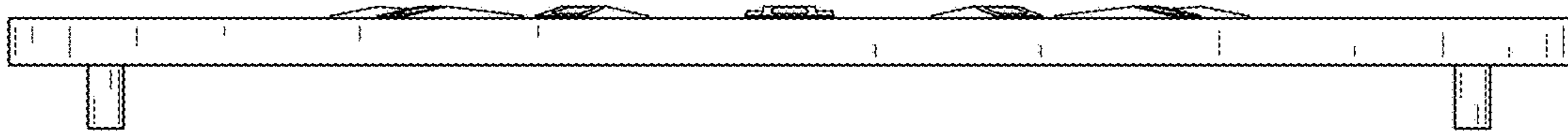


FIG. 7

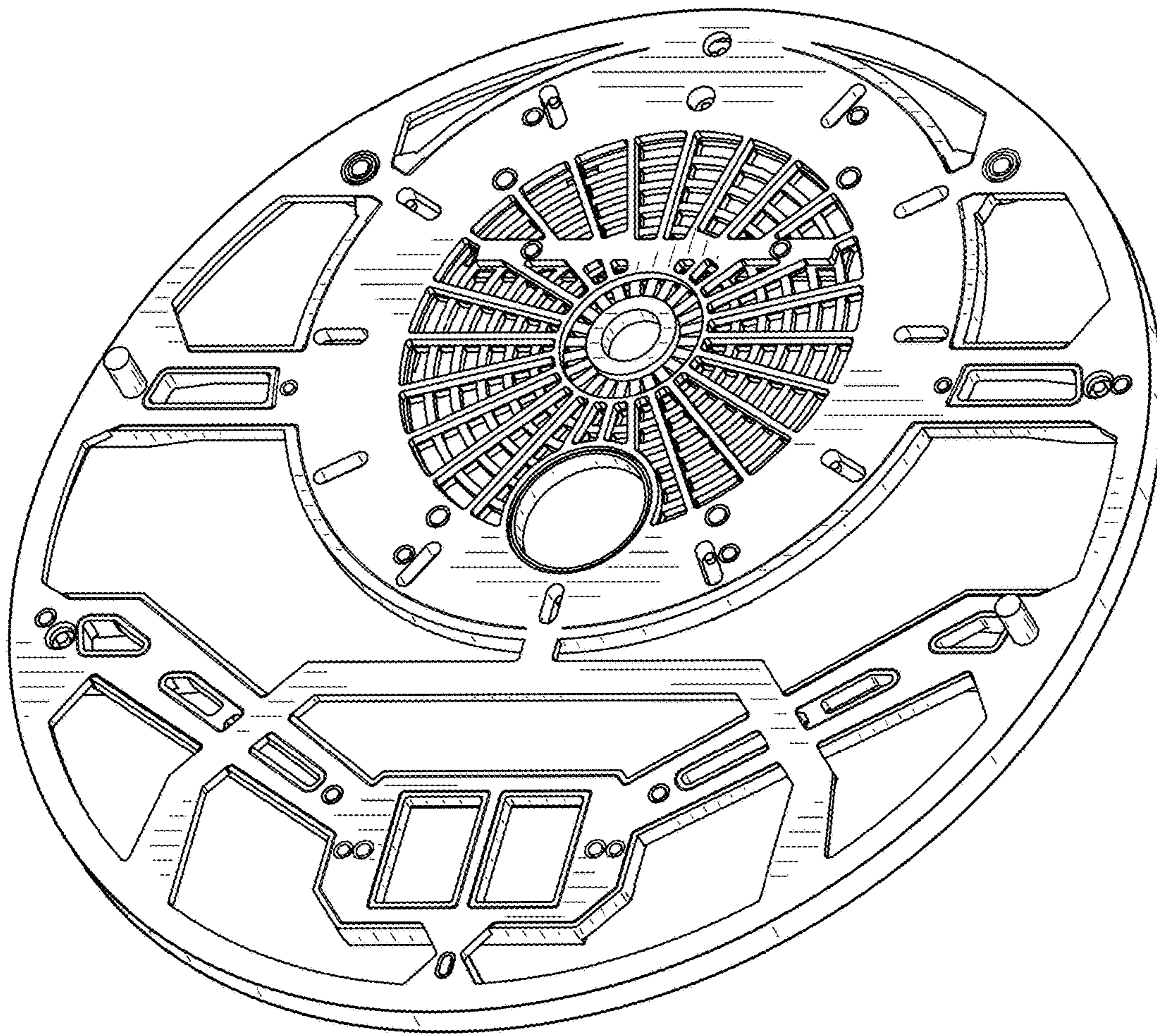


FIG. 8