



US00D836425S

(12) **United States Design Patent**
McCown

(10) **Patent No.:** **US D836,425 S**

(45) **Date of Patent:** **** Dec. 25, 2018**

(54) **RAGGLESTIC FOR SUCKER ROD BUNDLES**

(71) Applicant: **Patrick R McCown**, Jacksonville, TX
(US)

(72) Inventor: **Patrick R McCown**, Jacksonville, TX
(US)

(**) Term: **15 Years**

(21) Appl. No.: **29/627,970**

(22) Filed: **Nov. 30, 2017**

(51) **LOC (11) Cl.** **08-05**

(52) **U.S. Cl.**
USPC **D8/380**

(58) **Field of Classification Search**
USPC D8/380, 396, 363, 356, 354
CPC B21D 13/10; B65D 85/20; Y10S 138/11;
B29C 67/0014

See application file for complete search history.

(56) **References Cited**

U.S. PATENT DOCUMENTS

2,462,399 A	2/1947	Hinchman	
2,686,643 A *	8/1954	Bloom	F16L 3/2235 138/112
2,885,822 A *	5/1959	Onanian	A63H 33/101 174/138 D
3,055,398 A	9/1962	Tunnessen	
3,195,266 A *	7/1965	Onanian	A63H 33/101 174/138 D
3,205,611 A *	9/1965	Onanian	A63H 33/042 285/397
3,783,907 A	1/1974	Skinner	
4,195,732 A *	4/1980	Bell	B65D 19/44 206/386
4,199,070 A *	4/1980	Magnussen, Jr.	A47B 63/02 138/112
4,435,463 A *	3/1984	Roellchen	B26D 3/006 108/901
5,080,314 A	1/1992	Moyer et al.	

5,123,547 A *	6/1992	Koch	F16L 3/2235 211/59.4
5,161,703 A *	11/1992	Patton	A47F 7/281 206/446
560,419 A *	2/1997	Reinert, Sr.	F16L 3/22 138/113
D380,736 S *	7/1997	Theis	D13/155
5,893,395 A	4/1999	Davis et al.	
7,458,553 B2	12/2008	Tzur et al.	

(Continued)

Primary Examiner — Lakiya G Rogers

Assistant Examiner — Harold E Blackwell, II

(74) *Attorney, Agent, or Firm* — Mark W Handley;
Handley Law Firm, PLLC

(57) **CLAIM**

The ornamental design for a ragglectic for sucker rod bundles, as shown and described.

DESCRIPTION

FIG. 1 is a perspective view of a ragglectic for sucker rod bundles embodying my design;

FIG. 2 is a front view of the ragglectic for sucker rod bundles;

FIG. 3 is a rear view of the ragglectic for sucker rod bundles; fig. 4 is a right side view of the ragglectic for sucker rod bundles;

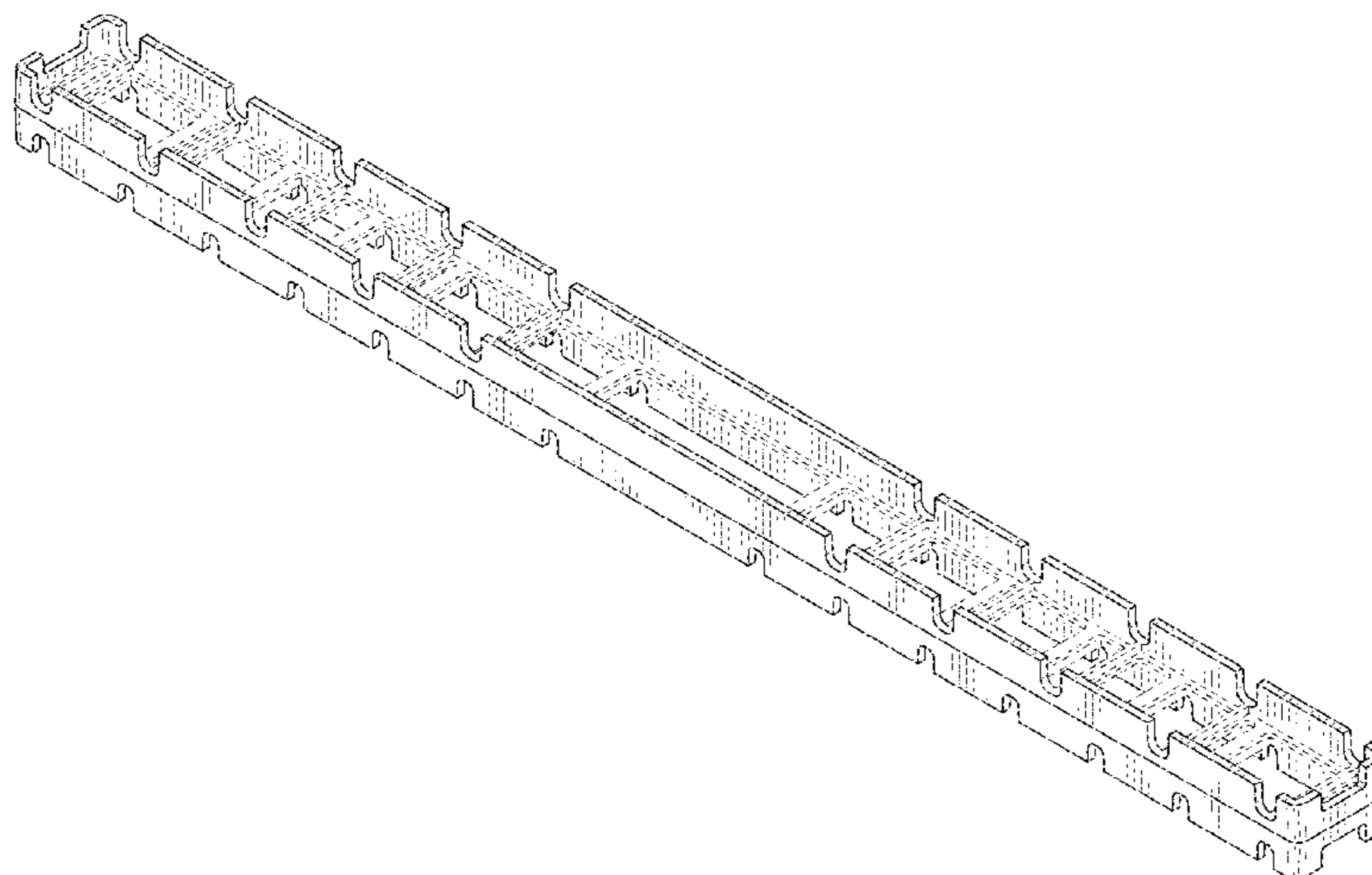
FIG. 5 is a left side view of the ragglectic for sucker rod bundles;

FIG. 6 is a top view of the ragglectic for sucker rod bundles; and,

FIG. 7 is a bottom view of the ragglectic for sucker rod bundles.

The broken lines shown in FIGS. 1, 6 and 7 illustrate a web portion which is not part of the claimed design. None of the broken-line matter forms a part of the claimed design.

1 Claim, 3 Drawing Sheets



(56)

References Cited

U.S. PATENT DOCUMENTS

7,490,630 B2 * 2/2009 Coupe E02B 11/005
138/106
8,020,259 B2 * 9/2011 Ho F16L 3/222
24/129 R
8,133,049 B1 * 3/2012 Sullivan F27D 5/0012
211/188
D664,098 S * 7/2012 Liang D13/155
D705,740 S * 5/2014 Liang D13/155
D719,103 S * 12/2014 Liang D13/155
D743,048 S * 11/2015 Kuran D24/231
D755,043 S * 5/2016 Bailey D8/394
9,377,042 B2 * 6/2016 De Wilde A63H 33/101
9,440,772 B2 * 9/2016 Pratt B65D 19/44
9,739,397 B2 * 8/2017 Pratt F16L 3/00
2010/0112292 A1 5/2010 Gilfert

* cited by examiner

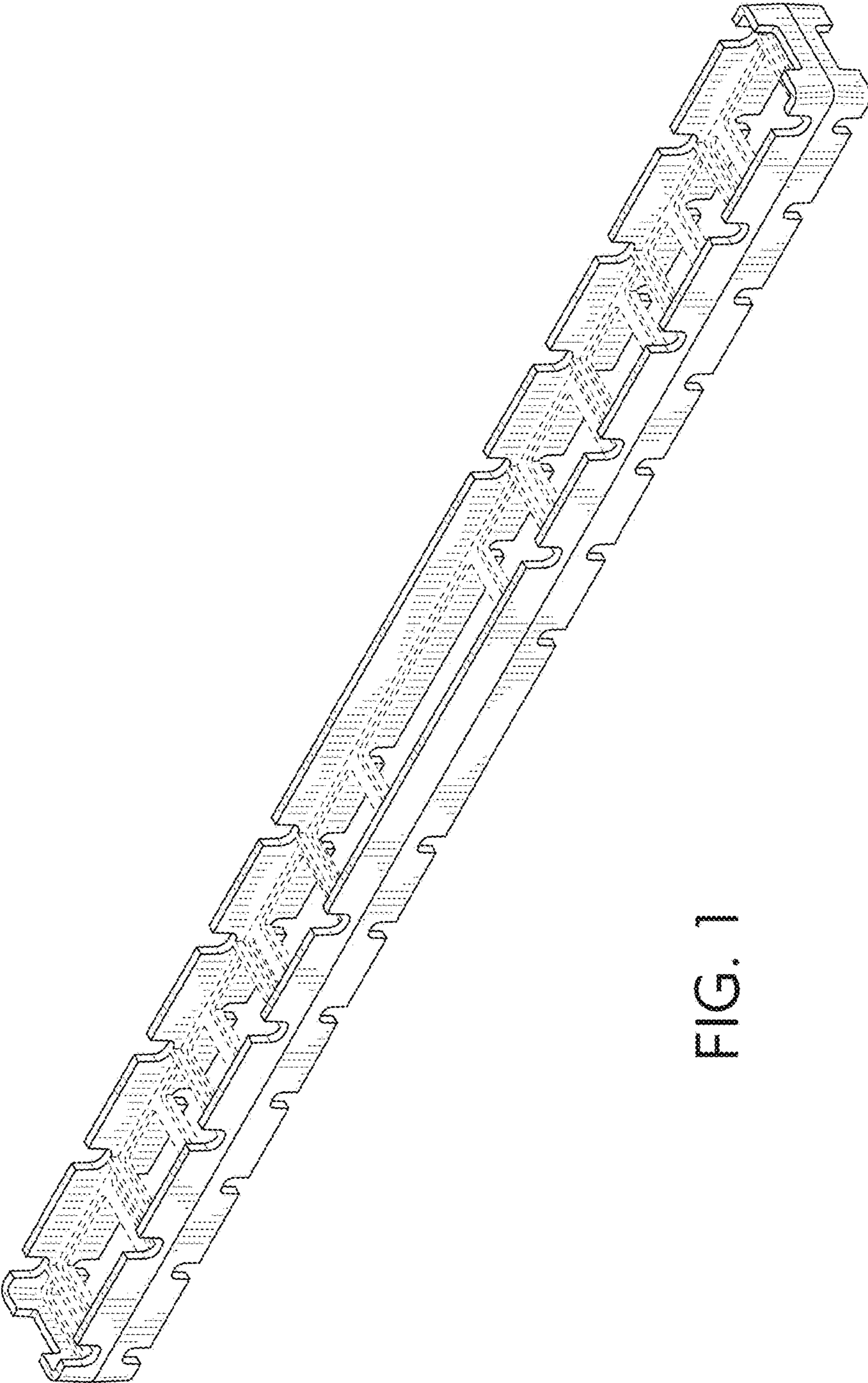


FIG. 1

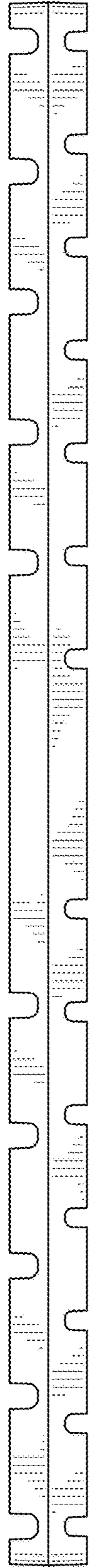


FIG. 2




FIG. 3

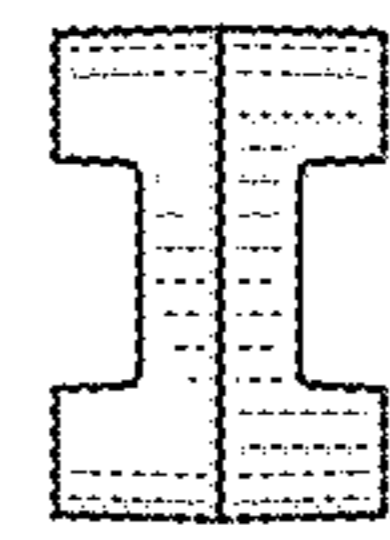


FIG. 4

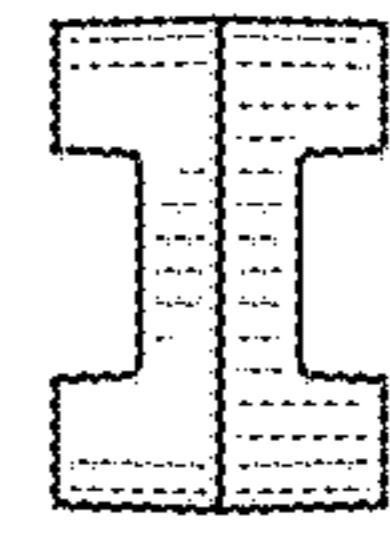


FIG. 5




FIG. 6




FIG. 7