



US00D836422S

(12) **United States Design Patent** (10) **Patent No.:** **US D836,422 S**  
**Gobbi** (45) **Date of Patent:** **\*\* Dec. 25, 2018**

(54) **CARABINER**  
(71) Applicant: **GRIVEL S.r.l.**, Courmayeur (IT)  
(72) Inventor: **Gioachino Gobbi**, Courmayeur (IT)  
(73) Assignee: **GRIVEL S.r.l.**, Courmayeur (IT)

(\*\*) Term: **15 Years**

(21) Appl. No.: **29/629,749**

(22) Filed: **Dec. 15, 2017**

(30) **Foreign Application Priority Data**

Jun. 16, 2017 (EM) ..... 004051324

(51) **LOC (11) Cl.** ..... **09-06**

(52) **U.S. Cl.**  
USPC ..... **D8/356**

(58) **Field of Classification Search**  
USPC ..... D8/356, 354, 105  
CPC ..... B65H 57/16; B63B 21/045; A63B 29/08;  
A63B 27/02

See application file for complete search history.

(56) **References Cited**

**U.S. PATENT DOCUMENTS**

D580,296 S \* 11/2008 Patterson ..... D11/131  
D730,722 S \* 6/2015 Grimm ..... D8/356  
D750,851 S \* 3/2016 Whitfield ..... D11/218  
D762,460 S \* 8/2016 Gobbi ..... D8/356

D765,497 S \* 9/2016 Petzl ..... D8/356  
D798,197 S \* 9/2017 Moore ..... D12/124  
D802,399 S \* 11/2017 Ward ..... D8/367  
D802,400 S \* 11/2017 Man ..... D8/367  
D808,774 S \* 1/2018 Gobbi ..... D8/356  
2016/0255918 A1\* 9/2016 Grossman ..... A44B 15/00

\* cited by examiner

*Primary Examiner* — Cynthia R Underwood

(74) *Attorney, Agent, or Firm* — McCarter & English, LLP

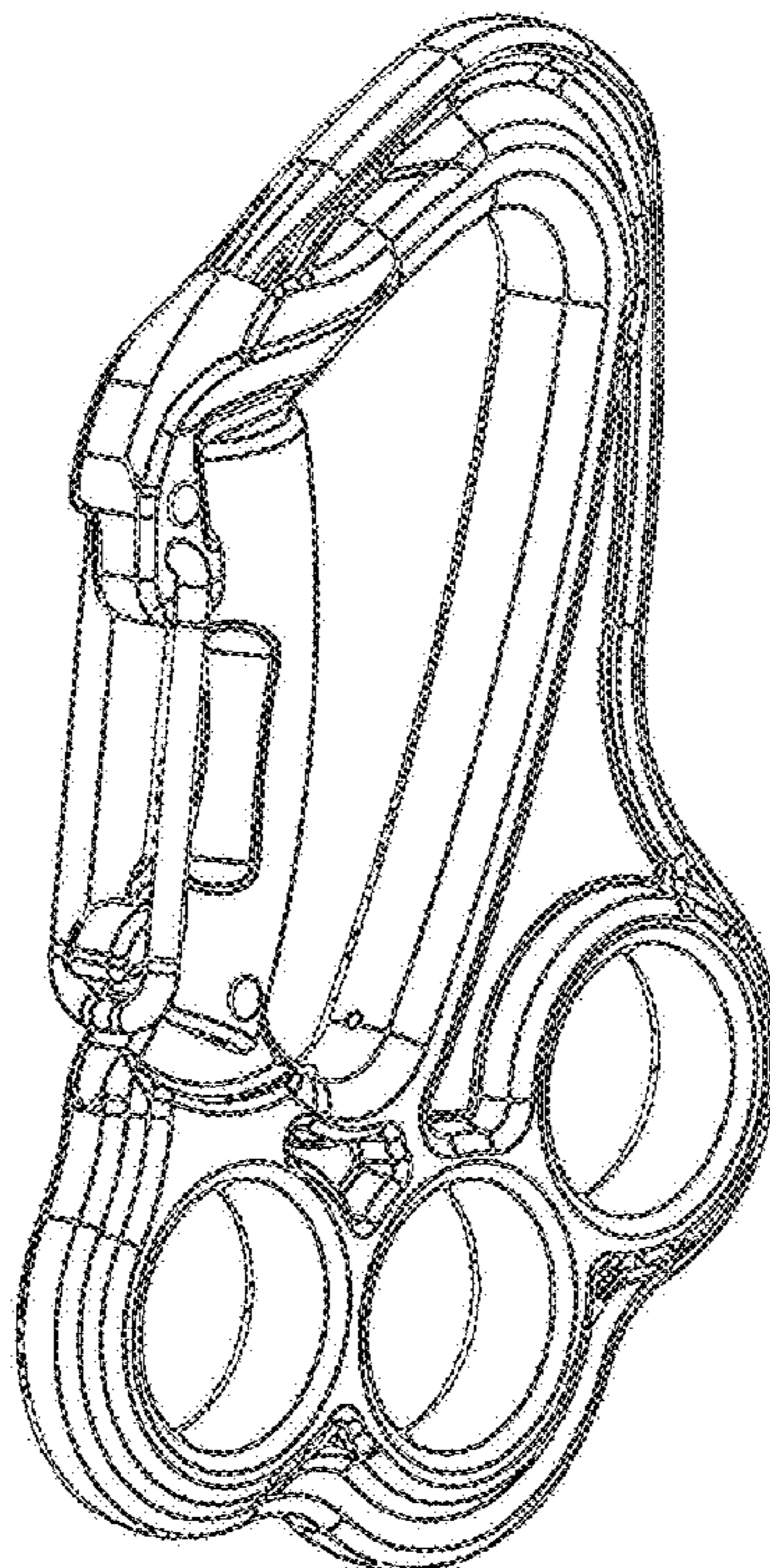
(57) **CLAIM**

The ornamental design for a carabiner, as shown and described.

**DESCRIPTION**

FIG. 1 is a perspective front view of a new design for a carabiner according to the present invention;  
FIG. 2 is a side view of a new design for a carabiner according to the present invention;  
FIG. 3 is an opposite side view of a new design for a carabiner according to the present invention;  
FIG. 4 is a front view of a new design for a carabiner according to the present invention;  
FIG. 5 is a back view of a new design for a carabiner according to the present invention;  
FIG. 6 is a bottom view of a new design for a carabiner according to the present invention; and,  
FIG. 7 is a top view of a new design for a carabiner according to the present invention.

**1 Claim, 7 Drawing Sheets**



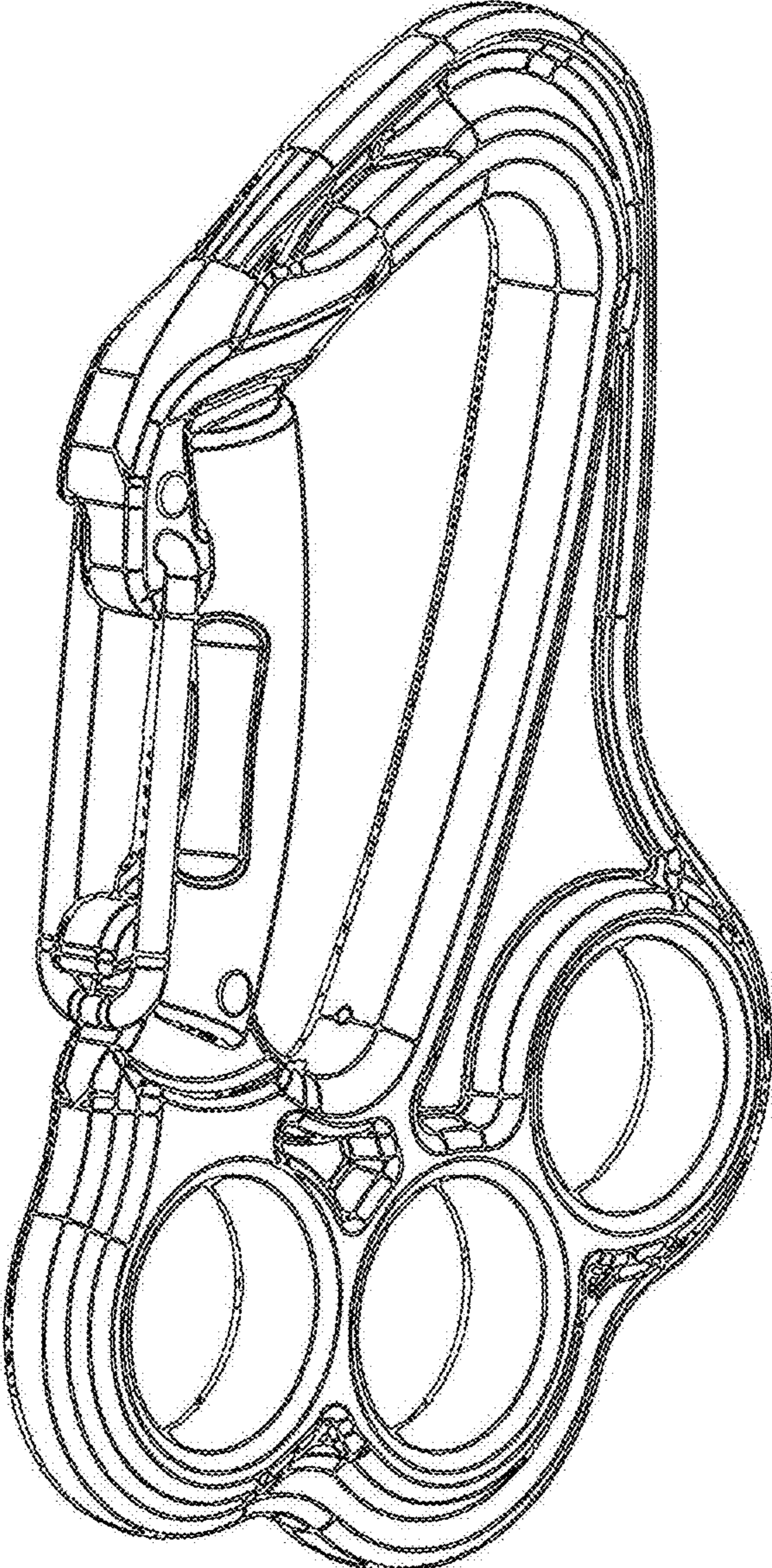


FIG. 1

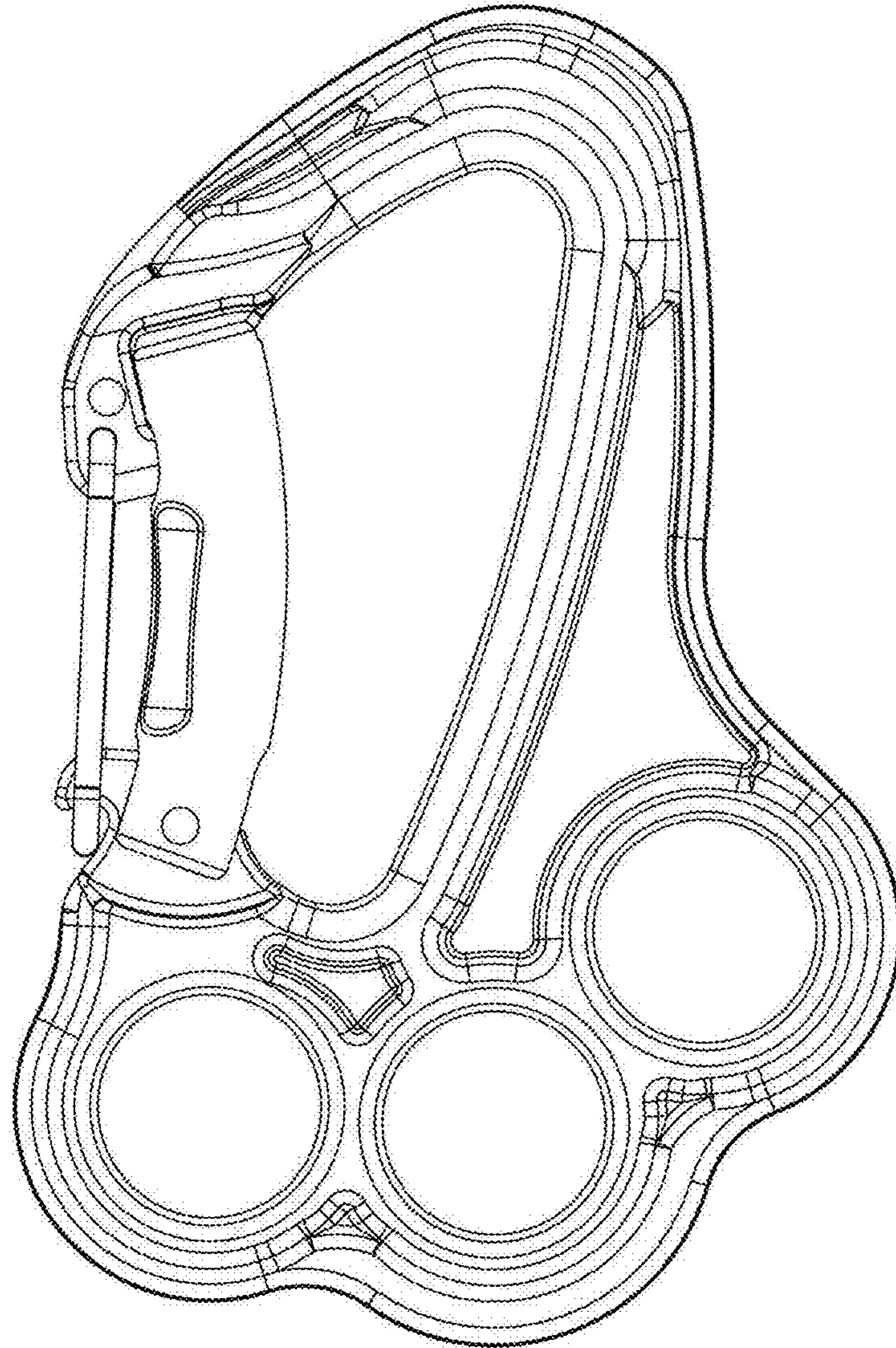


FIG. 2

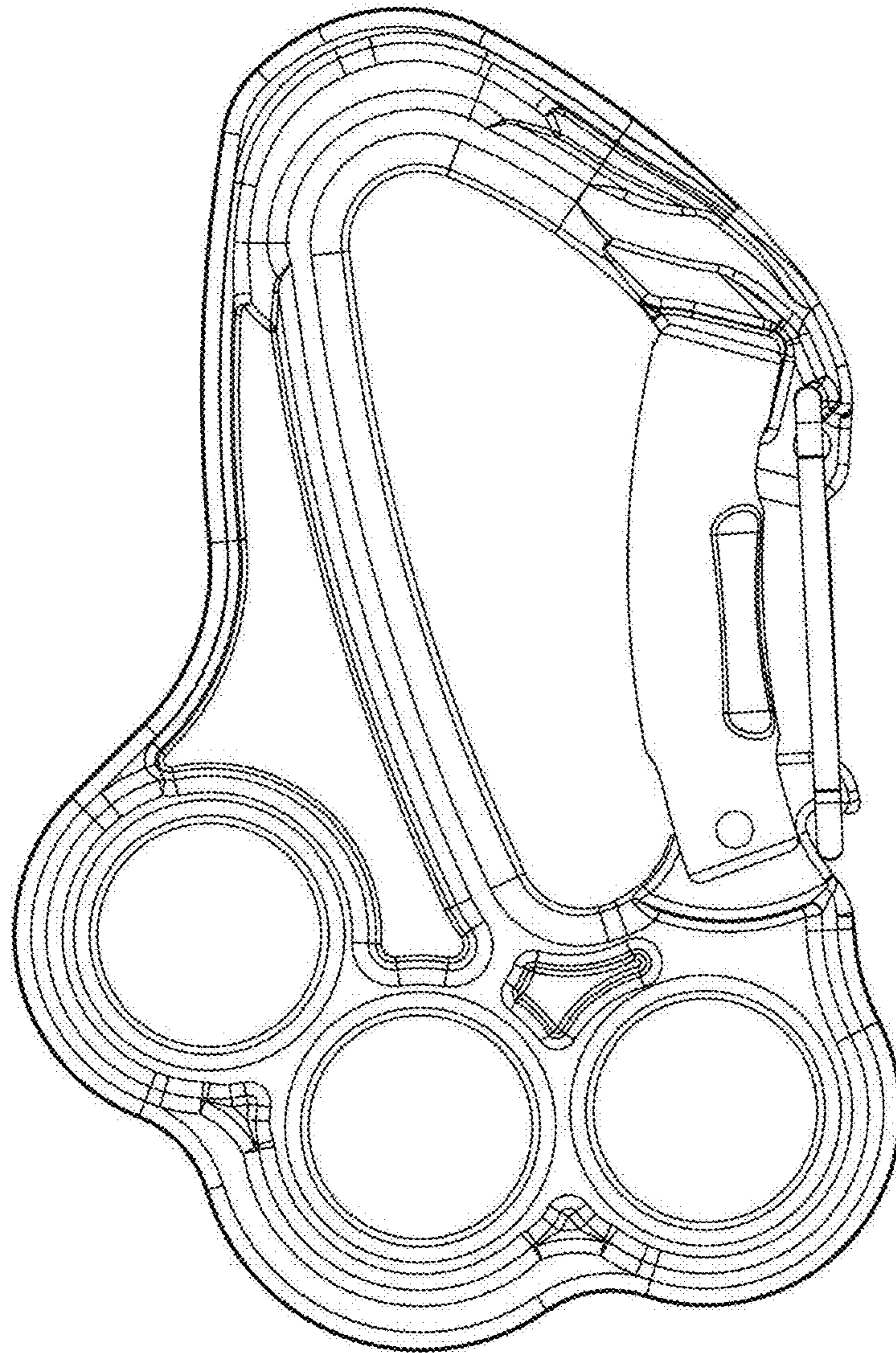


FIG. 3

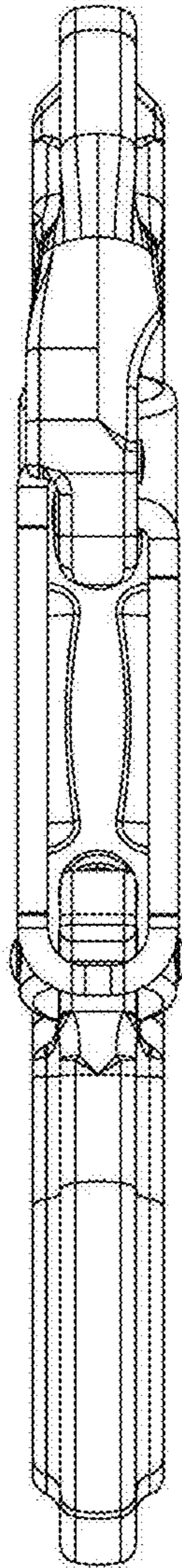


FIG. 4




FIG. 5




FIG. 6

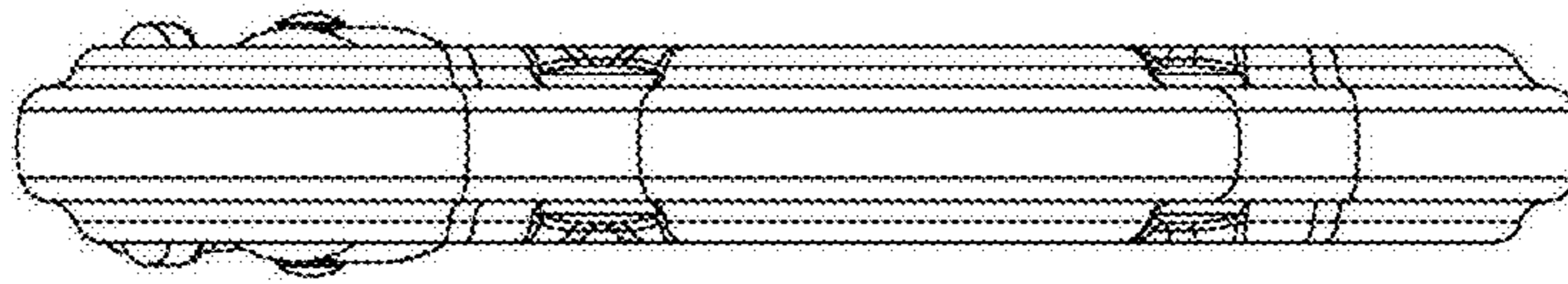


FIG. 7