



US00D836382S

(12) **United States Design Patent** (10) **Patent No.:** **US D836,382 S**  
**Demers et al.** (45) **Date of Patent:** **\*\* Dec. 25, 2018**

(54) **PIE PAN**  
(71) Applicant: **Anchor Hocking, LLC**, Columbus, OH (US)  
(72) Inventors: **Brian Joseph Demers**, Charlotte, NC (US); **Ludwin Miguel Mora**, Columbus, OH (US)  
(73) Assignee: **ANCHOR HOCKING, LLC**, Columbus, OH (US)  
(\*\*) Term: **15 Years**  
(21) Appl. No.: **29/615,229**  
(22) Filed: **Aug. 28, 2017**  
(51) **LOC (11) Cl.** ..... **07-02**  
(52) **U.S. Cl.**  
USPC ..... **D7/354**  
(58) **Field of Classification Search**  
USPC ..... D7/323, 354-361, 396.4, 521, 543, 545, D7/549, 550.1, 553.1-553.8, 554.1-554.4, D7/555, 562, 564, 575, 584-586, 645; D9/430-433, 455-456, 661, 737, D9/756-762; D11/151  
CPC .... A21B 3/00; A21B 3/13; A21B 3/15; A21B 3/134; A21B 5/00; A21B 5/02; A47J 36/022; A47J 36/025; A47J 36/027; A47J 37/00; A47J 37/04; B65D 1/22; B65D 1/24; B65D 1/34; B65D 1/36; B65D 81/343; B65D 85/36  
See application file for complete search history.

D456,306 S \* 4/2002 Master ..... D11/151  
D551,911 S \* 10/2007 Hayes ..... D7/396.5  
D576,840 S \* 9/2008 Hayes ..... D7/585  
D648,976 S \* 11/2011 Thurlow ..... D7/354  
D656,034 S \* 3/2012 Wanders ..... D9/428  
D674,244 S \* 1/2013 Sar Shalom ..... D7/306  
D694,578 S \* 12/2013 Eide ..... D7/396.4  
D699,075 S \* 2/2014 Mariotti ..... D7/521  
D734,102 S \* 7/2015 Schonfeld ..... D7/645  
D734,990 S \* 7/2015 Pople ..... D7/575


\* cited by examiner  
*Primary Examiner* — Ricky Pham  
(74) *Attorney, Agent, or Firm* — Tucker Ellis LLP; Carlos Garritano

(57) **CLAIM**  
The ornamental design for a pie pan, as shown and described.

**DESCRIPTION**  
FIG. 1 is a top perspective view of a pie pan showing the new design.  
FIG. 2 is a side view thereof, the opposite side view being a mirror image thereof.  
FIG. 3 is a front view thereof, the opposite rear view being a mirror image thereof.  
FIG. 4 is a top view thereof.  
FIG. 5 is a side cross section view taken along line 5-5 of FIG. 4; and,  
FIG. 6 is a bottom view thereof.  
The evenly-spaced broken lines in the drawings are included for purpose of illustrating portions of the pie pan that form no part of the claimed design. The dot-dash-dot broken lines in the drawings are included for the purpose of defining the boundary of the claim, it being understood that the dot-dash-dot broken lines themselves form no part of the claimed design.

**1 Claim, 4 Drawing Sheets**

(56) **References Cited**  
U.S. PATENT DOCUMENTS  
D283,389 S \* 4/1986 Durand ..... D7/564  
D404,258 S \* 1/1999 Indekeu ..... D7/545  
D424,934 S \* 5/2000 McCann ..... D7/562






FIG. 1




FIG. 2




FIG. 3

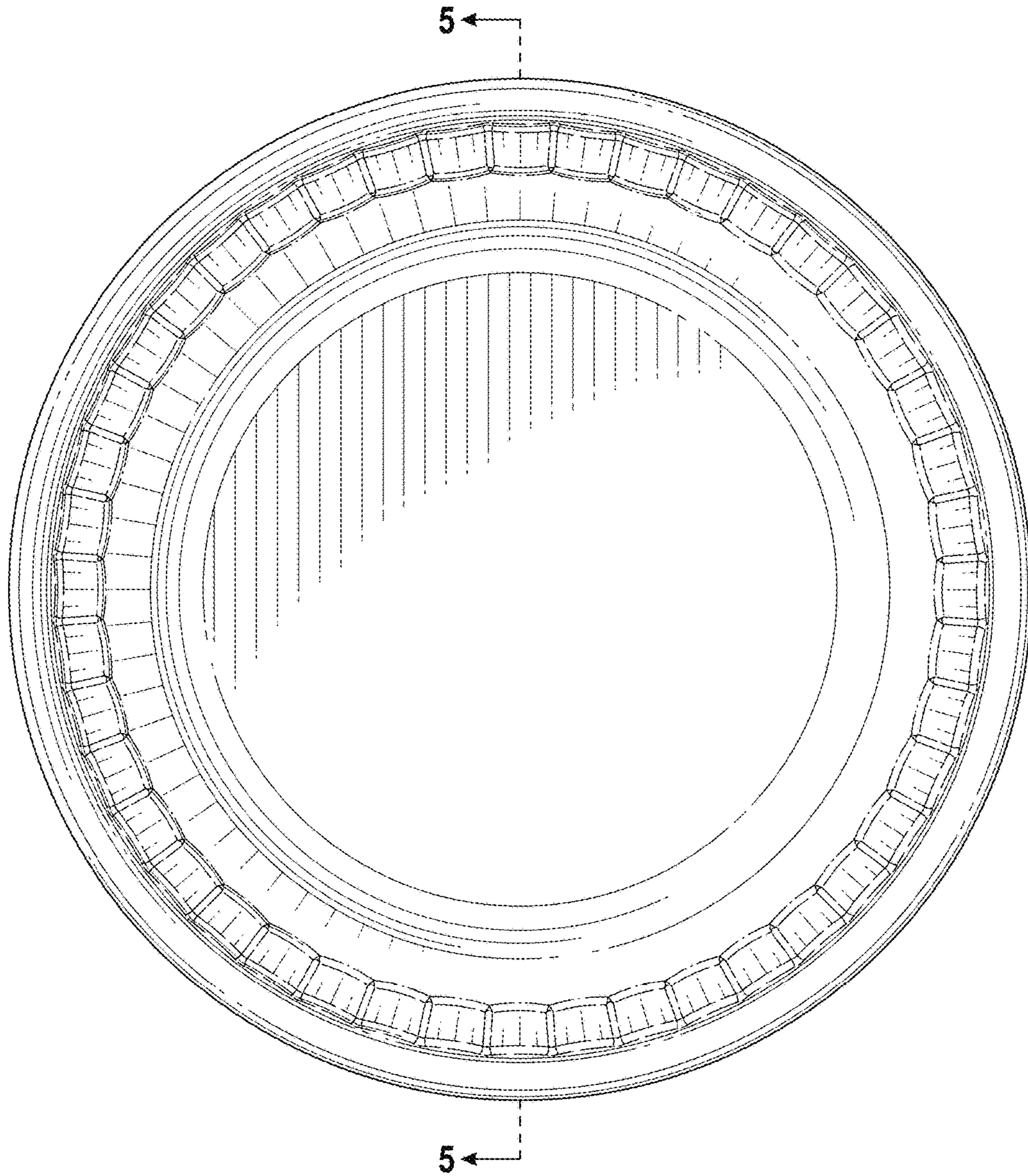


FIG. 4

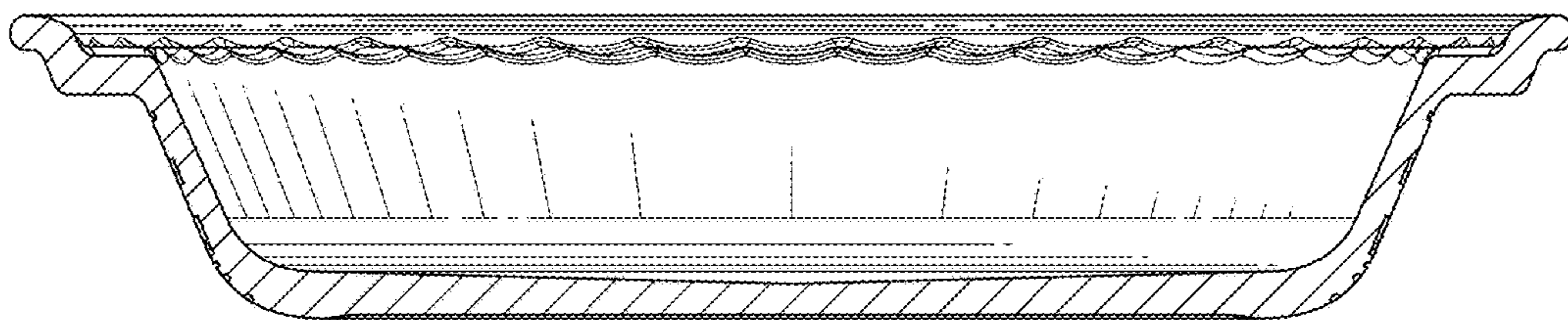


FIG. 5




FIG. 6