

US00D836378S

(12) **United States Design Patent** (10) **Patent No.:** **US D836,378 S**
Kim et al. (45) **Date of Patent:** **** *Dec. 25, 2018**

(54) **MICROWAVE OVEN**
(71) Applicant: **LG ELECTRONICS INC.**, Seoul (KR)
(72) Inventors: **Sooyeon Kim**, Seoul (KR); **Hanjin Jung**, Seoul (KR); **Inhwan Ryu**, Seoul (KR)
(73) Assignee: **LG ELECTRONICS INC.**, Seoul (KR)
(*) Notice: This patent is subject to a terminal disclaimer.
(**) Term: **15 Years**

D540,105 S * 4/2007 Lee D7/351
D561,529 S * 2/2008 Suh D7/351
D562,057 S * 2/2008 Kim D7/351
D582,211 S * 12/2008 Green D7/405
D584,101 S * 1/2009 Kim D7/351
D599,163 S * 9/2009 Oomae D7/351
D633,329 S * 3/2011 Baek D7/351
D639,105 S * 6/2011 Shin D7/351
D657,607 S * 4/2012 Ohmae D7/351
D665,219 S * 8/2012 Ohmae D7/351
D722,816 S * 2/2015 Lee D7/405
D762,416 S * 8/2016 Kim D7/405
D769,669 S * 10/2016 Kim D7/351
D772,646 S * 11/2016 Kim D7/405
D773,235 S * 12/2016 Chung D7/351
D780,511 S * 3/2017 Chung D7/405
D780,513 S * 3/2017 Bergese D7/405
D823,044 S * 7/2018 Barnard D7/351

* cited by examiner

(21) Appl. No.: **35/503,674**

(22) Filed: **Mar. 9, 2017**

(80) **Hague Agreement Data**

Int. Filing Date: **Mar. 9, 2017**
Int. Reg. No.: **DM/095297**
Int. Reg. Date: **Mar. 9, 2017**
Int. Reg. Pub. Date: **Sep. 15, 2017**

Primary Examiner — Sheryl Lane
Assistant Examiner — Nicole C Shiflet
(74) *Attorney, Agent, or Firm* — Birch, Stewart, Kolasch & Birch, LLP

(51) **LOC (11) Cl.** **07-02**

(52) **U.S. Cl.**
USPC **D7/351**

(58) **Field of Classification Search**
USPC D7/402–408, 323, 331–335, 339–340, D7/346–349, 350.1–351
CPC .. H05B 1/0261; H05B 1/0263; H05B 1/0266; F24C 3/00; F24C 3/002; F24C 3/008; F24C 5/00; F24C 7/00; F24C 15/02; F24C 15/024
See application file for complete search history.

(57) **CLAIM**

The ornamental design for a microwave oven, as shown and described.

(56) **References Cited**

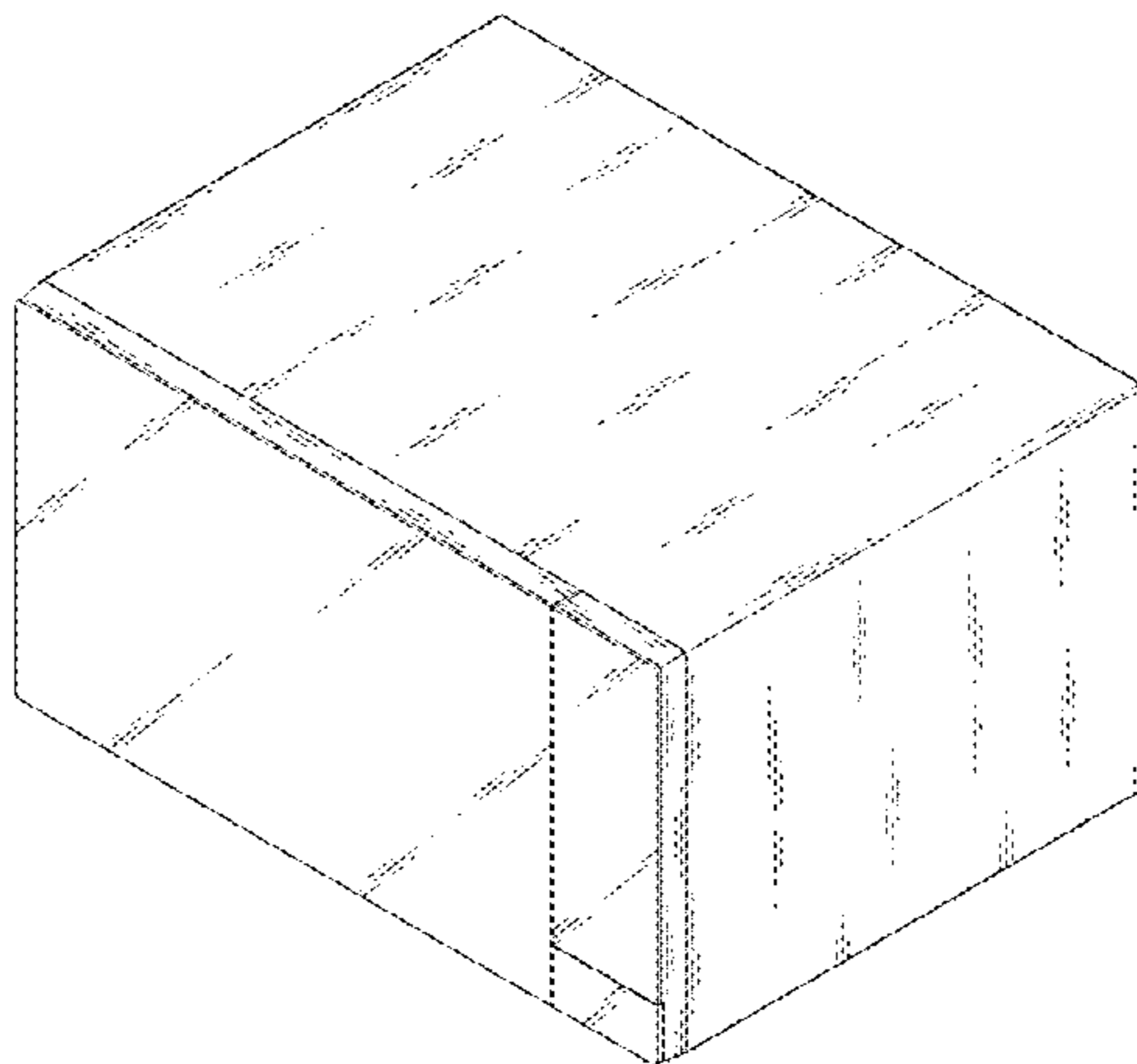
U.S. PATENT DOCUMENTS

D430,452 S * 9/2000 Noda D7/351
D476,521 S * 7/2003 Fukuda D7/351

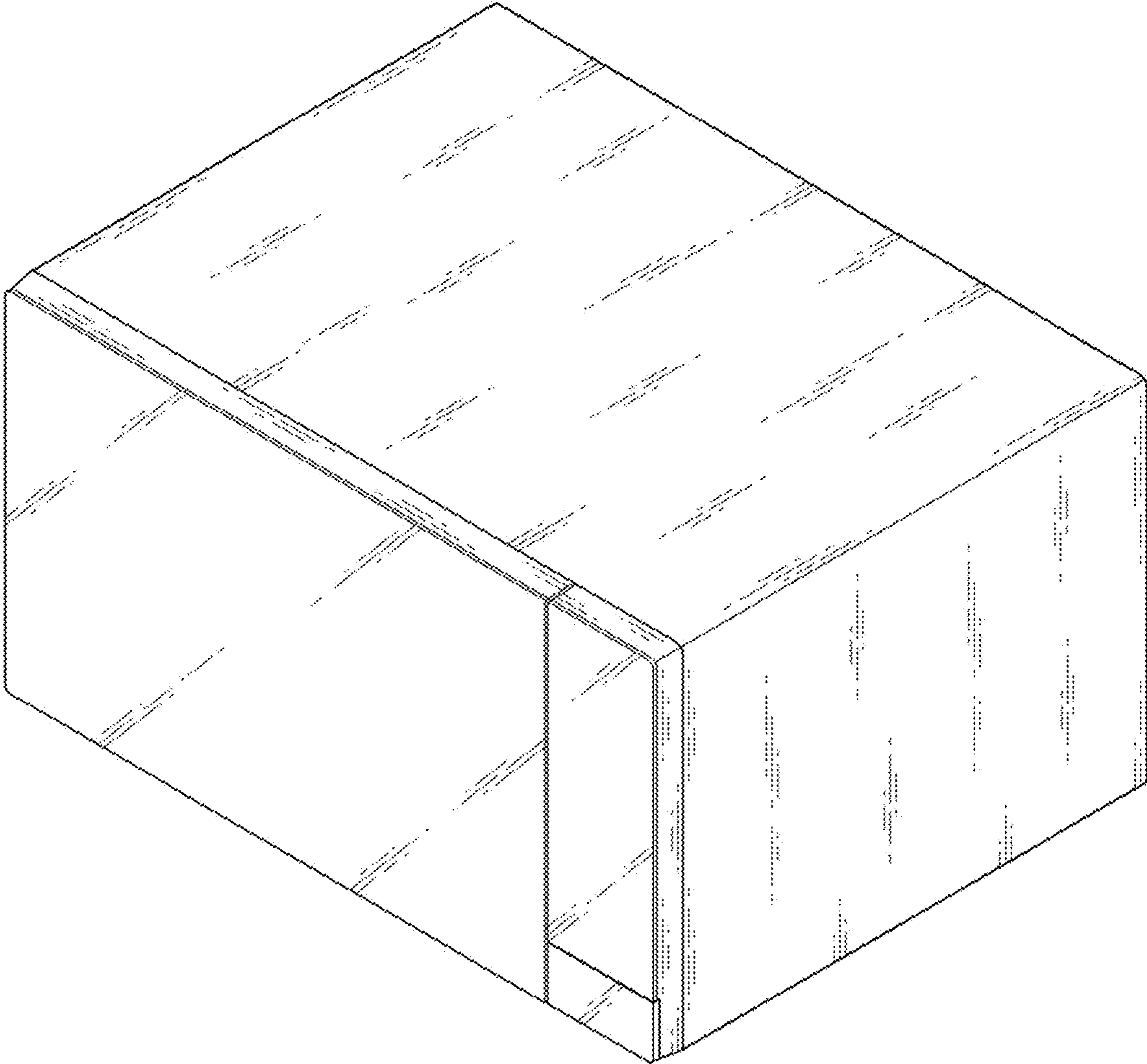
DESCRIPTION

1. Microwave oven
1.1 is a perspective view of a microwave oven, showing our new design;
1.2 is a front elevation view thereof;
1.3 is a rear elevation view thereof;
1.4 is a left-side elevation view thereof;
1.5 is a right-side elevation view thereof;
1.6 is a top plan view thereof; and,
1.7 is a bottom plan view thereof.

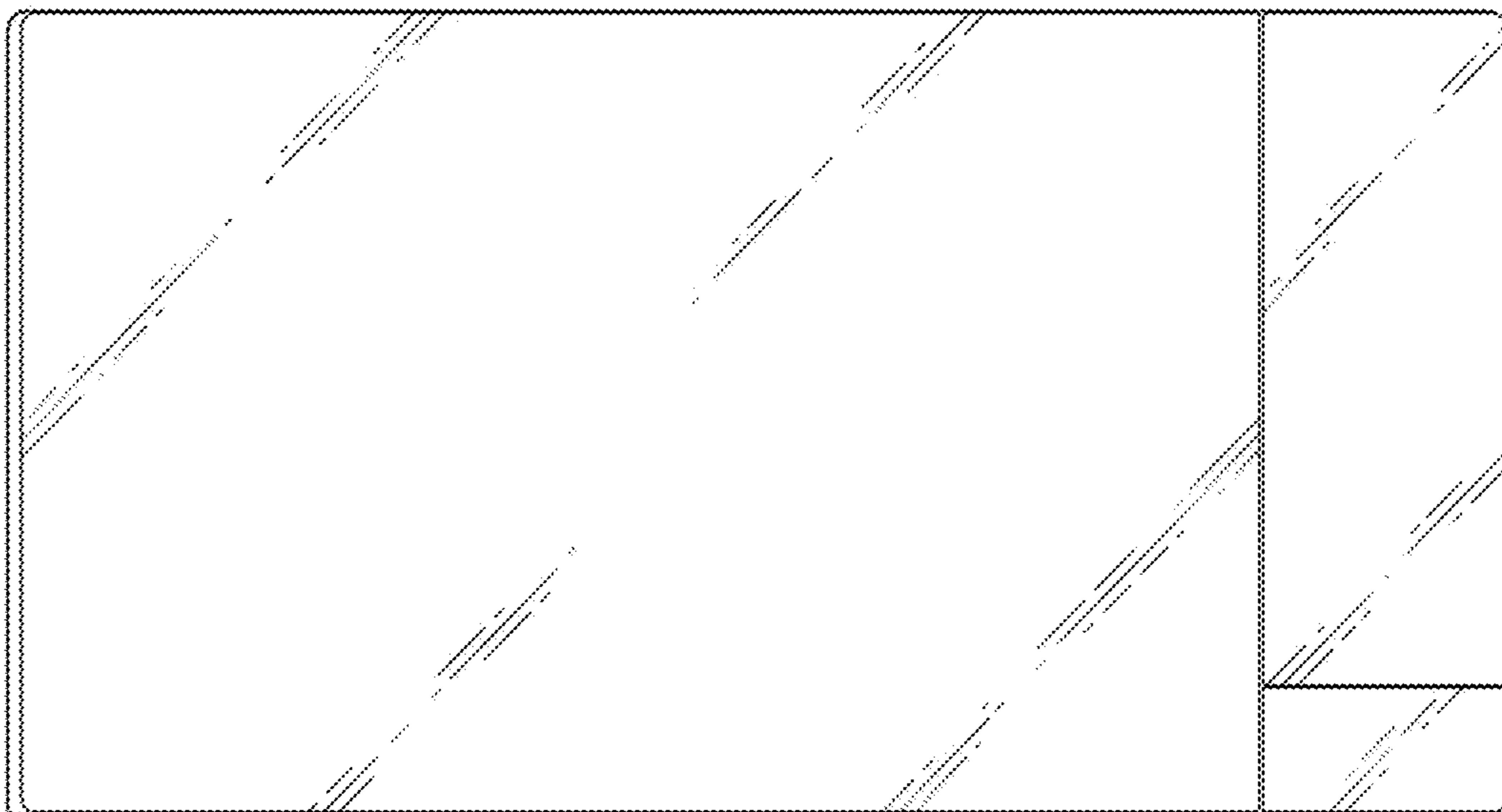
1 Claim, 7 Drawing Sheets




1.1




1.2




1.3




1.4



1.5



1.6



1.7

