

US00D836374S

(12) **United States Design Patent**
Kim et al.

(10) **Patent No.:** **US D836,374 S**
(45) **Date of Patent:** **** Dec. 25, 2018**

(54) **OVEN WITH GAS RANGE**
(71) Applicant: **LG ELECTRONICS INC.**, Seoul (KR)
(72) Inventors: **Sooyeon Kim**, Seoul (KR); **Miyoung Kim**, Seoul (KR); **Songyi Han**, Seoul (KR)
(73) Assignee: **LG ELECTRONICS INC.**, Seoul (KR)
(**) Term: **15 Years**
(21) Appl. No.: **35/502,297**
(22) Filed: **Jul. 14, 2016**
(80) **Hague Agreement Data**
Int. Filing Date: **Jul. 14, 2016**
Int. Reg. No.: **DM/091762**
Int. Reg. Date: **Jul. 14, 2016**
Int. Reg. Pub. Date: **Jan. 20, 2017**

5,083,915 A * 1/1992 Riehl F24C 3/103
126/39 E
5,085,202 A * 2/1992 Riehl F24C 3/085
126/39 R
5,112,218 A * 5/1992 Sigler F24C 3/103
126/39 E
5,133,334 A * 7/1992 Riehl F23D 14/06
126/39 R
5,139,417 A * 8/1992 Ghassemzadeh F23D 14/06
126/39 H
5,149,262 A * 9/1992 Riehl F23D 14/06
126/39 H
5,152,276 A * 10/1992 Brock F24C 3/103
126/39 E
5,160,255 A * 11/1992 Sigler F23Q 3/006
126/39 E
5,160,256 A * 11/1992 Riehl F24C 3/103
126/39 BA
5,397,234 A * 3/1995 Kwiatek F24C 3/103
126/39 E
D369,517 S * 5/1996 Ferlin D7/407
(Continued)

Primary Examiner — Richard E Chilcot
(74) *Attorney, Agent, or Firm* — Birch, Stewart, Kolasch & Birch, LLP

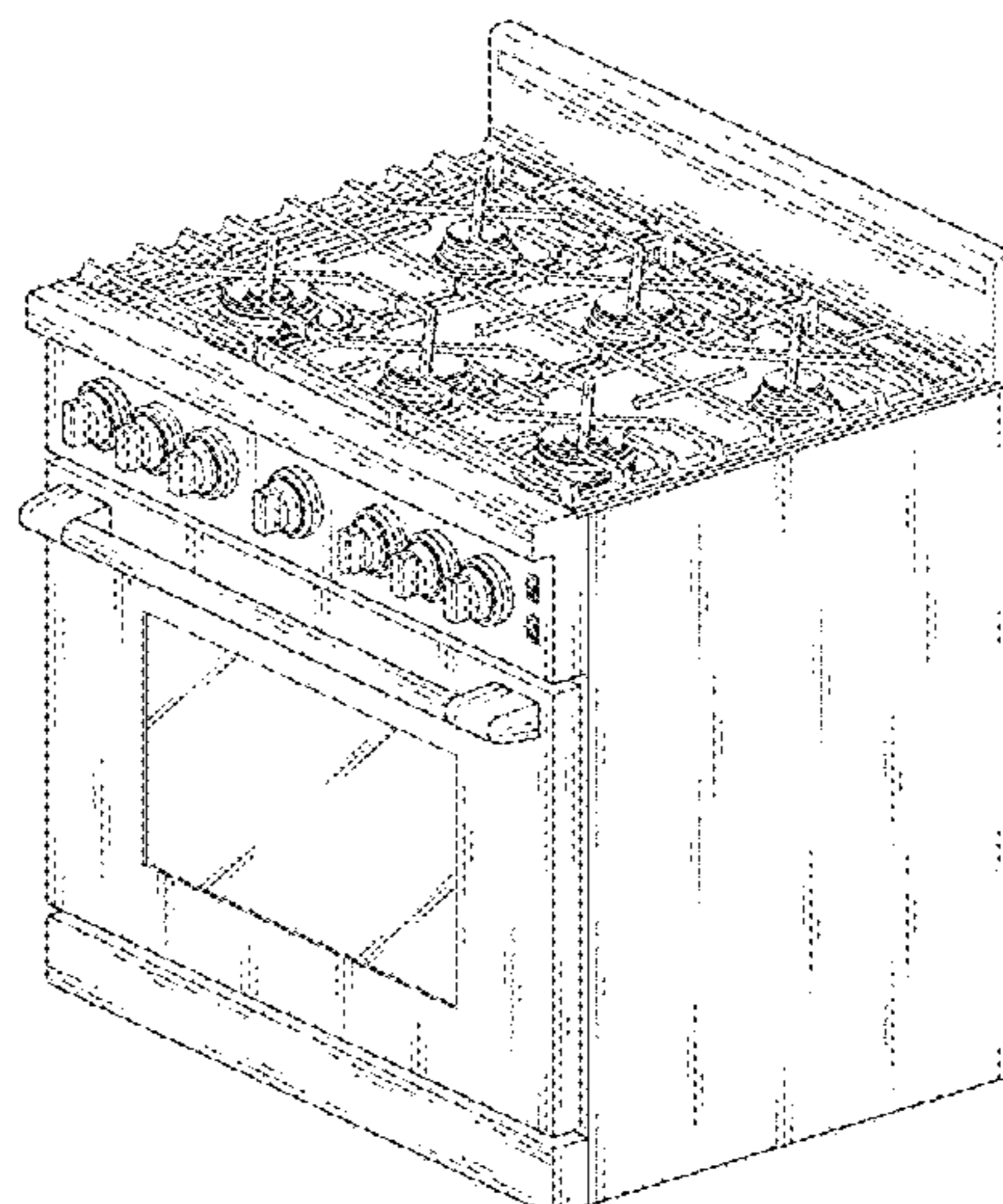
(30) **Foreign Application Priority Data**
Feb. 23, 2016 (KR) 30-2016-0008361
(51) **LOC (11) Cl.** **07-02**
(52) **U.S. Cl.**
USPC **D7/340**
(58) **Field of Classification Search**
USPC D7/323, 328, 336–349, 363, 387,
D7/402–408
CPC .. F23D 14/02; F24C 7/00; F24C 7/002; F24C
7/046; F24C 7/067; F24C 15/02
See application file for complete search history.

(57) **CLAIM**
The ornamental design for an oven with gas range, as shown and described.

(56) **References Cited**
U.S. PATENT DOCUMENTS
5,002,038 A * 3/1991 Riehl F23D 14/06
126/39 H
5,040,970 A * 8/1991 Riehl F23D 14/06
126/39 E

DESCRIPTION
1. Oven with gas range
1.1 is a perspective view of an oven with gas range, showing our new design;
1.2 is a front elevation view thereof;
1.3 is a rear elevation view thereof;
1.4 is a left-side elevation view thereof;
1.5 is a right-side elevation view thereof;
1.6 is a top plan view thereof; and
1.7 is a bottom plan view thereof.

1 Claim, 7 Drawing Sheets



(56)

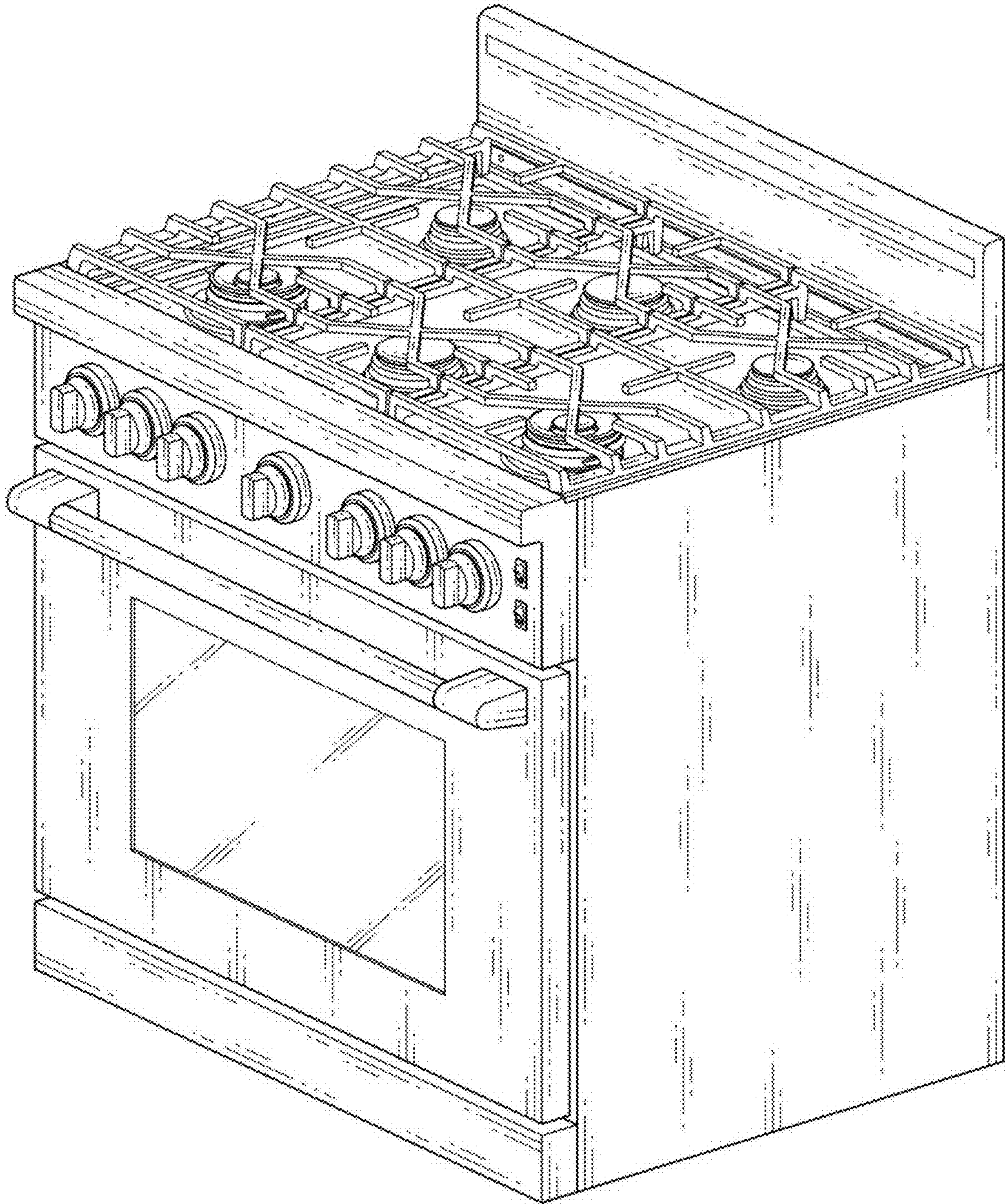
References Cited

U.S. PATENT DOCUMENTS

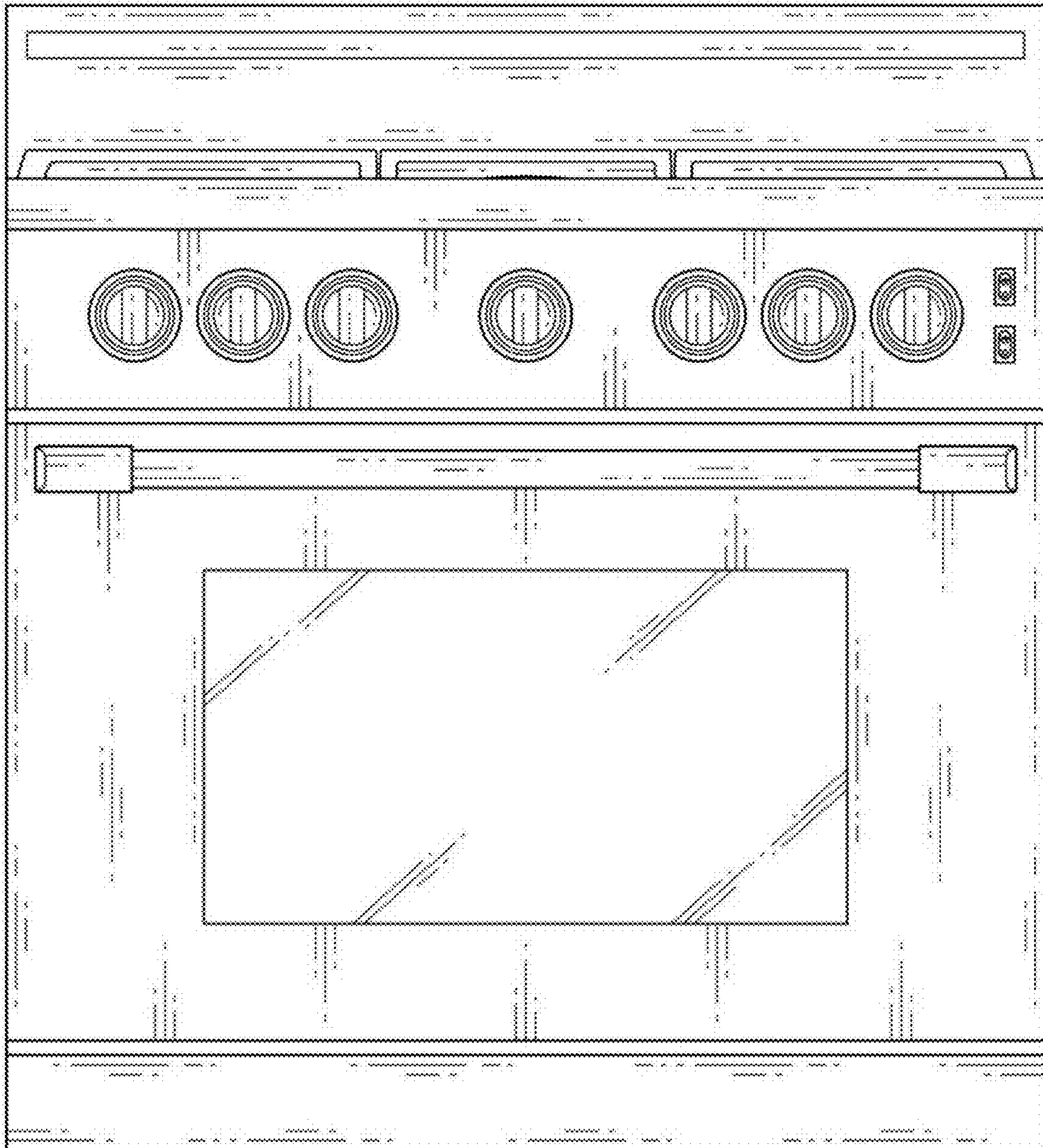
7,017,572 B2 * 3/2006 Cadima F23D 14/06
 126/39 E
 D524,105 S * 7/2006 Poltronieri D7/407
 D564,296 S * 3/2008 Koch D7/407
 D580,224 S * 11/2008 Geiger D7/408
 D581,214 S * 11/2008 Rosa D7/407
 D581,215 S * 11/2008 Geiger D7/408
 D581,736 S * 12/2008 Besseas D7/407
 D584,567 S * 1/2009 Hughes D7/407
 D585,241 S * 1/2009 Geiger D7/408
 D589,740 S * 4/2009 Strayle D7/346
 D597,373 S * 8/2009 Geiger D7/408
 D597,374 S * 8/2009 Geiger D7/408
 D609,960 S * 2/2010 Cutino D7/346
 D610,870 S * 3/2010 Westers D7/407
 7,841,332 B2 * 11/2010 Pottenger F23D 14/06
 126/39 E
 D628,431 S * 12/2010 Funnell D7/346
 D629,638 S * 12/2010 Funnell D7/346
 D634,579 S * 3/2011 Funnell, II D7/346
 D634,580 S * 3/2011 Funnell, II D7/346
 D642,675 S * 8/2011 Scribano D23/415
 D678,722 S * 3/2013 Lona Santoyo D7/407
 D682,028 S * 5/2013 Preisler D7/407
 D685,225 S * 7/2013 Santoyo D7/407
 D687,675 S * 8/2013 Filho D7/407
 D697,369 S * 1/2014 Lona Santoyo D7/407
 D704,508 S * 5/2014 Nordwall D7/346
 D743,203 S * 11/2015 Filho D7/407
 D745,321 S * 12/2015 Koch D7/407
 D758,129 S * 6/2016 Filho D7/407
 D766,036 S * 9/2016 Koch D7/407
 D772,647 S * 11/2016 Zambruni D7/407
 D775,888 S * 1/2017 Kim D7/337
 D787,041 S * 5/2017 Lah D23/415

* cited by examiner


1.1



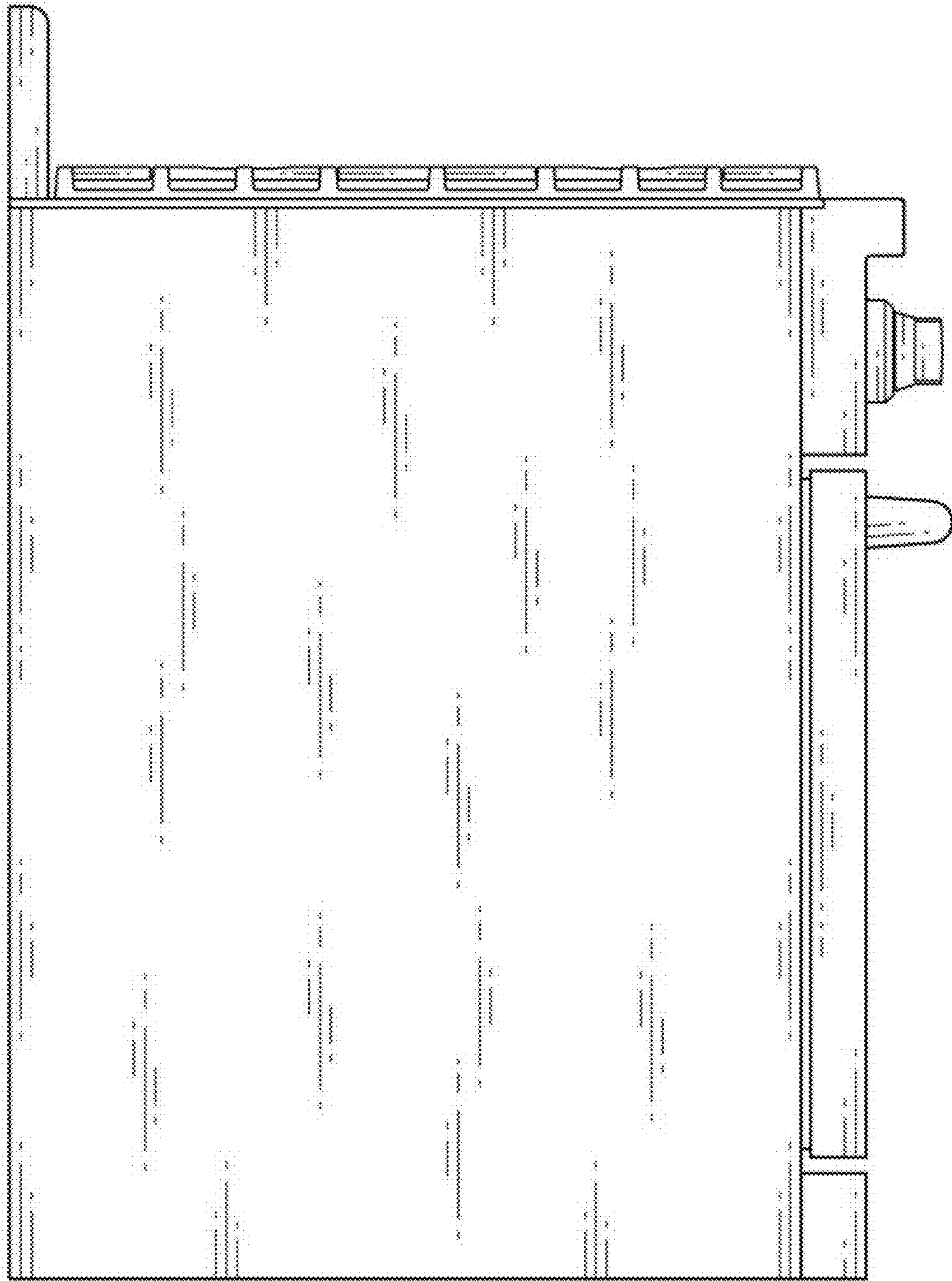
1.2



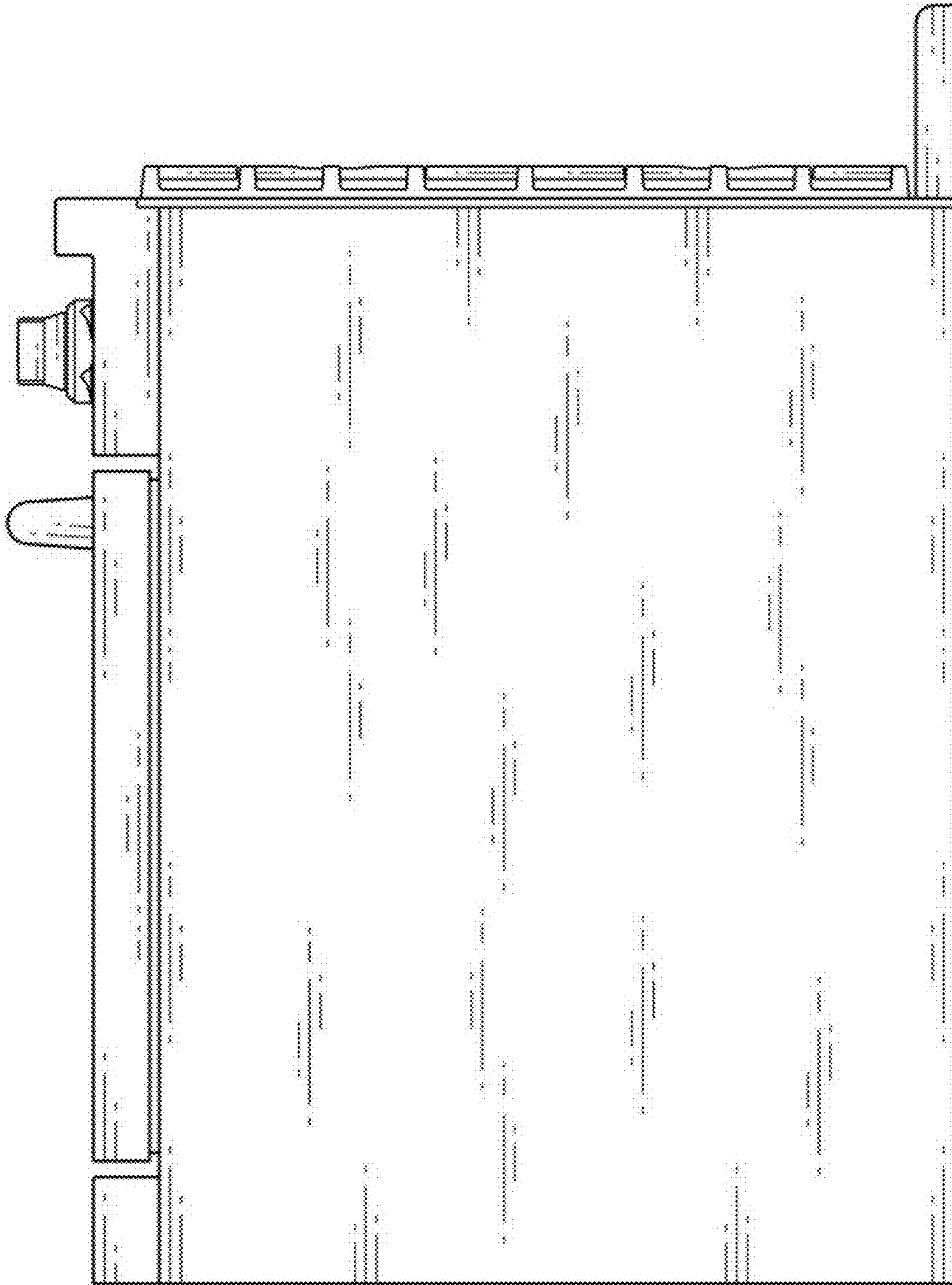
1.3



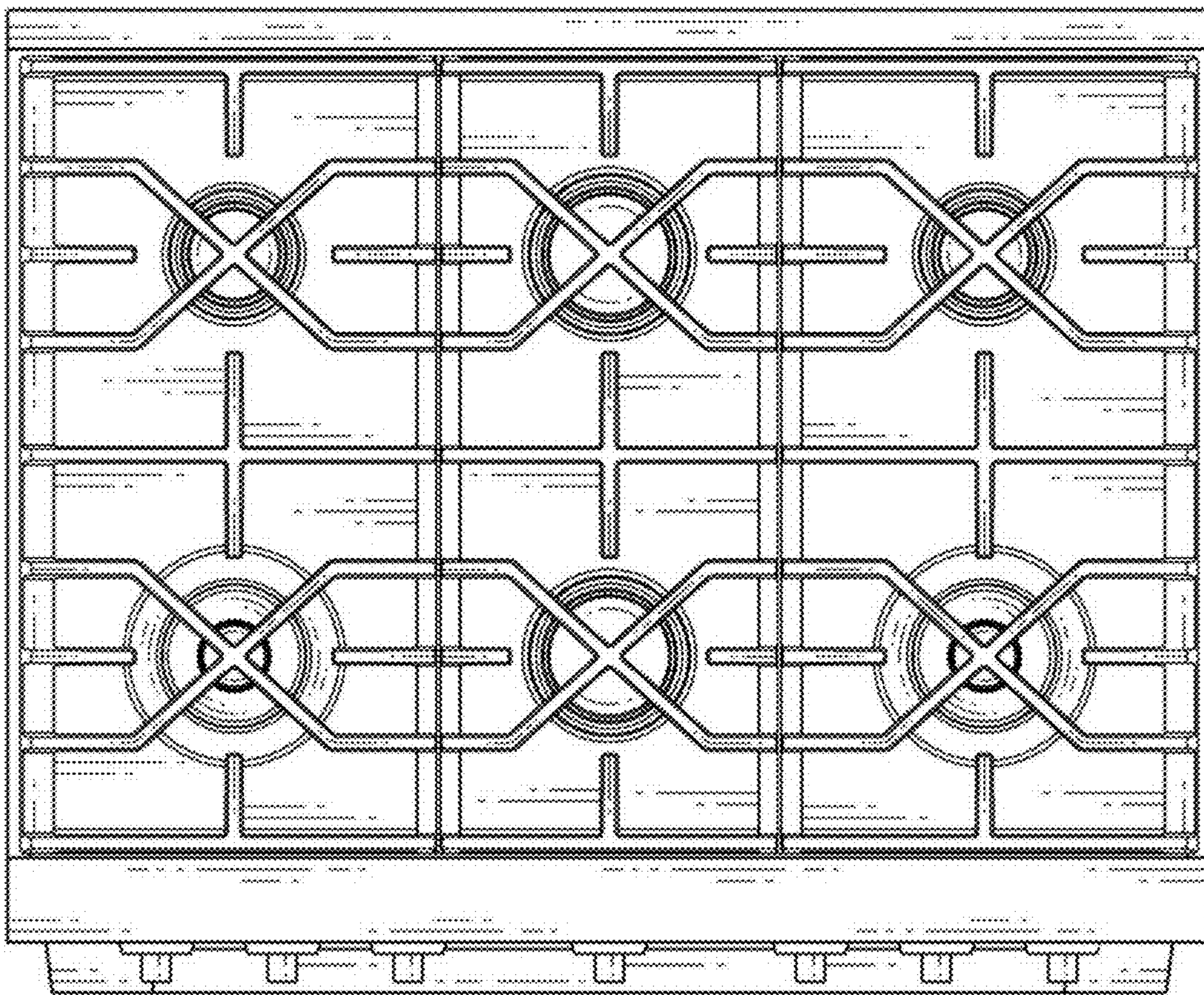
1.4



1.5



1.6



1.7

