



US00D836364S

(12) **United States Design Patent** (10) **Patent No.:** **US D836,364 S**
Hammett (45) **Date of Patent:** **** Dec. 25, 2018**

(54) **TOWEL WITH HEADREST**
(71) Applicant: **Thomas Hammett**, San Clemente, CA (US)
(72) Inventor: **Thomas Hammett**, San Clemente, CA (US)
(**) Term: **15 Years**
(21) Appl. No.: **29/587,090**
(22) Filed: **Dec. 9, 2016**
(51) **LOC (11) Cl.** **06-13**
(52) **U.S. Cl.**
USPC **D6/608**
(58) **Field of Classification Search**
USPC D6/582-583, 587-592, 595-609, D6/617-622; D21/803-809; D20/11, 17, D20/22, 27; D24/189; D9/457
CPC A47G 9/00; A47G 2009/001; A47G 2009/002; A47G 2009/003; A47G 2009/005; A47G 2009/006; A47G 9/02; A47G 9/0207; A47G 9/0215; A47G 9/0223; A47G 9/023; A47G 9/0238; A47G 9/0246; A47G 9/0253; A47G 9/0261; A47G 9/06; A47G 9/062; A47G 9/066; A47G 9/068; A47G 9/08; A47G 2009/0276; A47G 9/0284; A47G 9/0292; A47G 9/04; A47G 9/10
See application file for complete search history.

D221,400 S * 8/1971 O'Donnell 248/346.5
D241,718 S * 10/1976 Hourabine D9/457
D242,954 S * 1/1977 Rand D24/189
D308,080 S * 5/1990 Sachs D20/22
5,073,428 A * 12/1991 Lancelot A47G 27/0206
428/120
D325,143 S * 4/1992 Franzese D6/595
D398,805 S * 9/1998 Sigmon D6/608
D402,493 S * 12/1998 Cothren D6/596
6,073,902 A * 6/2000 Hiles F16M 13/022
248/176.1
6,177,165 B1 * 1/2001 Robbins, III A47G 27/0206
248/346.01
D450,356 S * 11/2001 Ling D21/478
D472,468 S * 4/2003 Kardush D9/457
D478,510 S * 8/2003 Kumakura D9/415
D502,031 S * 2/2005 Cassidy D20/40
D505,809 S * 6/2005 Cassidy D3/319
D522,299 S * 6/2006 Robbins, III D6/582
D523,495 S * 6/2006 Carlucci D21/690
D525,876 S * 8/2006 Riley D9/702
7,255,371 B2 * 8/2007 Nikodem B42D 15/045
229/72

(Continued)

Primary Examiner — Mary Ann Calabrese
Assistant Examiner — Jennifer L Rempfer
(74) *Attorney, Agent, or Firm* — Mu P.C.

(57) **CLAIM**

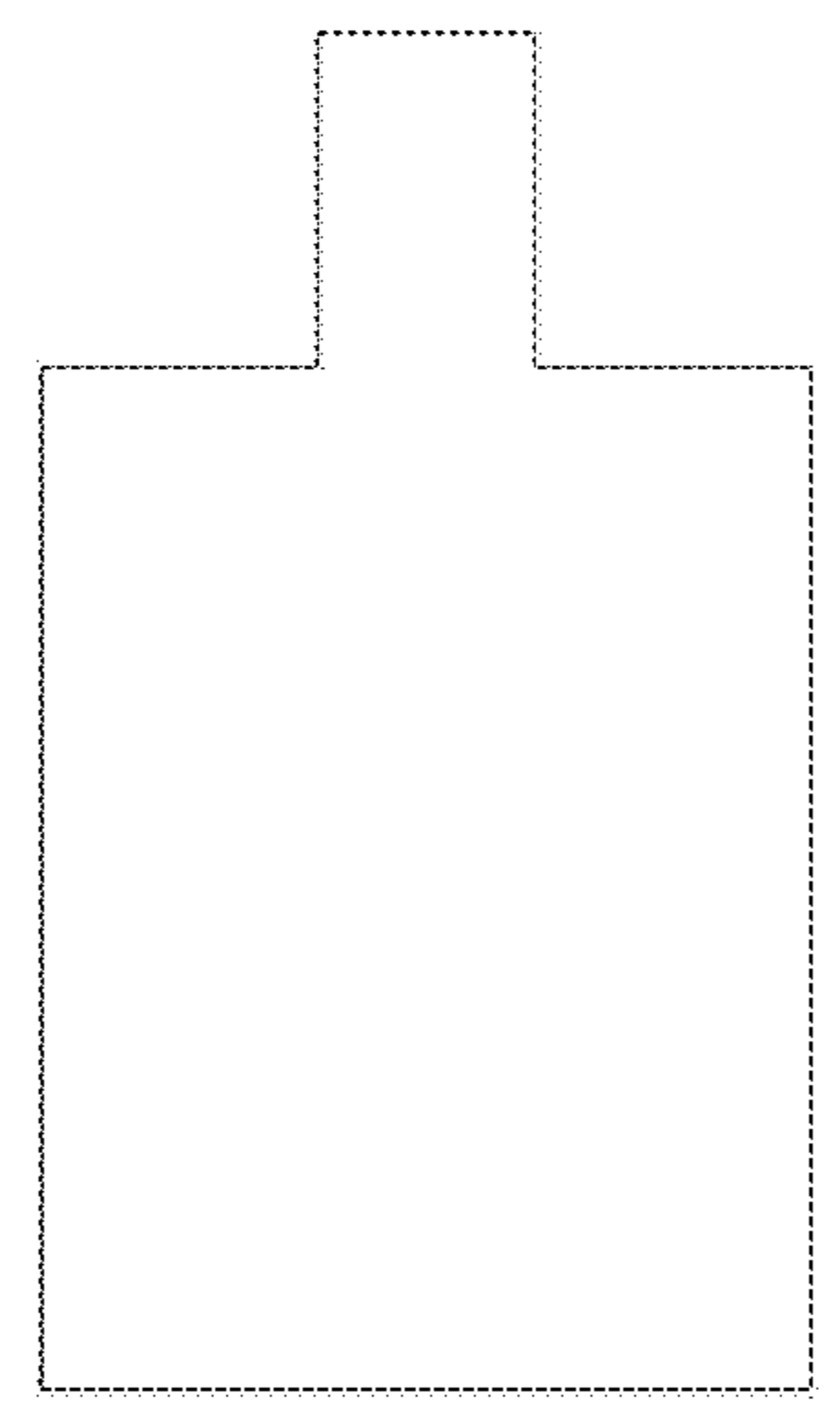
The ornamental design for a towel with a headrest, as shown and described.

DESCRIPTION

FIG. 1 is a front elevational view of a towel with a headrest showing my new design;
FIG. 2 is a rear elevational view thereof;
FIG. 3 is a top plan view thereof;
FIG. 4 is a bottom plan view thereof;
FIG. 5 is a left side elevational view thereof; and,
FIG. 6 is a right side elevational view thereof.

1 Claim, 6 Drawing Sheets

(56) **References Cited**
U.S. PATENT DOCUMENTS
D185,477 S * 6/1959 Wuollett 297/452.26
3,222,695 A * 12/1965 Brown A41B 13/00
5/417
3,333,805 A * 8/1967 Cochran A47B 91/12
15/215
3,427,705 A * 2/1969 Campbell A47G 27/0206
156/163



(56)

References Cited

U.S. PATENT DOCUMENTS

D562,047 S * 2/2008 Franco D6/597
D573,758 S * 7/2008 Van Trojen D29/120.1
D632,626 S * 2/2011 Koblenzer D12/203
D642,844 S * 8/2011 Cheris D6/582
D665,595 S * 8/2012 Francis D6/406.3
8,286,882 B2 * 10/2012 Norman G06K 19/07758
206/5
D706,059 S * 6/2014 Dirnfeld B32B 5/18
D6/592
D712,245 S * 9/2014 Lew D9/415
D712,328 S * 9/2014 Koblenzer D12/203
D715,714 S * 10/2014 Assil D12/203
D734,232 S * 7/2015 Chang D12/203
D734,849 S * 7/2015 Conforti D24/124
D735,345 S * 7/2015 Spiteri D24/189
9,085,255 B2 * 7/2015 Krobok B60N 2/5642
9,254,231 B2 * 2/2016 Vrzalik A61G 7/057
D760,849 S * 7/2016 Iverson D21/480
D783,842 S * 4/2017 Cerra D24/189
D816,544 S * 5/2018 Anderson D11/165
9,962,027 B2 * 5/2018 Amrine A47G 27/0206
2005/0066505 A1 * 3/2005 Iqbal A47C 7/72
29/428
2013/0136899 A1 * 5/2013 Milella, Jr. B60N 3/048
428/172

* cited by examiner

FIG. 1

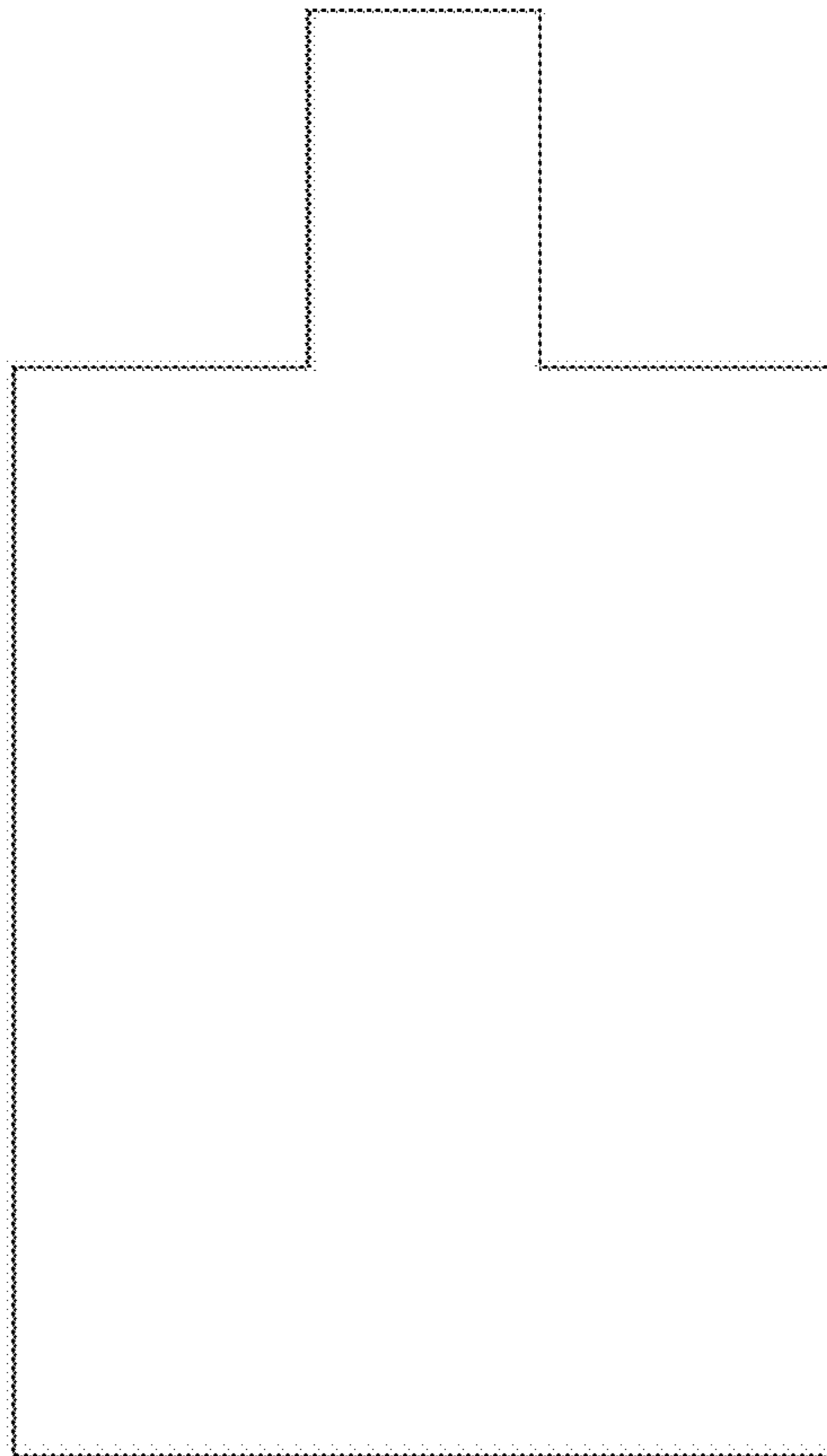


FIG. 2

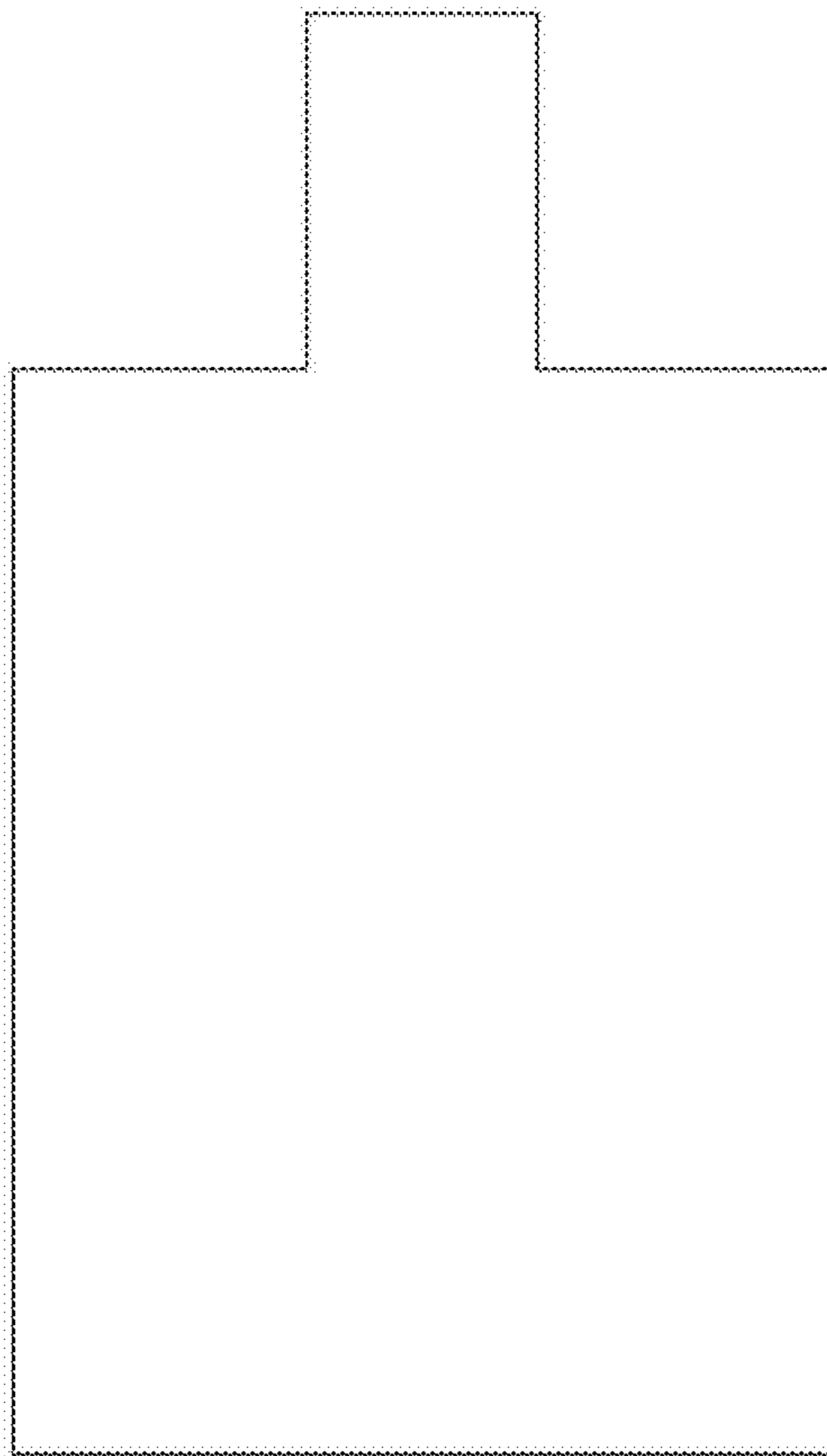


FIG. 3




FIG. 4




FIG. 5

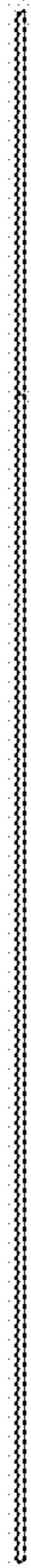


FIG. 6

