



US00D836363S

(12) **United States Design Patent**  
**Cornelius et al.**

(10) **Patent No.:** **US D836,363 S**

(45) **Date of Patent:** **\*\* Dec. 25, 2018**

(54) **SEAT CUSHION**

(71) Applicants: **Khalilah Cornelius**, Conyers, GA (US);  
**Brian Miggins**, Conyers, GA (US)

(72) Inventors: **Khalilah Cornelius**, Conyers, GA (US);  
**Brian Miggins**, Conyers, GA (US)

(73) Assignee: **Total Body Brands LLC**, Conyers, GA (US)

(\*\*) Term: **15 Years**

(21) Appl. No.: **29/621,718**

(22) Filed: **Oct. 11, 2017**

(51) **LOC (11) Cl.** ..... **06-09**

(52) **U.S. Cl.**  
USPC ..... **D6/601**

(58) **Field of Classification Search**  
USPC ..... D6/595, 596, 601, 716.5; 5/632, 633,  
5/636, 648, 652, 655.9, 656, 948-953  
CPC ..... A47G 9/00; A47G 9/10; A47G 9/1045;  
A47G 9/1054; A47G 9/1063; A47G  
9/1072; A47G 9/1081; A47G 9/109;  
A47G 1009/1027; A47G 2009/1018;  
A47C 27/001; A47C 7/021; A47C 7/022;  
A47C 7/18

See application file for complete search history.

(56) **References Cited**

**U.S. PATENT DOCUMENTS**

D294,900 S \* 3/1988 Willingham ..... D6/596  
D309,689 S \* 8/1990 Bool ..... D6/601

D395,568 S \* 6/1998 Davis ..... D6/601  
D606,354 S \* 12/2009 Abolkheir ..... D6/601  
D722,449 S \* 2/2015 Krishtul ..... D6/601  
D732,313 S \* 6/2015 Fux ..... D6/601  
D754,990 S \* 5/2016 Velasquez ..... D6/601  
D771,414 S \* 11/2016 Krishtul ..... D6/601  
D782,849 S \* 4/2017 Goddard ..... D6/601  
D805,323 S \* 12/2017 Chan ..... D6/601  
D815,859 S \* 4/2018 Jewell ..... D6/601  
2015/0108802 A1 \* 4/2015 Krishtul ..... A47C 7/022  
297/283.1

\* cited by examiner

*Primary Examiner* — R. Johnson

(74) *Attorney, Agent, or Firm* — Michael J. Bootcheck,  
LLC; Michael J. Bootcheck

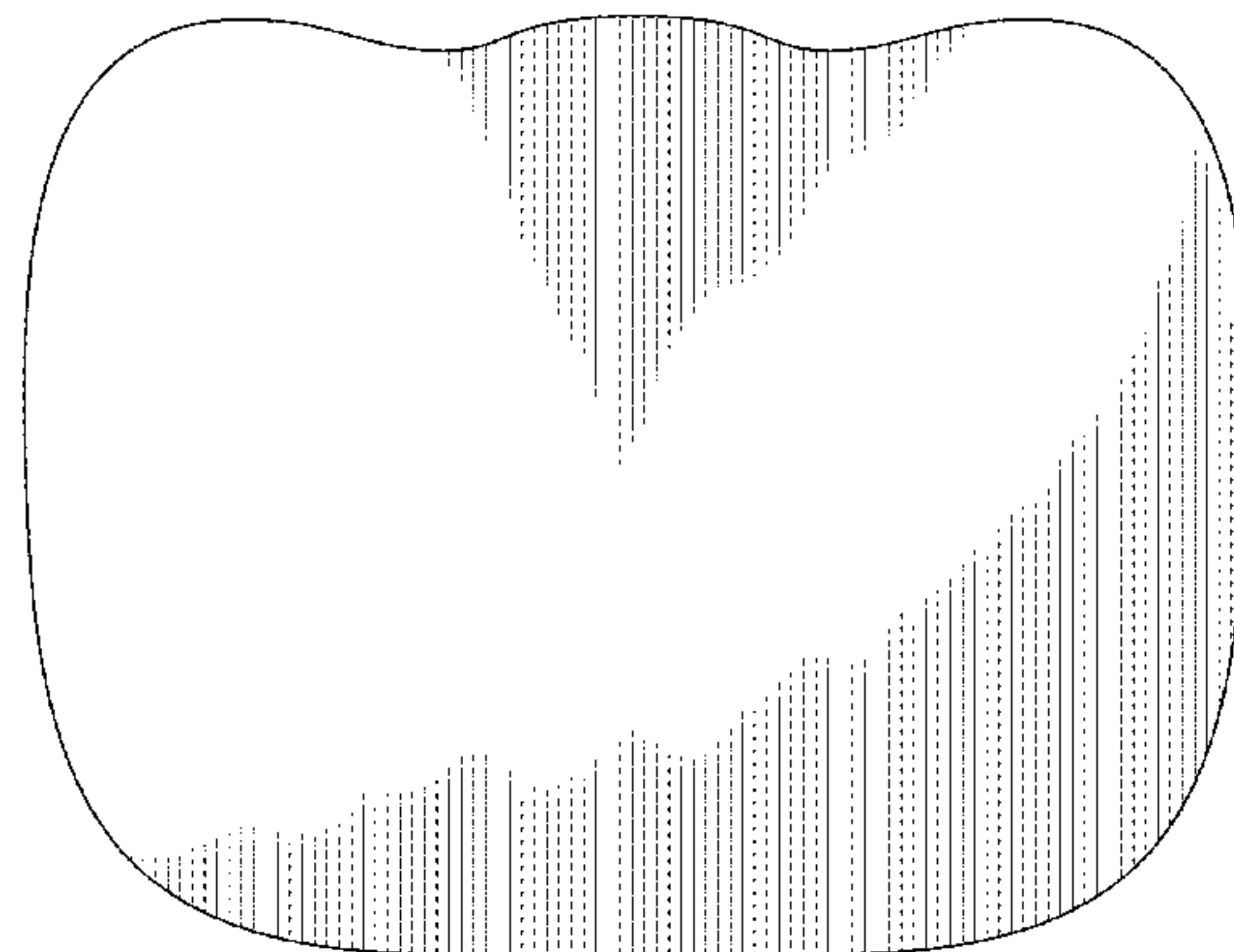
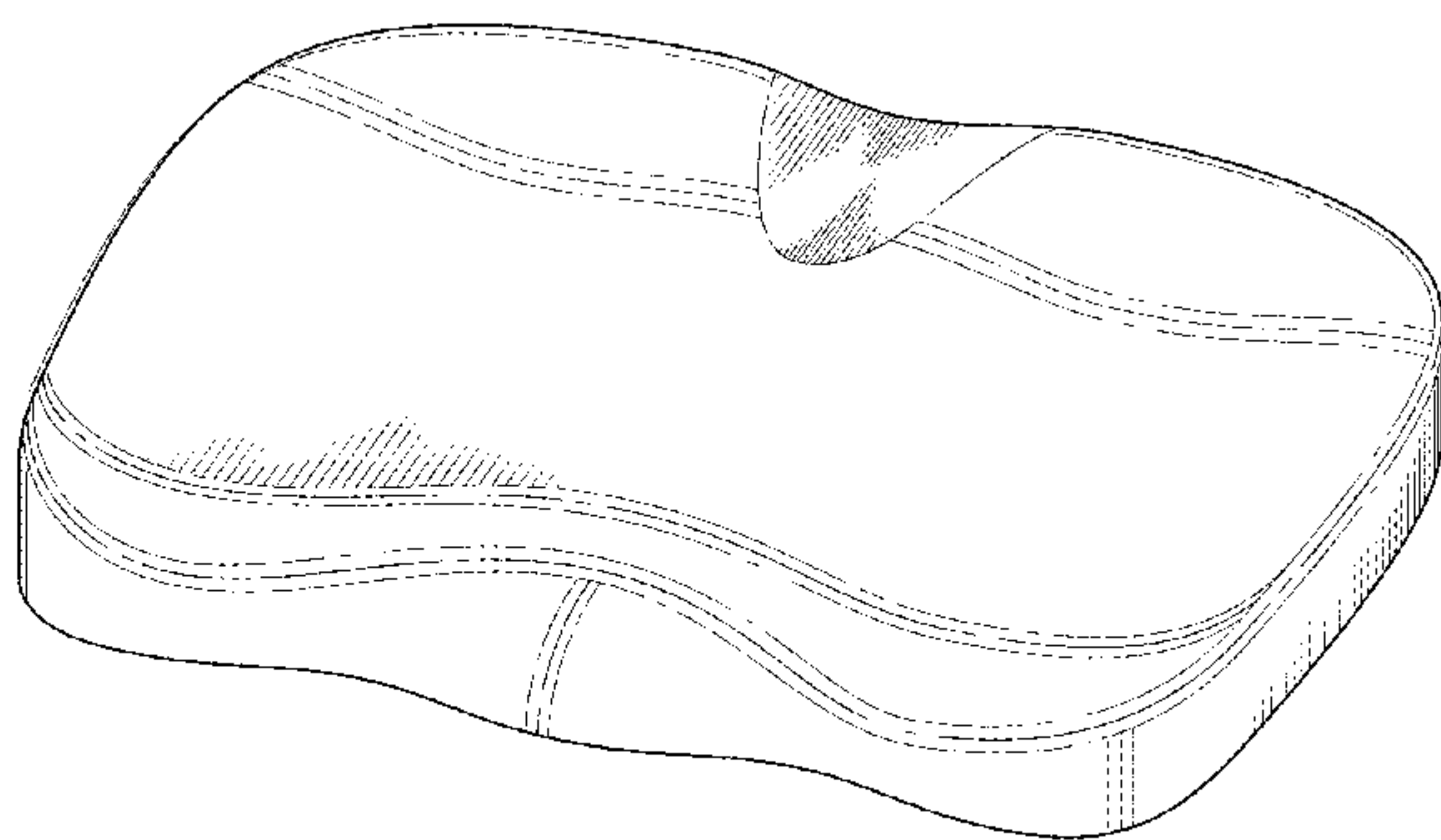
(57) **CLAIM**

The ornamental design for a seat cushion, as shown and described.

**DESCRIPTION**

FIG. 1 is a perspective view of the seat cushion;  
FIG. 2 is a front view thereof;  
FIG. 3 is a rear view thereof;  
FIG. 4 is a side view thereof;  
FIG. 5 is an opposite side view thereof;  
FIG. 6 is a top view thereof; and,  
FIG. 7 is a bottom view thereof.

**1 Claim, 4 Drawing Sheets**



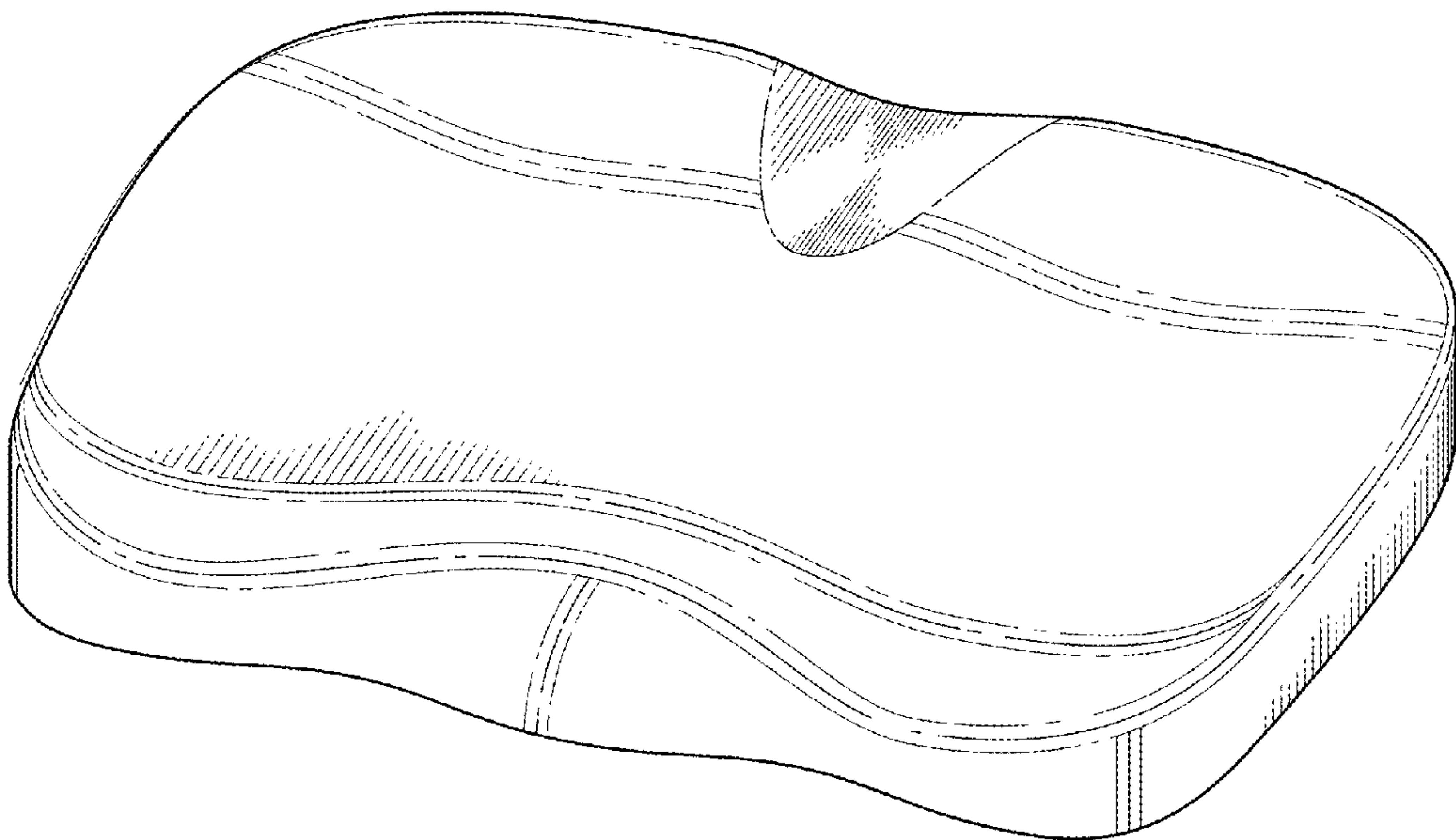


FIG. 1




FIG. 2

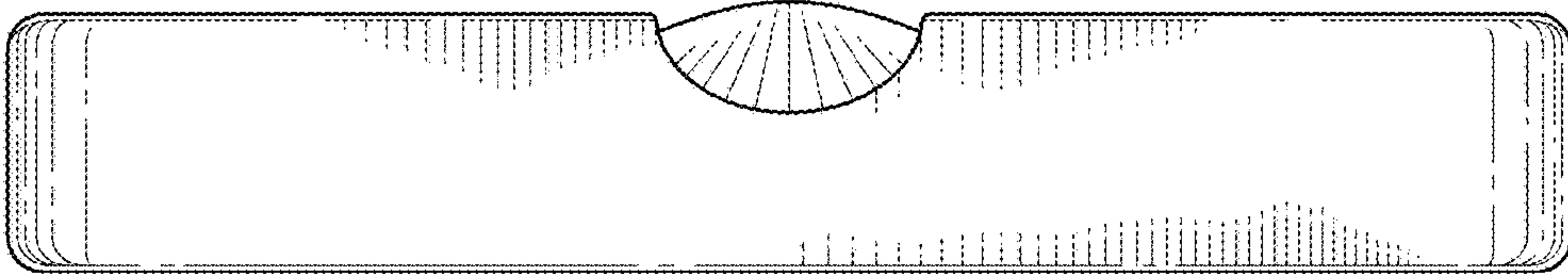


FIG. 3




FIG. 4




FIG. 5

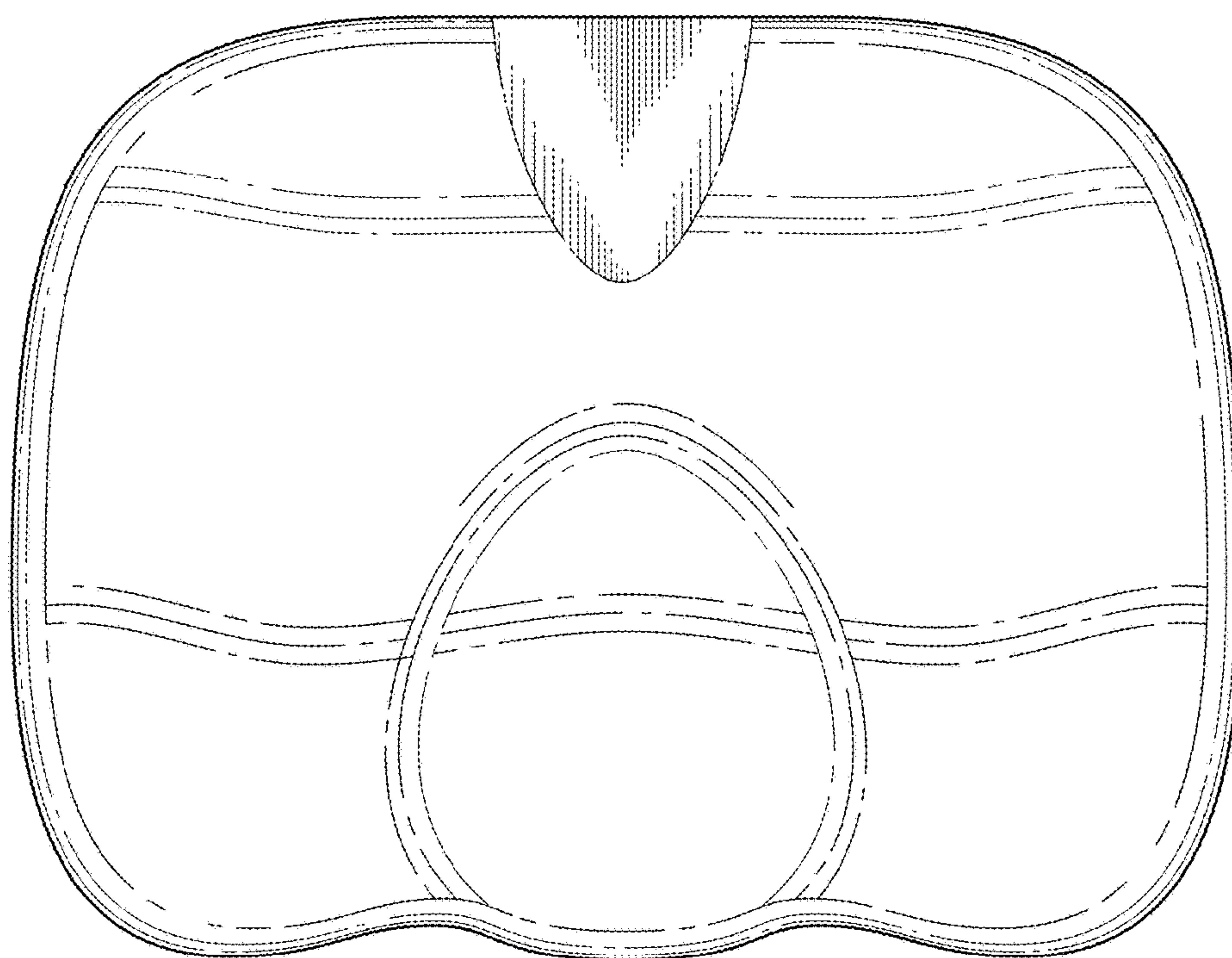


FIG. 6

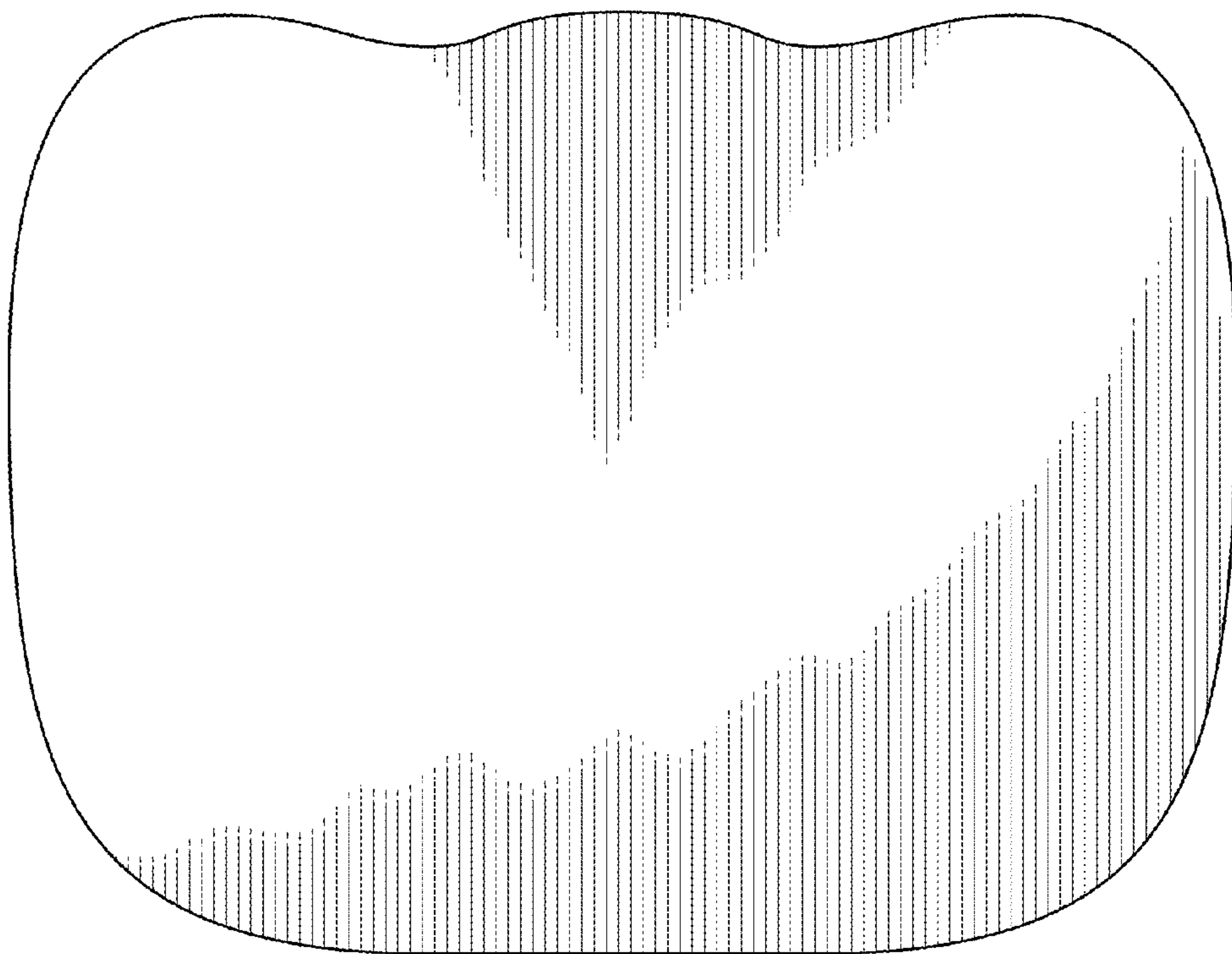


FIG. 7