



US00D836361S

(12) **United States Design Patent** (10) **Patent No.:** **US D836,361 S**
Starck (45) **Date of Patent:** **** Dec. 25, 2018**

(54) **CHAIR**
(71) Applicant: **KARTELL S.p.A.**, Noviglio, Milan (IT)
(72) Inventor: **Philippe Starck**, Luxembourg (LU)
(73) Assignee: **KARTELL S.p.A.** (IT)
(**) Term: **15 Years**
(21) Appl. No.: **29/619,544**
(22) Filed: **Sep. 29, 2017**

(30) **Foreign Application Priority Data**
Mar. 31, 2017 (EM) 003833953
(51) **LOC (11) Cl.** **06-01**
(52) **U.S. Cl.**
USPC **D6/379; D6/380**
(58) **Field of Classification Search**
USPC D6/334-336, 369, 370, 374, 376, 379,
D6/380, 716, 716.1, 716.2, 716.3, 716.4
CPC .. A47C 4/02; A47C 4/03; A47C 4/028; A47C
5/04; A47C 5/12; A47C 7/16; A47C 7/18;
A47C 7/24
See application file for complete search history.

(56) **References Cited**
U.S. PATENT DOCUMENTS
D86,038 S * 1/1932 Macomber D6/379
D104,769 S * 6/1937 Eppenstein D6/379

D181,214 S * 10/1957 Lubberts et al. D6/379
D235,496 S * 6/1975 Noda D6/379
D271,543 S * 11/1983 DeFuccio D6/379
D279,331 S * 6/1985 Griffith D6/379
D380,307 S * 7/1997 Diaz-Azcuy D6/369
D409,409 S * 5/1999 Muller D6/379

* cited by examiner
Primary Examiner — Mimoso De
(74) *Attorney, Agent, or Firm* — Saidman DesignLaw Group, LLC

(57) **CLAIM**
The ornamental design for a chair, as shown and described.

DESCRIPTION
FIG. 1 is a perspective view of a chair showing my new design;
FIG. 2 is a front view thereof;
FIG. 3 is a rear view thereof;
FIG. 4 is a right side view thereof; the left side view being substantially the same;
FIG. 5 is a top view thereof; and,
FIG. 6 is a bottom view thereof.
Grayscale shading illustrates contour, not any particular color.

1 Claim, 6 Drawing Sheets






FIG. 1



FIG. 2



FIG. 3




FIG. 4




FIG. 5



FIG. 6