



US00D836358S

(12) **United States Design Patent** (10) **Patent No.:** **US D836,358 S**
Starck (45) **Date of Patent:** **** Dec. 25, 2018**

(54) **CHAIR**
(71) Applicant: **KARTELL S.p.A.**, Milan (IT)
(72) Inventor: **Philippe Starck**, Luxembourg (LU)
(73) Assignee: **KARTELL S.p.A.** (IT)
(**) Term: **15 Years**

D353,498 S * 12/1994 Cox D6/379
D391,412 S * 3/1998 James D6/379
D429,911 S * 8/2000 Bartlmae D6/380
D468,926 S * 1/2003 Bongaerts D6/380
D498,071 S * 11/2004 Ashby D6/374
D502,331 S * 3/2005 Socha, Jr. D6/374
D636,195 S * 4/2011 Reyes D6/374
D647,320 S * 10/2011 Young D6/380
D691,824 S * 10/2013 Pessoa D6/380
D724,342 S * 3/2015 Pessoa D6/374
D799,848 S * 10/2017 Morrison D6/380

(21) Appl. No.: **29/619,536**

* cited by examiner

(22) Filed: **Sep. 29, 2017**

Primary Examiner — Mimosa De

(30) **Foreign Application Priority Data**

(74) *Attorney, Agent, or Firm* — Saidman DesignLaw Group, LLC

Mar. 31, 2017 (EM) 003833953

(51) **LOC (11) Cl.** **06-01**

(57) **CLAIM**

The ornamental design for a chair, as shown and described.

(52) **U.S. Cl.**

DESCRIPTION

USPC **D6/374; D6/380**

(58) **Field of Classification Search**

USPC D6/334-336, 374, 376, 379, 380, 716,
D6/716.1, 716.2, 716.3, 716.4

CPC .. A47C 3/04; A47C 4/02; A47C 4/024; A47C
4/03; A47C 5/04; A47C 7/16

See application file for complete search history.

FIG. 1 is a perspective view of a chair showing my new design;

FIG. 2 is a front view thereof;

FIG. 3 is a rear view thereof;

FIG. 4 is a right side view thereof; the left side view being substantially the same;

FIG. 5 is a top view thereof; and,

FIG. 6 is a bottom view thereof.

Grayscale shading illustrates contour, not any particular color.

(56) **References Cited**

U.S. PATENT DOCUMENTS

D186,658 S * 11/1959 Spilman D6/374

D352,185 S * 11/1994 Pagnon D6/380

1 Claim, 6 Drawing Sheets






FIG. 1

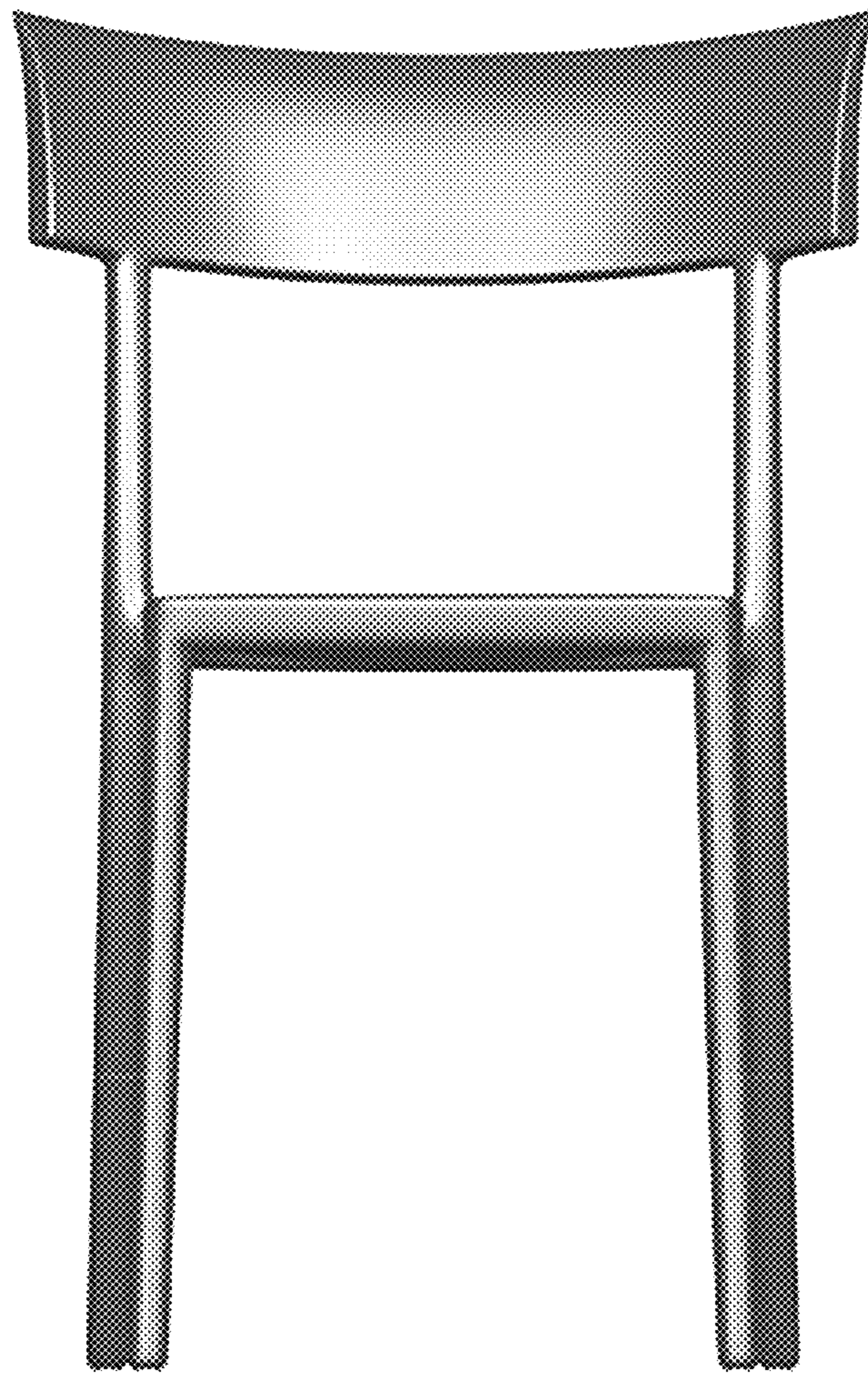


FIG. 2

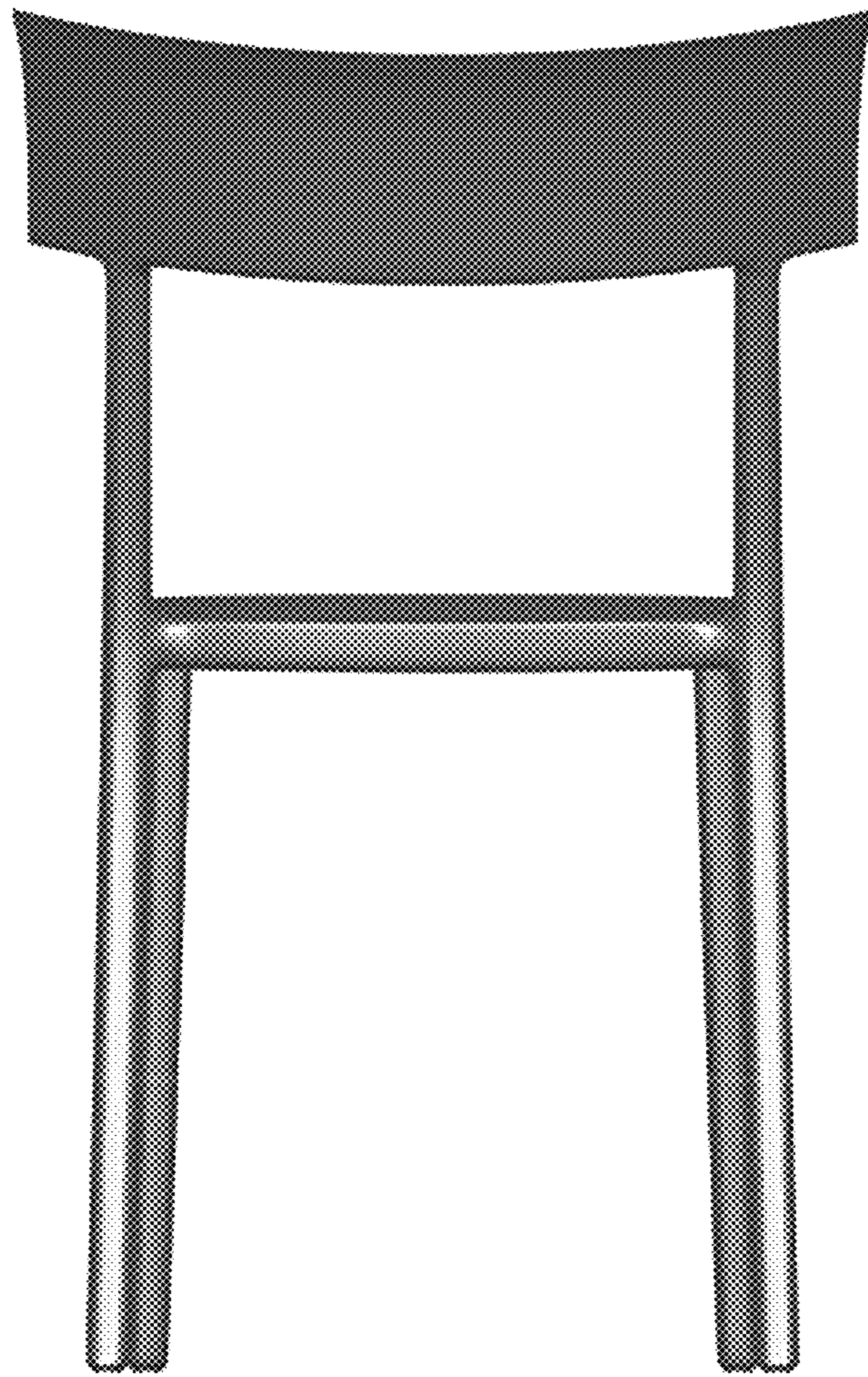


FIG. 3

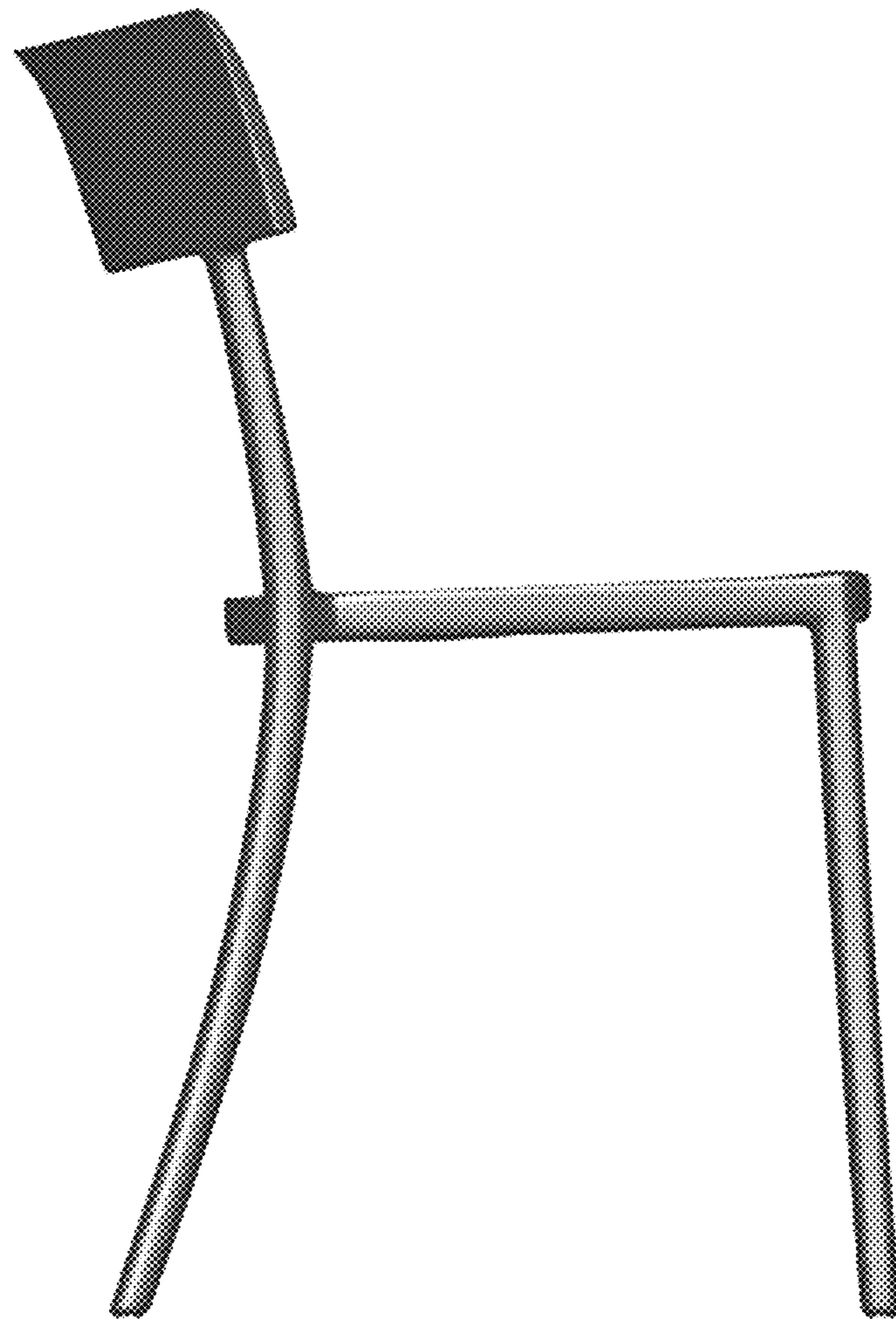


FIG. 4




FIG. 5




FIG. 6