



US00D836352S

(12) **United States Design Patent** (10) **Patent No.:** **US D836,352 S**
Gelman (45) **Date of Patent:** **** Dec. 25, 2018**

(54) **SHOWER STOOL**
(71) Applicant: **Eric Gelman**, Melbourne, FL (US)
(72) Inventor: **Eric Gelman**, Melbourne, FL (US)
(73) Assignee: **E&T HORIZONS LIMITED LIABILITY COMPANY**, Melbourne, FL (US)

(**) Term: **15 Years**
(21) Appl. No.: **29/619,344**

(22) Filed: **Sep. 28, 2017**
(51) **LOC (11) Cl.** **06-01**
(52) **U.S. Cl.**
USPC **D6/349; D6/370**
(58) **Field of Classification Search**
USPC D6/334, 336-342, 349-353, 355, 358,
D6/360, 364-365, 370, 406.2, 574,
D6/596-597, 601, 604, 688.24-688.27,
D6/691-691.9, 692-692.6, 716-716.1
CPC A47C 16/02-16/04; A47C 13/00; A47K
17/02; A47K 17/028
See application file for complete search history.

(56) **References Cited**

U.S. PATENT DOCUMENTS

D341,262 S	*	11/1993	Berlic	D6/370
D355,535 S	*	2/1995	Ward	D6/370
D373,479 S	*	9/1996	Lee	D6/370
D703,450 S	*	4/2014	Gelman	D6/349
D717,053 S	*	11/2014	Gelman	D6/349
D721,894 S	*	2/2015	Cohen	D6/349
D722,780 S	*	2/2015	Cohen	D6/349
D728,980 S	*	5/2015	Asner	D6/691.1
D764,191 S	*	8/2016	Gelman	D6/349
D764,192 S	*	8/2016	Gelman	D6/349
D770,192 S	*	11/2016	Cohen	D6/349

D779,843 S	*	2/2017	Cohen	D6/349
D780,468 S	*	3/2017	Cohen	D6/349
D780,469 S	*	3/2017	Cohen	D6/349
D790,869 S	*	7/2017	Cohen	D6/349
D790,870 S	*	7/2017	Cohen	D6/355
D798,621 S	*	10/2017	Cohen	D6/349
D800,461 S	*	10/2017	Chipperfield	D6/349
D806,457 S	*	1/2018	Shemer	D6/691

* cited by examiner

Primary Examiner — Vy N Koenig

(74) *Attorney, Agent, or Firm* — Mark Malek; Widerman Malek, PL


(57) **CLAIM**

The ornamental design for a shower stool, as shown and described.

DESCRIPTION

FIG. 1 is a top perspective view of a shower stool according to the present invention.
FIG. 2 is a front elevation view of the shower stool illustrated in FIG. 1.
FIG. 3 is a rear elevation view of the shower stool illustrated in FIG. 1.
FIG. 4 is a top plan view of the shower stool illustrated in FIG. 1.
FIG. 5 is a bottom plan view of the shower stool illustrated in FIG. 1.
FIG. 6 is a side elevation view of the shower stool illustrated in FIG. 1.
FIG. 7 is another side elevation view of the shower stool illustrated in FIG. 1; and,
FIG. 8 is a bottom perspective view of the shower stool illustrated in FIG. 1.
The broken lines in the drawings depict portions of the shower stool that do not form part of the claimed design.

1 Claim, 6 Drawing Sheets






FIG. 1

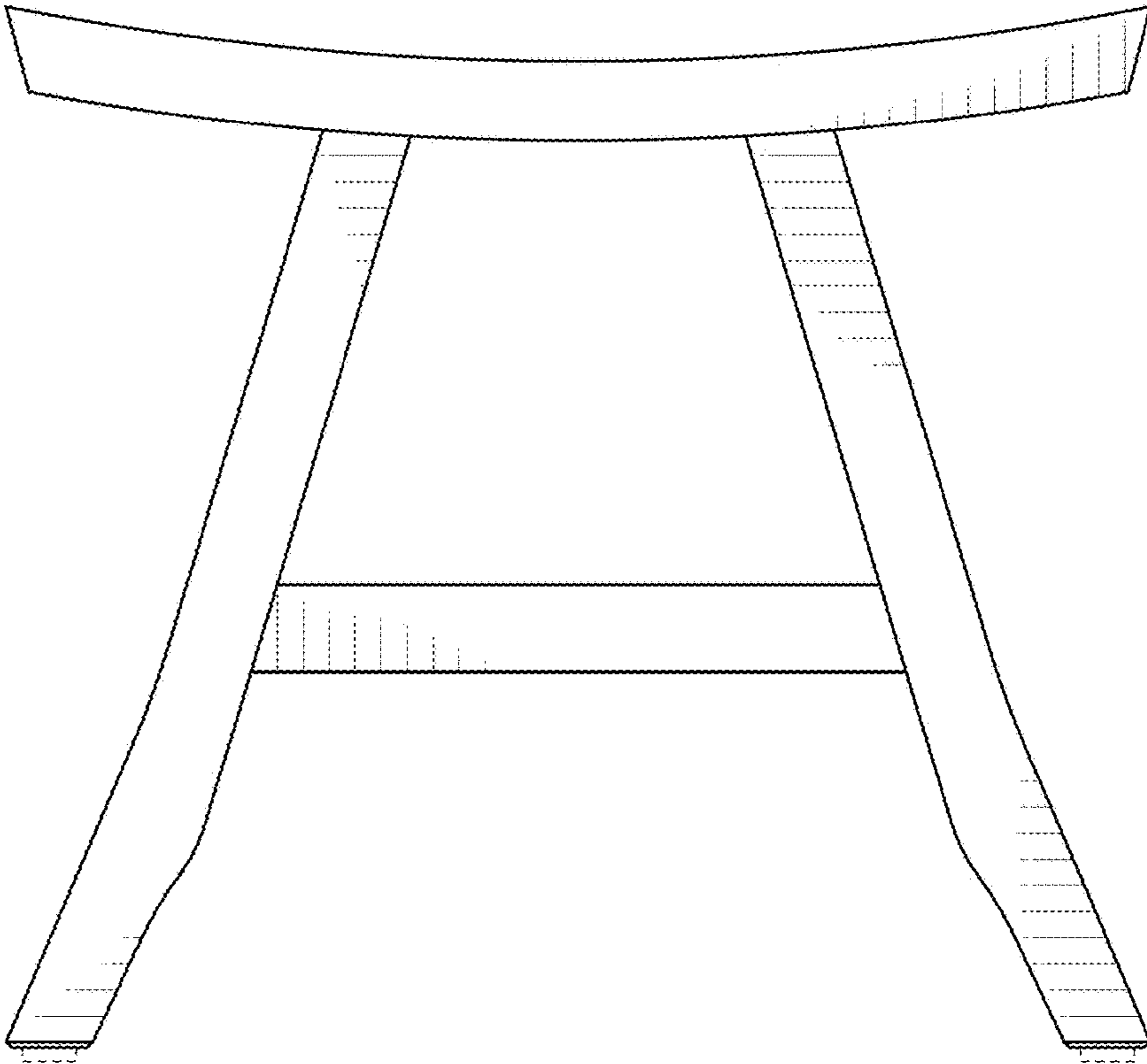


FIG. 2

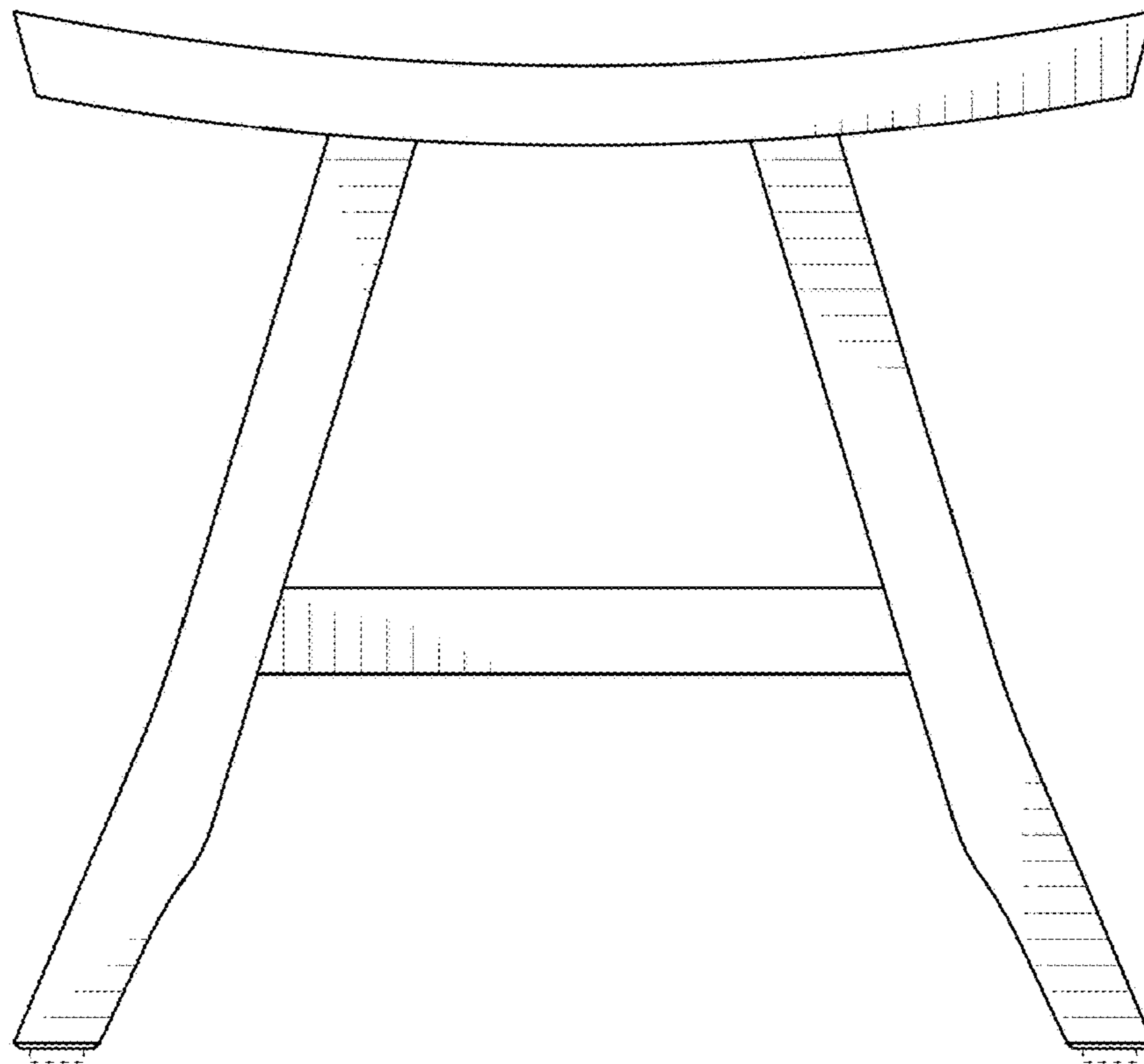


FIG. 3

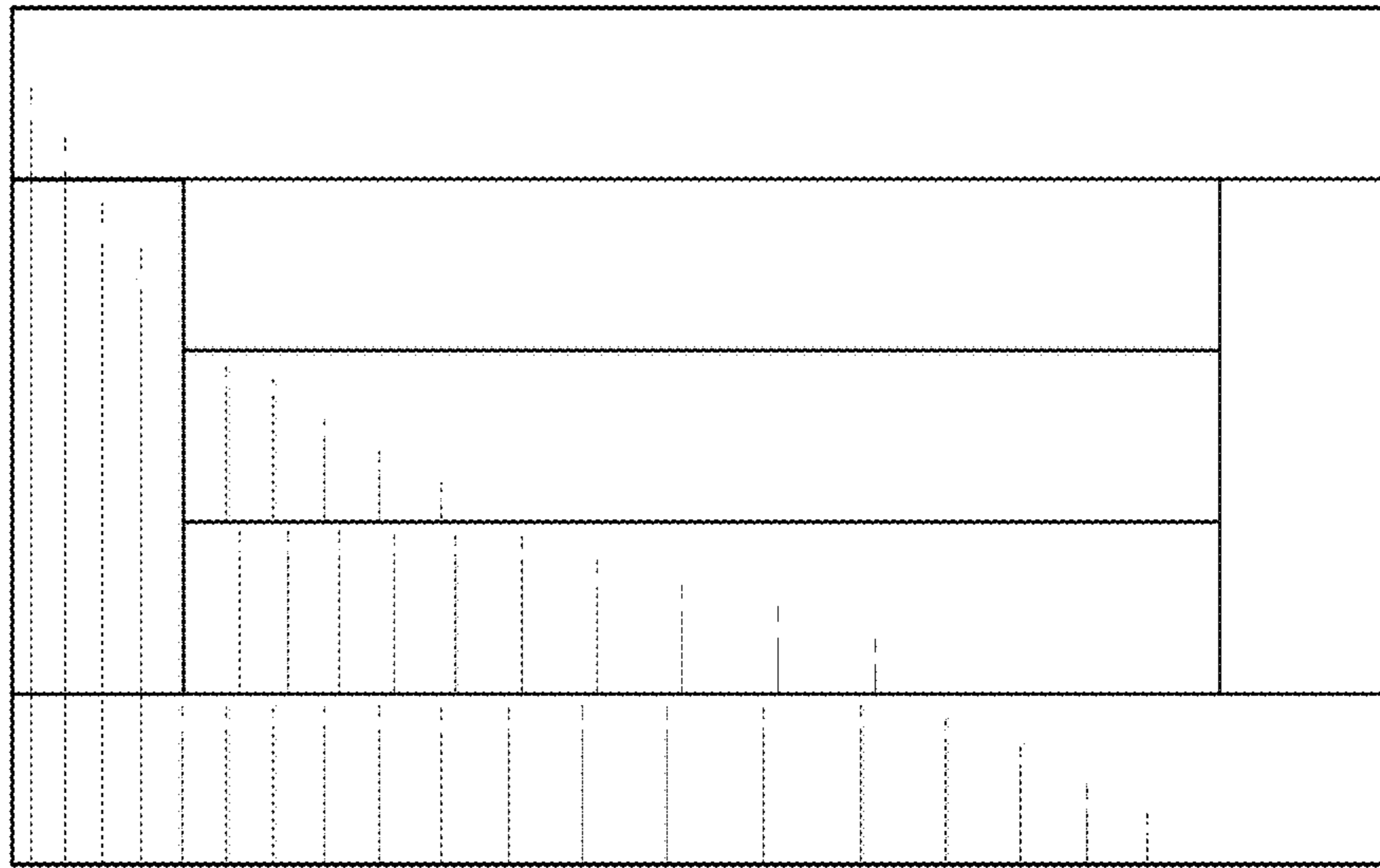


FIG. 4

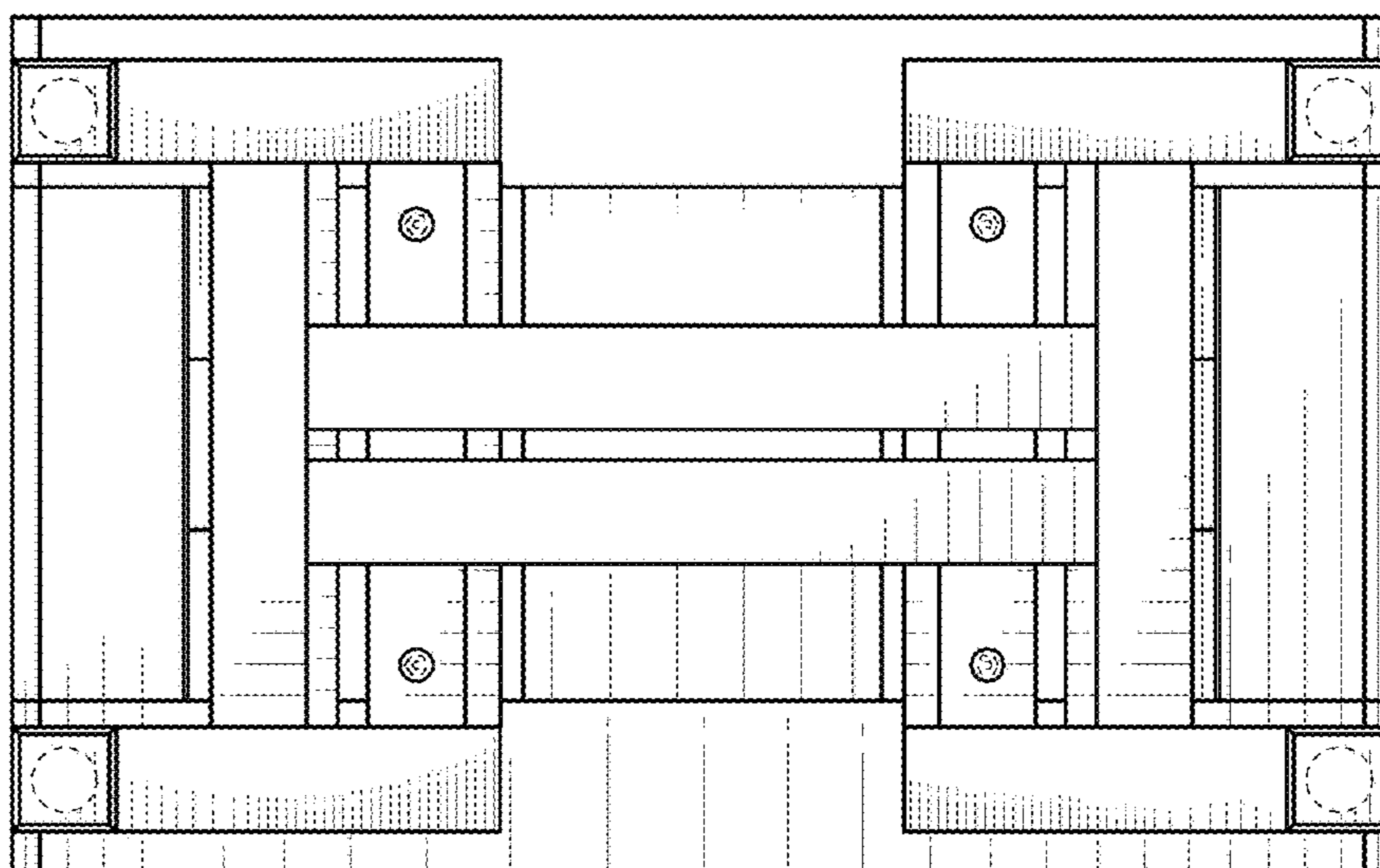


FIG. 5

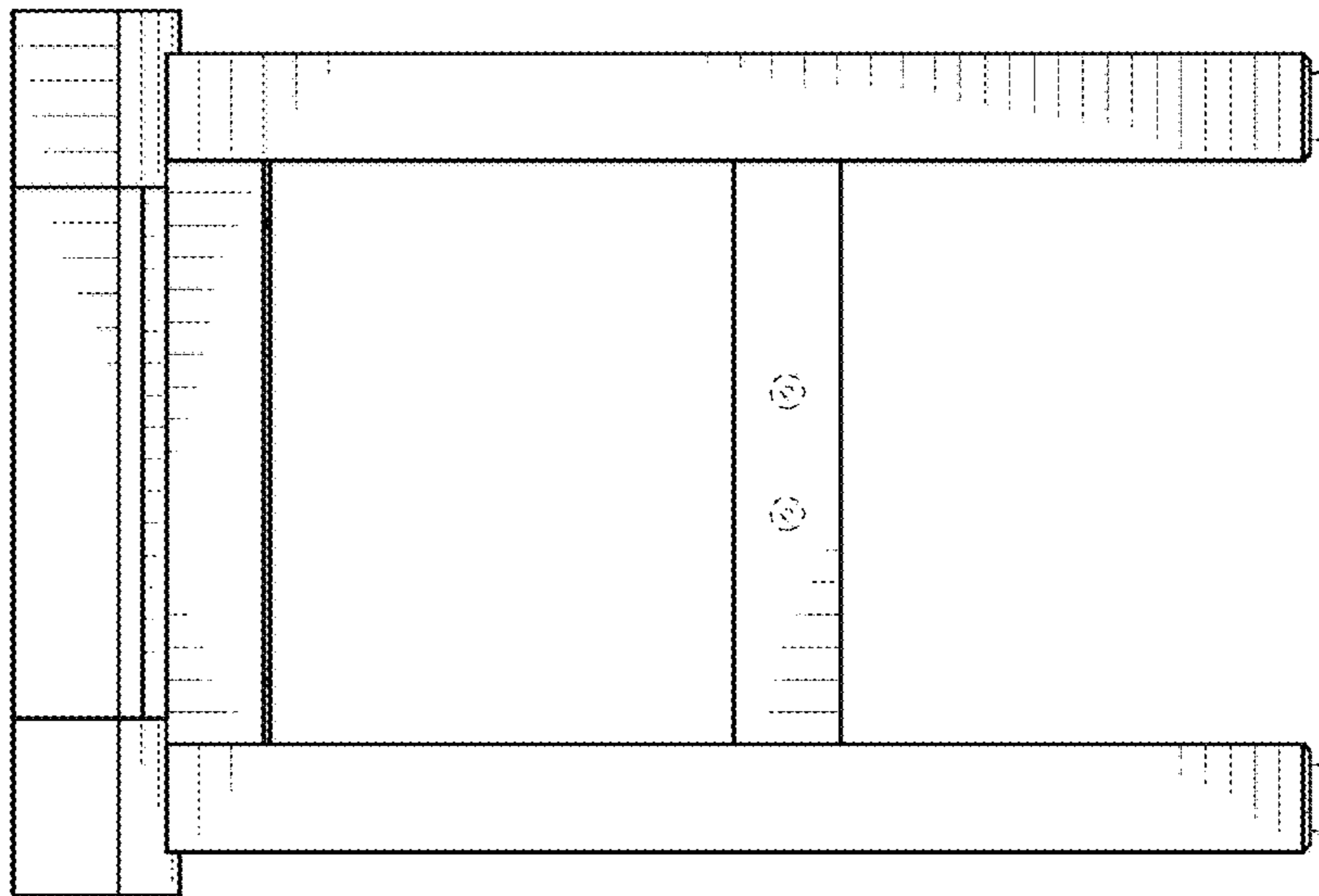


FIG. 6

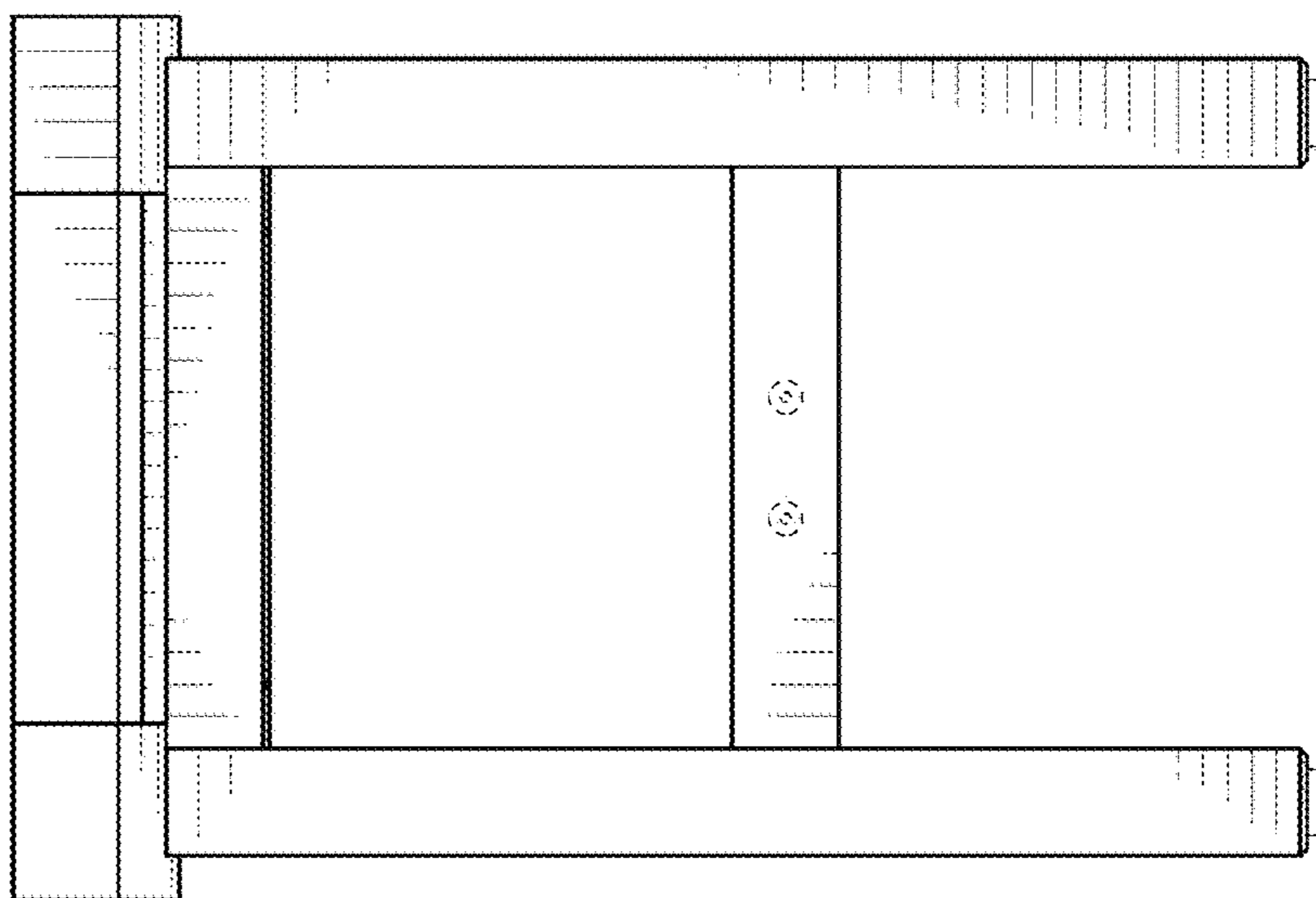


FIG. 7

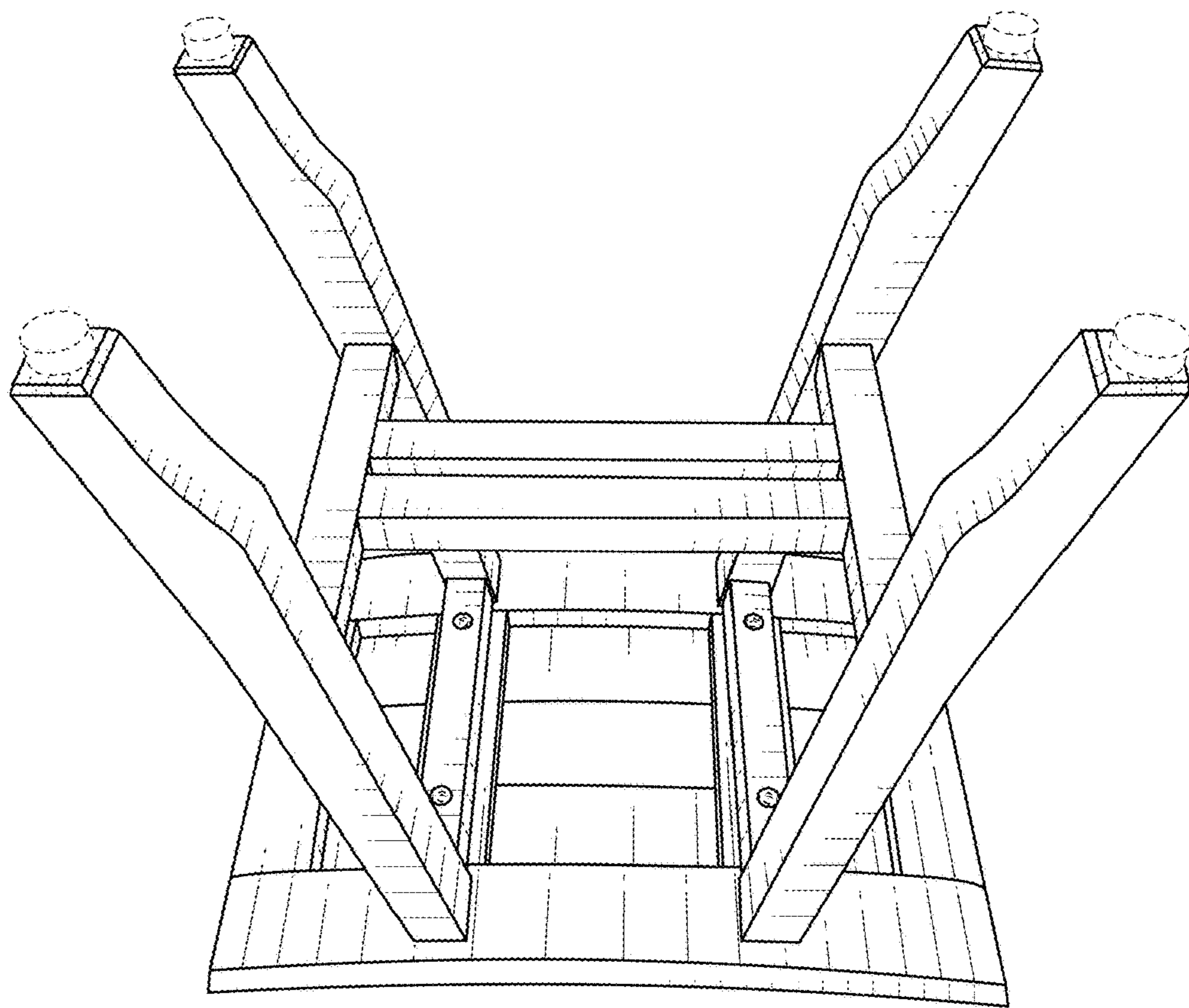


FIG. 8