



US00D836336S

(12) **United States Design Patent** (10) **Patent No.:** **US D836,336 S**
Serman (45) **Date of Patent:** **** Dec. 25, 2018**

(54) **WALLET**

(71) Applicant: **Leonid V. Serman**, Sacramento, CA
(US)

(72) Inventor: **Leonid V. Serman**, Sacramento, CA
(US)

(**) Term: **15 Years**

(21) Appl. No.: **29/622,150**

(22) Filed: **Oct. 13, 2017**

Related U.S. Application Data

(63) Continuation-in-part of application No. 29/612,297, filed on Jul. 31, 2017, now Pat. No. Des. 828,024, and a continuation-in-part of application No. 29/612,301, filed on Jul. 31, 2017, now Pat. No. Des. 828,025, and a continuation-in-part of application No. 29/622,148, filed on Oct. 13, 2017.

(51) **LOC (11) Cl.** **03-01**

(52) **U.S. Cl.**
USPC **D3/247**

(58) **Field of Classification Search**
USPC D3/247, 249–253
CPC A45C 1/06; A45C 3/08
See application file for complete search history.

(56) **References Cited**

U.S. PATENT DOCUMENTS

966,352	A *	8/1910	Pemberton	A45C 1/06 123/730
D356,120	S *	3/1995	Allen	D21/335
D413,725	S *	9/1999	Hartmann	D19/26
D790,853	S *	7/2017	Dechant	D3/247
D808,649	S *	1/2018	Dechant	D3/247
D813,535	S *	3/2018	Faulkner	D3/247

* cited by examiner

Primary Examiner — Holly H Baynham

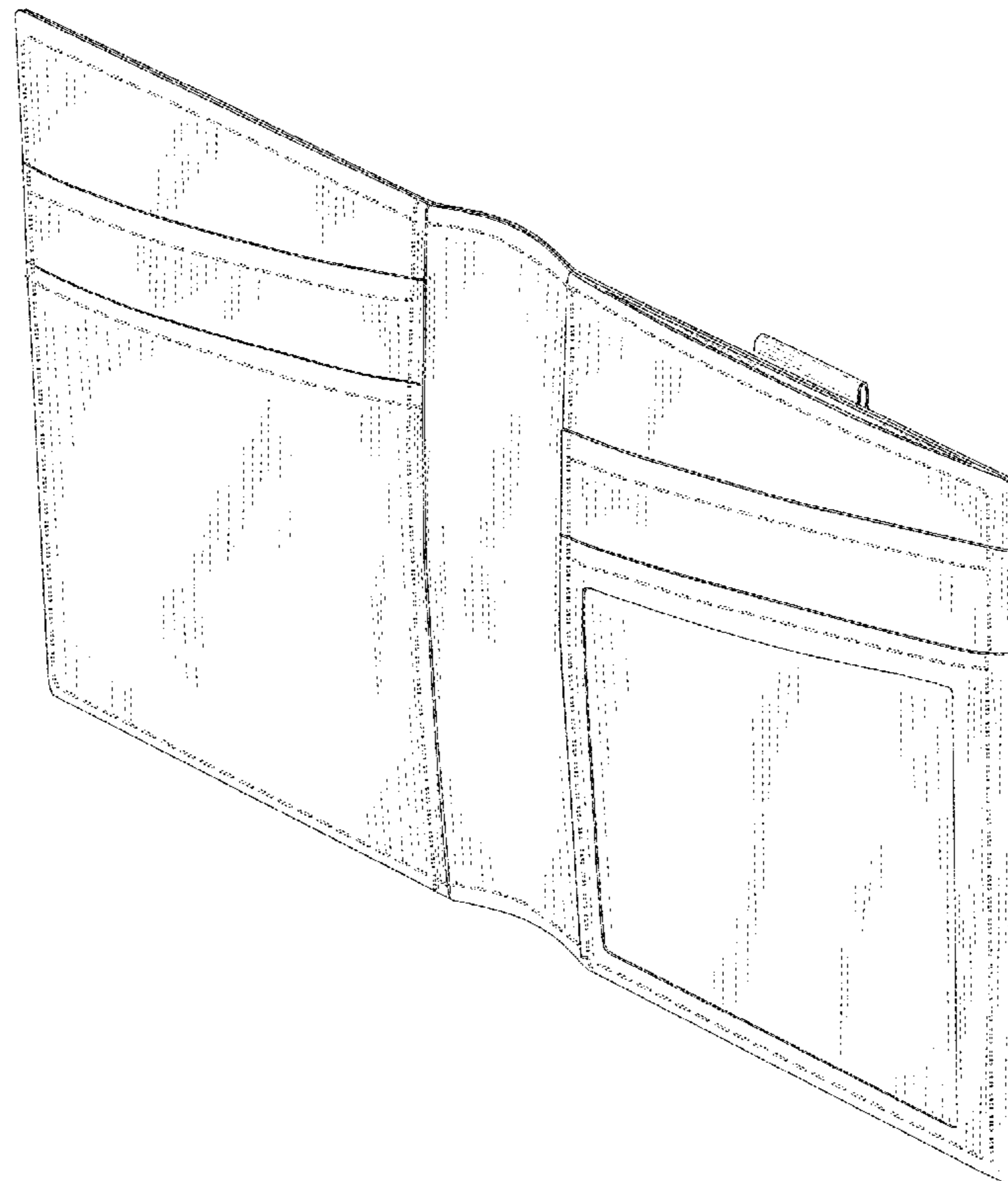
(57) **CLAIM**

The ornamental design for a wallet, as shown and described.

DESCRIPTION

FIG. 1 is a front perspective view of a wallet; FIG. 2 is a rear perspective view thereof; FIG. 3 is a front elevational view thereof; FIG. 4 is a rear elevational view thereof; FIG. 5 is a right side elevational view thereof; FIG. 6 is a left side elevational view thereof; FIG. 7 is a bottom plan view thereof; and, FIG. 8 is a top plan view thereof. The broken line showing of stitching is included for the purpose of illustrating environmental structure and forms no part of the claimed design.

1 Claim, 8 Drawing Sheets



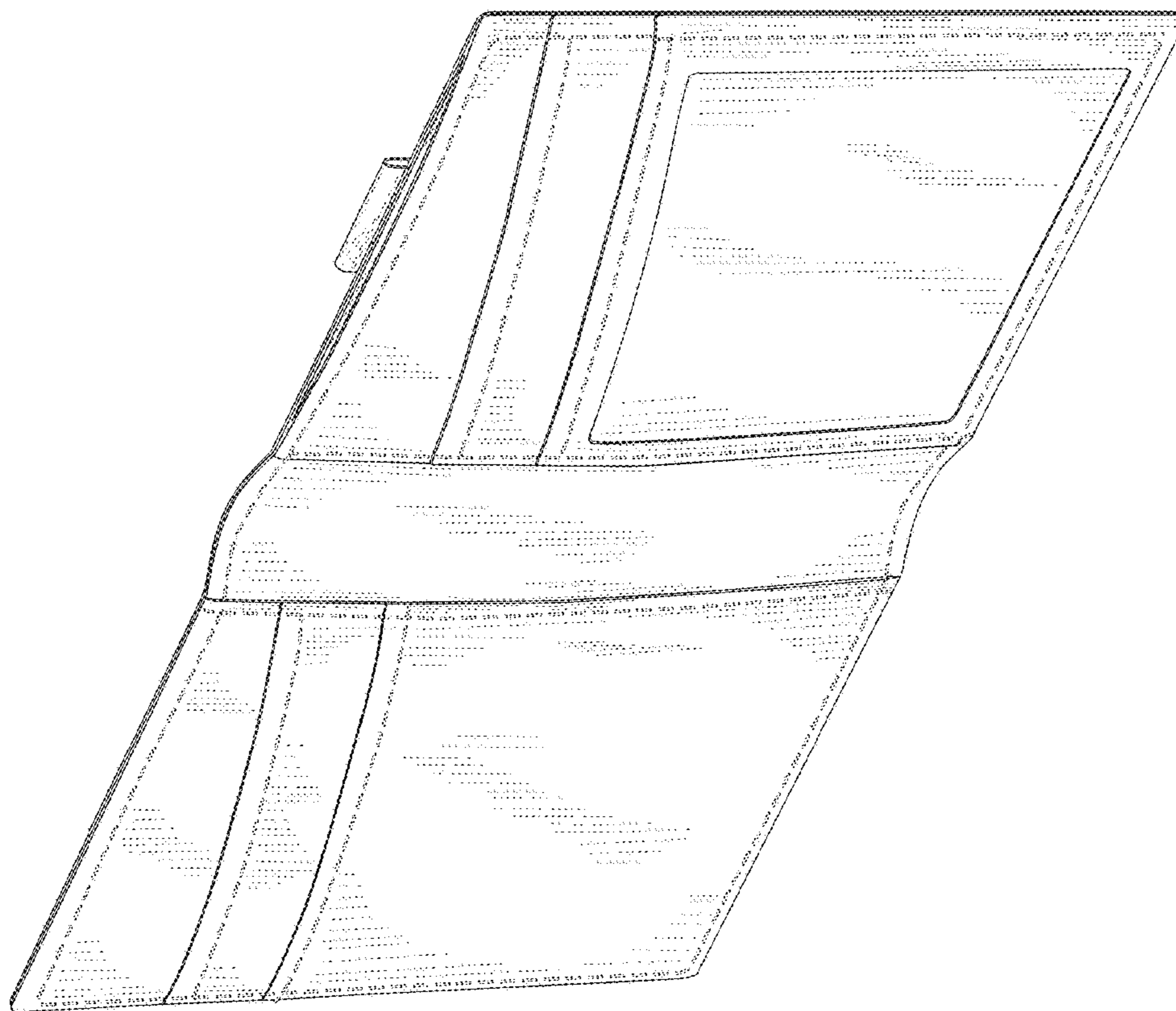


FIG. 1

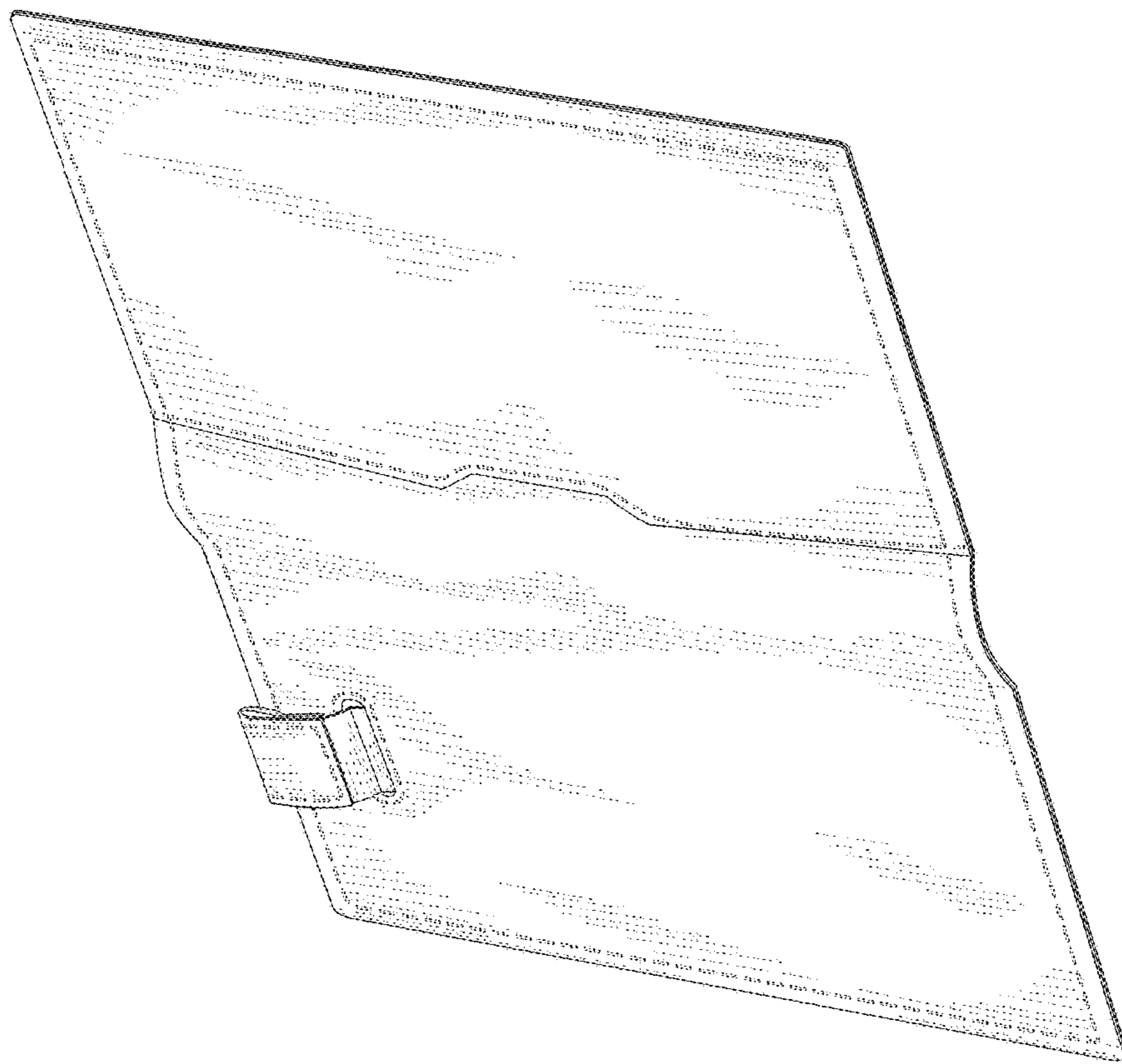


FIG. 2



FIG. 3

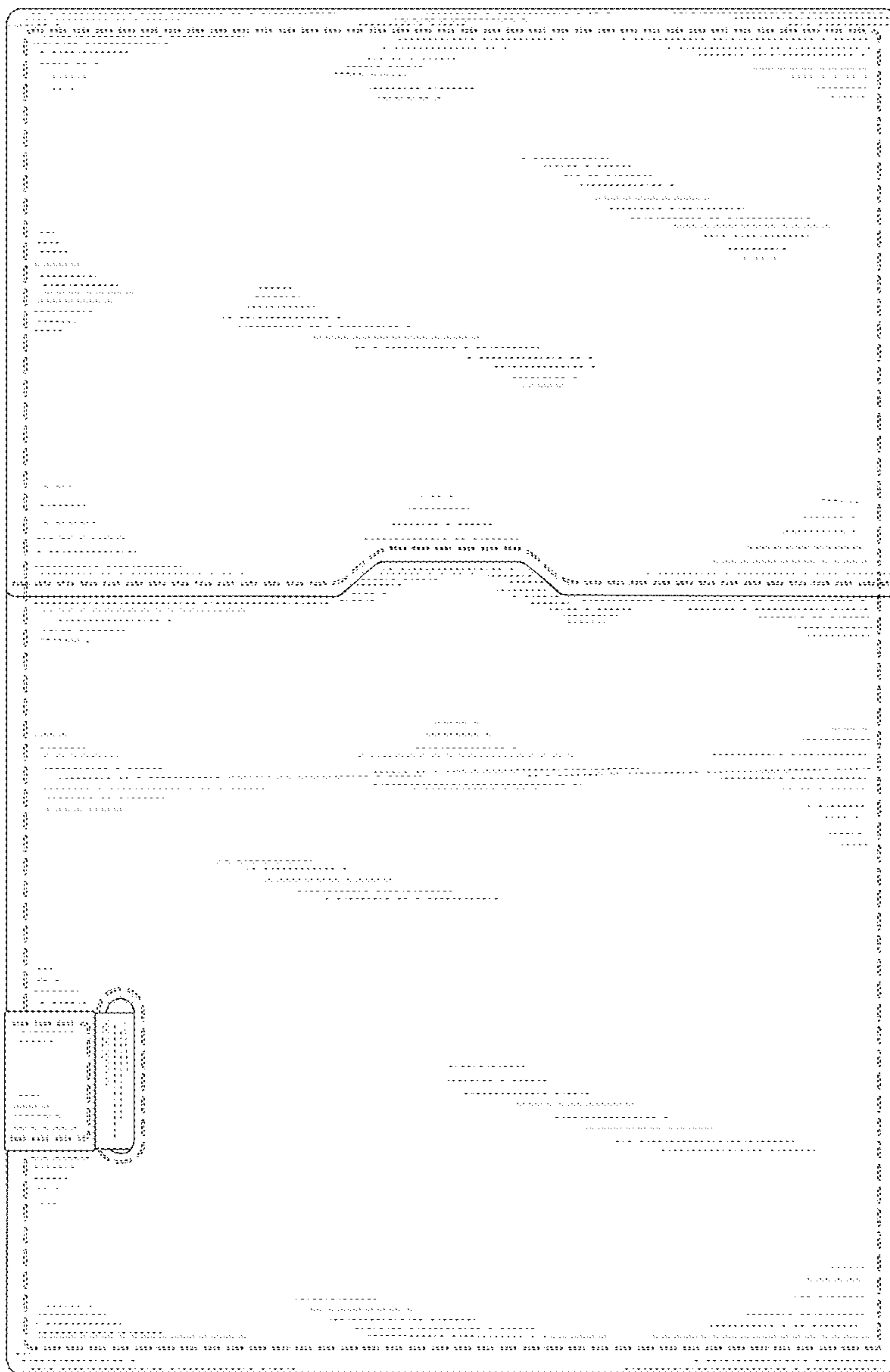


FIG. 4




FIG. 5




FIG. 6

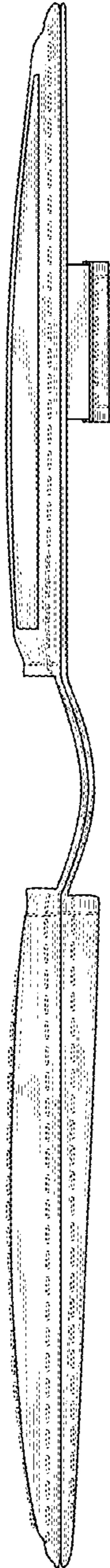


FIG. 7

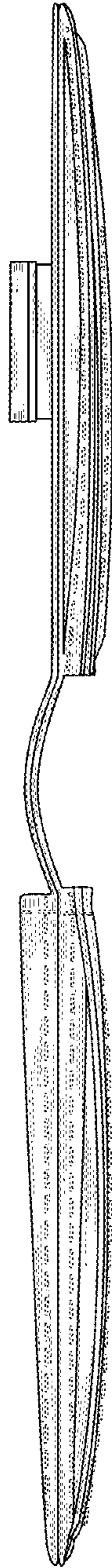


FIG. 8