



US00D836333S

(12) **United States Design Patent** (10) **Patent No.:** **US D836,333 S**
Camerlengo (45) **Date of Patent:** **** *Dec. 25, 2018**

- (54) **HANDBAG**
- (71) Applicant: **TLC HOLDING S.R.L.**, Correggio (Reggio Emilia) (IT)
- (72) Inventor: **Maria Serena Camerlengo**, Rome (IT)
- (73) Assignee: **FREGOLI S.R.L.**, Correggio (Reggio) (IT)
- (*) Notice: This patent is subject to a terminal disclaimer.
- (**) Term: **15 Years**

(21) Appl. No.: **29/606,429**

(22) Filed: **Jun. 5, 2017**

(30) **Foreign Application Priority Data**

Dec. 16, 2016 (EM) 003523067-0001

(51) **LOC (11) Cl.** **03-01**

(52) **U.S. Cl.**
USPC **D3/243**

(58) **Field of Classification Search**
USPC D3/232-236, 238-243, 245-246, 318, D3/304, 306-308; D9/681
CPC A45C 1/024; A45C 3/06; A45C 3/10
See application file for complete search history.

(56) **References Cited**

U.S. PATENT DOCUMENTS

- D38,853 S * 10/1907 Hauser D3/240
- D109,193 S * 4/1938 Lewis D3/240
- D111,710 S * 10/1938 Lewis D3/240
- D139,382 S * 11/1944 Hiltenbrand D3/241

- D152,762 S * 2/1949 Williams D3/245
- 4,532,972 A * 8/1985 Sinsko A45C 13/02
150/100
- D443,413 S * 6/2001 Naiken-Goddin D3/246
- D476,809 S * 7/2003 Ko D3/232
- D522,237 S * 6/2006 Stulman D3/241
- D523,630 S * 6/2006 Handley D3/243
- D528,788 S * 9/2006 Chaillet D3/239
- D610,801 S * 3/2010 Romero D3/232
- D684,765 S * 6/2013 Nannestad D3/232
- D690,506 S * 10/2013 Kuster D3/232
- D692,656 S * 11/2013 Katoh D3/232
- D715,543 S * 10/2014 Dumas D3/245
- D772,565 S * 11/2016 Gavriel D3/243
- D778,606 S * 2/2017 Heyman D3/245
- D810,442 S * 2/2018 Blaser D3/318
- D820,590 S * 6/2018 Camerlengo D3/243

* cited by examiner

Primary Examiner — Cathron C Brooks

Assistant Examiner — Andrew T Nemeth

(74) *Attorney, Agent, or Firm* — Shuttleworth & Ingersoll, PLC; Timothy Klima

(57) **CLAIM**

The ornamental design for a handbag, as shown and described.

DESCRIPTION

FIG. 1 is a top-right-front perspective view of the handbag; FIG. 2 is a top-front perspective view thereof; FIG. 3 is a top-left perspective view thereof; FIG. 4 is a top-rear perspective view thereof; FIG. 5 is a top-right perspective view thereof; FIG. 6 is a top-right-rear perspective view thereof; FIG. 7 is a bottom perspective view thereof; and, FIG. 8 is a top-left-rear perspective view thereof.

1 Claim, 8 Drawing Sheets






FIG. 1




FIG. 2




FIG. 3




FIG. 4

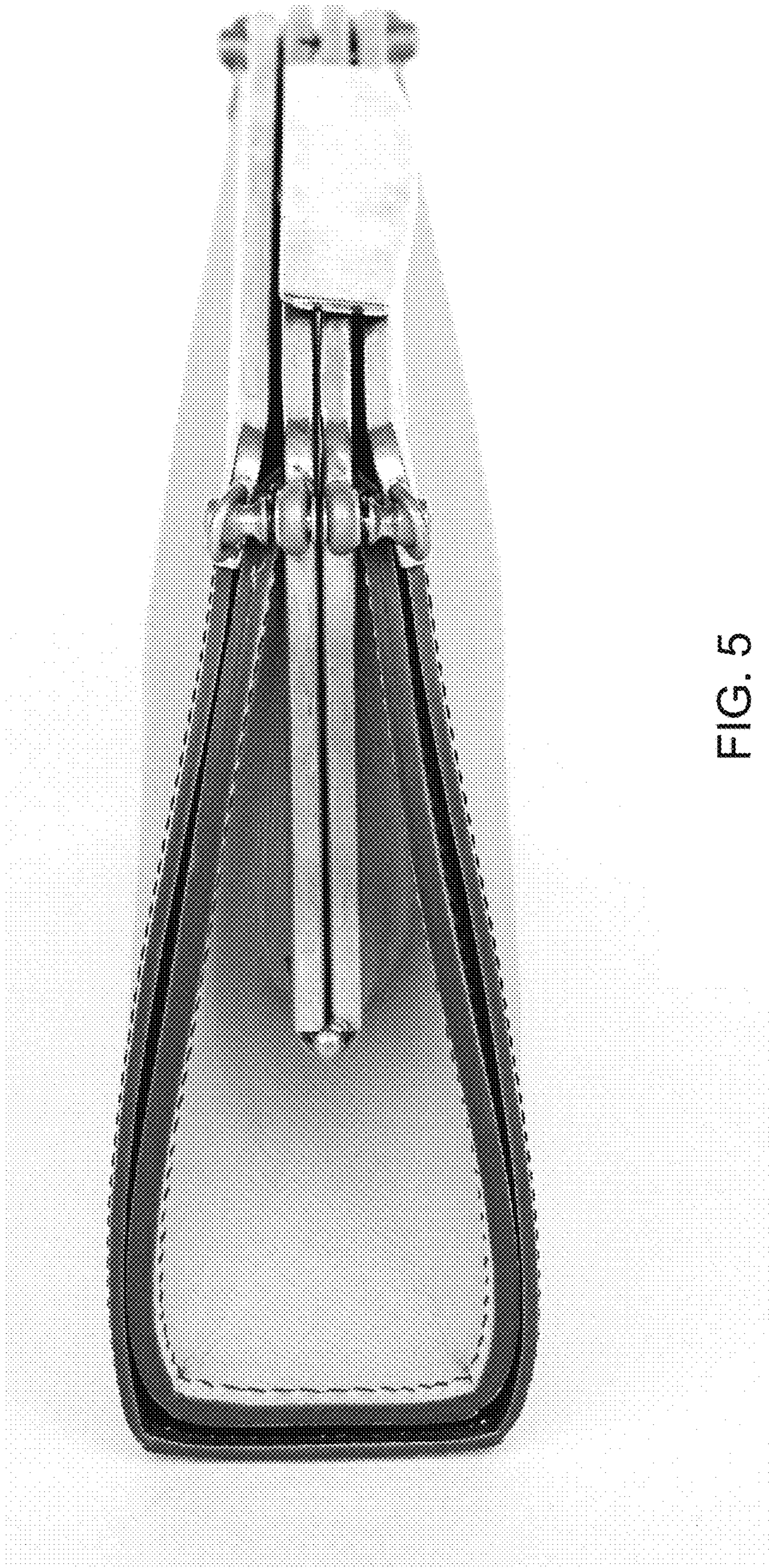


FIG. 5




FIG. 6




FIG. 7



FIG. 8