



US00D836325S

(12) **United States Design Patent** (10) **Patent No.:** **US D836,325 S**
Dumas (45) **Date of Patent:** **** Dec. 25, 2018**

(54) **KEY RING**
(71) Applicant: **HERMES SELLIER (SOCIÉTÉ PAR ACTIONS SIMPLIFIÉE)**, Paris (FR)

D438,373 S * 3/2001 Riley D3/207
D506,056 S * 6/2005 Burns D3/207
D527,166 S * 8/2006 Hoeksema D2/627
D793,075 S * 8/2017 Ma D3/207

* cited by examiner

(72) Inventor: **Pierre-Alexis Dumas**, Paris (FR)

Primary Examiner — Manpreet S Matharu
Assistant Examiner — Holly E Thurman

(**) Term: **15 Years**

(21) Appl. No.: **35/502,544**

(57) **CLAIM**

(22) Filed: **Feb. 17, 2017**

The ornamental design for a key ring, as shown and described.

(80) **Hague Agreement Data**

DESCRIPTION

Int. Filing Date: **Feb. 17, 2017**
Int. Reg. No.: **DM/094890**
Int. Reg. Date: **Feb. 17, 2017**
Int. Reg. Pub. Date: **Mar. 3, 2017**

1. Key ring
FIG. 1.1 is a perspective view of a key ring of the claimed design;
FIG. 1.2 is a front elevational view of the key ring shown in FIG. 1.1;
FIG. 1.3 is a back elevational view of the key ring shown in FIG. 1.1;
FIG. 1.4 is a right elevational view of the key ring shown in FIG. 1.1;
FIG. 1.5 is a left elevational view of the key ring shown in FIG. 1.1;
FIG. 1.6 is a top plan view of the key ring shown in FIG. 1.1; and
FIG. 1.7 is a bottom plan view of the key ring shown in FIG. 1.1.

(51) **LOC (11) Cl.** **03-01**

(52) **U.S. Cl.**
USPC **D3/207**

(58) **Field of Classification Search**
USPC D3/207-212; D16/100; D26/28
CPC A45C 11/32; A47G 29/10
See application file for complete search history.


The claimed design is shown in the figures by solid lines as well as by broken lines that represent stitching.

(56) **References Cited**


U.S. PATENT DOCUMENTS

D242,395 S * 11/1976 Bellin D3/207
D437,995 S * 2/2001 Perthou D3/207


1 Claim, 7 Drawing Sheets



1.1




1.2




1.3




1.4



1.5



1.6



1.7

