



US00D836324S

(12) **United States Design Patent** (10) **Patent No.:** **US D836,324 S**
Michalski (45) **Date of Patent:** **** Dec. 25, 2018**

(54) **NEEDLE TIP**
(71) Applicant: **Nestlé Skin Health SA**, Lausanne (CH)
(72) Inventor: **Marcin Michalski**, Neurnberg (DE)
(73) Assignee: **Nestlé Skin Health SA**, Lausanne (CH)
(**) Term: **15 Years**
(21) Appl. No.: **29/608,176**
(22) Filed: **Jun. 20, 2017**
(51) **LOC (11) Cl.** **02-07**
(52) **U.S. Cl.**
USPC **D3/28**
(58) **Field of Classification Search**
USPC D3/18, 20, 28; D15/66, 78; D24/130
CPC A61B 17/06; A61B 5/15; D05B 85/00;
D05B 85/02; D05B 85/10; D04B 3/00;
D04B 3/02; A61M 3/00; A61M 5/178
See application file for complete search history.

(56) **References Cited**
U.S. PATENT DOCUMENTS
1,878,915 A * 9/1932 Trejo D05B 85/02
112/224
2,221,419 A * 11/1940 Antcliff D05B 85/02
112/224
2,441,171 A * 5/1948 Schulz et al. D05B 85/00
112/222
2,503,576 A * 4/1950 Baylin et al. D04B 17/04
163/2
2,595,758 A * 5/1952 Brown D05B 85/02
223/102
2,730,881 A * 1/1956 Sornin De Leysat ... D04B 3/00
66/117
D247,975 S * 5/1978 Luther 604/161
D250,194 S * 11/1978 Hanyu D15/78
D254,444 S * 3/1980 Levine D24/112
4,194,457 A * 3/1980 Parsons D05B 85/00
112/222
D262,577 S * 1/1982 Anderson D24/112

4,385,575 A * 5/1983 Weber D05B 85/02
112/224
4,584,953 A * 4/1986 Sykes D05B 85/00
112/222
D302,589 S * 8/1989 McMenemy D24/112
5,573,519 A * 11/1996 Zohmann A61B 17/3401
604/158
D546,447 S * 7/2007 White D24/133
D581,529 S * 11/2008 Moehle D24/130
7,785,314 B2 * 8/2010 Miller A61B 17/3415
604/508
8,287,496 B2 * 10/2012 Racz A61M 25/0606
604/164.01
D689,605 S * 9/2013 Bellenoit D24/112
D740,328 S * 10/2015 Maw D15/7
D767,127 S * 9/2016 de Beer D24/130
2003/0071094 A1 * 4/2003 Shau B65H 75/28
223/102

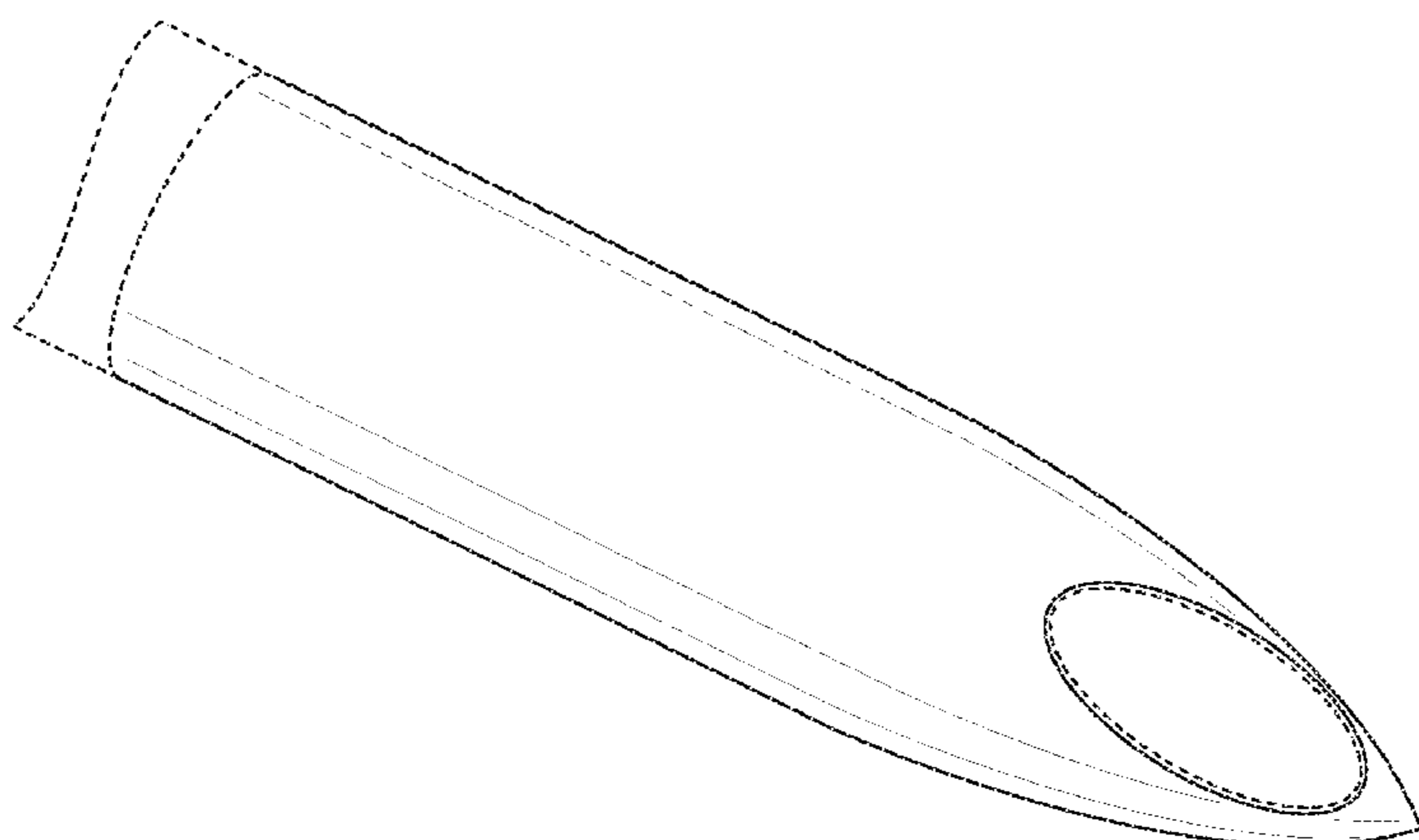
(Continued)

Primary Examiner — John Windmuller
Assistant Examiner — Steven J Czyz
(74) *Attorney, Agent, or Firm* — Panitch Schwarze
Belisario & Nadel LLP

(57) **CLAIM**
The ornamental design for a needle tip, as shown and described.

DESCRIPTION
FIG. 1 is a top perspective view of a needle tip in accordance with my new design;
FIG. 2 is a top plan view thereof;
FIG. 3 is a front elevational view thereof;
FIG. 4 is a right side elevational view thereof;
FIG. 5 is a left side elevational view thereof; and,
FIG. 6 is a bottom plan view thereof.
The broken lines depict portions of the article that form no part of the claimed design.

1 Claim, 4 Drawing Sheets



(56)

References Cited

U.S. PATENT DOCUMENTS

2009/0318871 A1* 12/2009 Zarbatany A61B 17/0467
604/174
2010/0016811 A1* 1/2010 Smith A61B 17/3417
604/273
2010/0160865 A1* 6/2010 Zeltzer A61B 17/3401
604/164.12
2015/0088100 A1* 3/2015 Oborn A61M 25/0068
604/523
2017/0009389 A1* 1/2017 Bach D05B 85/02

* cited by examiner

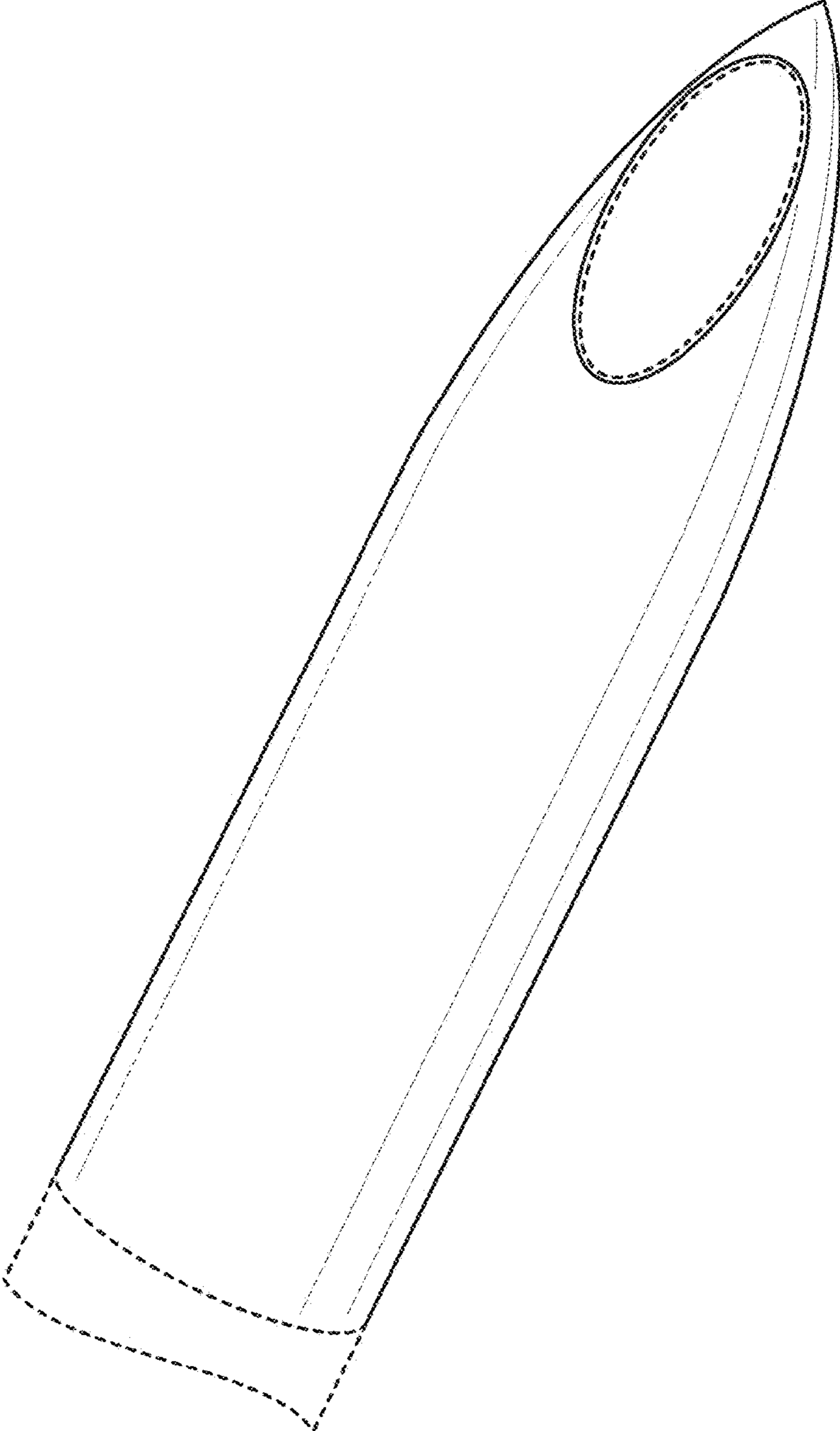


FIG. 1




FIG. 2

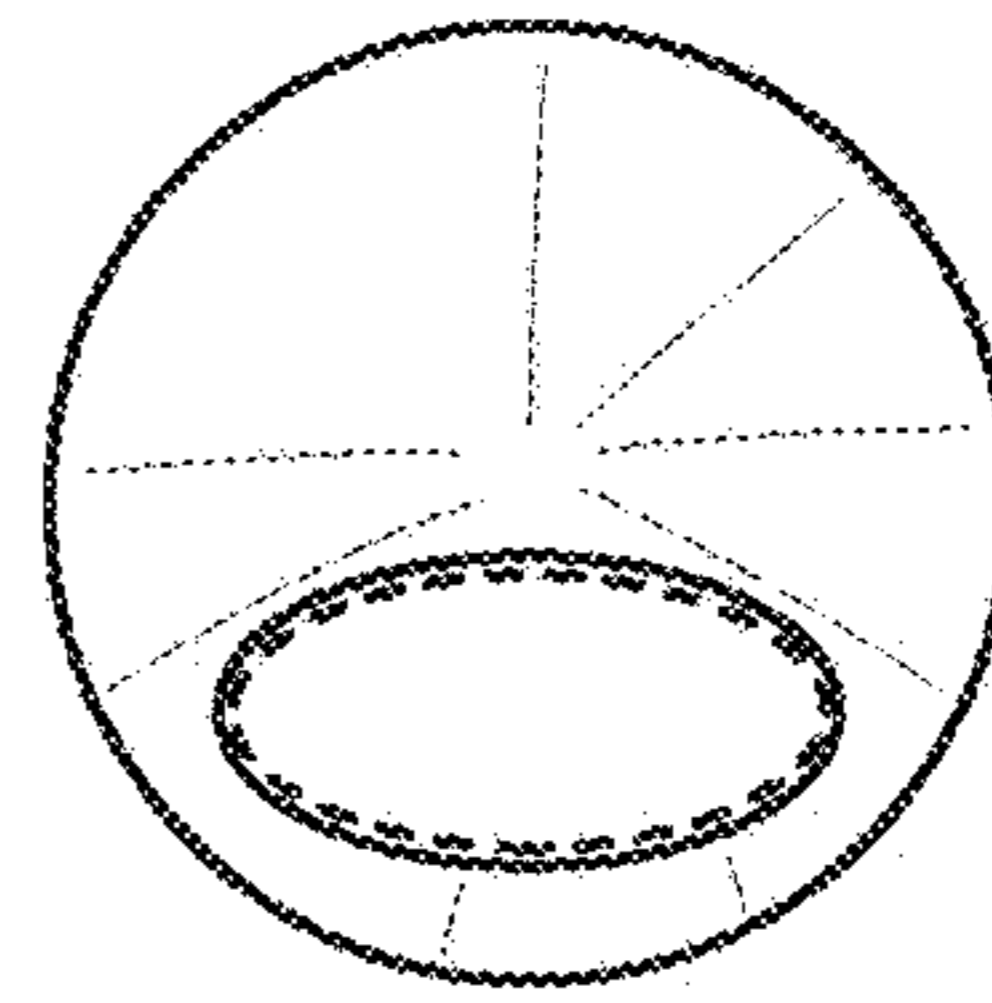


FIG. 3




FIG. 4

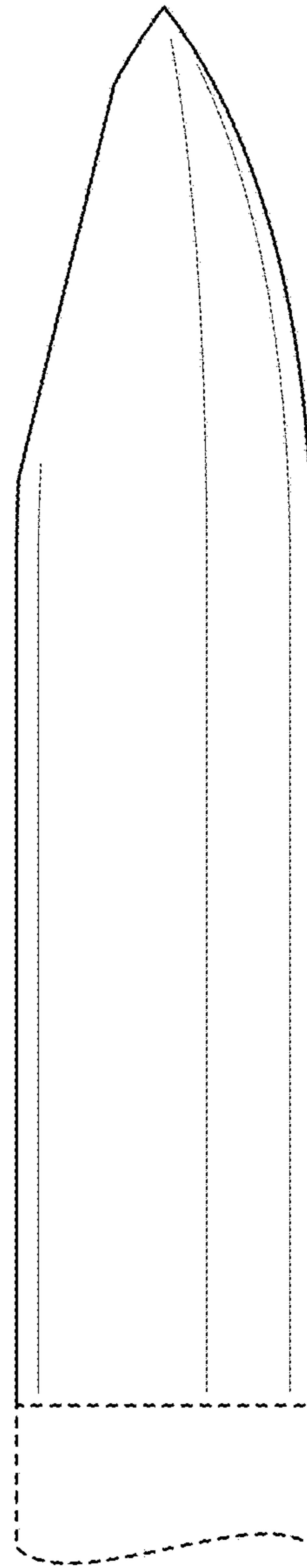


FIG. 5




FIG. 6