



US00D836321S

(12) **United States Design Patent** (10) **Patent No.:** **US D836,321 S**
Lee (45) **Date of Patent:** **** Dec. 25, 2018**

(54) **SHOE UPPER** 1,772,238 A * 8/1930 Bonne A43C 11/22
12/21

(71) Applicant: **Skechers U.S.A., Inc. II**, Manhattan Beach, CA (US) D135,238 S * 3/1943 Bingham, Jr. D2/978
4,777,705 A * 10/1988 Ingram A43C 11/22
24/453

(72) Inventor: **Joohee Lee**, Torrance, CA (US) D377,114 S * 1/1997 Crowley D2/978
D397,858 S * 9/1998 Cass D2/978

(73) Assignee: **Skechers U.S.A., Inc. II**, Manhattan Beach, CA (US) D437,991 S 2/2001 Matis
D438,697 S 3/2001 Matis et al.
D441,421 S 5/2001 Matis
D444,623 S 7/2001 Wilson
D453,619 S * 2/2002 Rosso D2/978
D476,144 S 6/2003 Adams et al.
D479,037 S 9/2003 Matis
D515,287 S 2/2006 Ardissono
D545,550 S 7/2007 Matis et al.
D623,834 S 9/2010 Parisotto et al.
D696,844 S 1/2014 Curtis
D707,938 S 7/2014 Spring
D712,130 S 9/2014 Lonigan

(**) Term: **15 Years**

(21) Appl. No.: **29/661,200**

(22) Filed: **Aug. 24, 2018**

Related U.S. Application Data

(62) Division of application No. 29/650,963, filed on Jun. 11, 2018, now Pat. No. Des. 830,047.

(51) **LOC (11) Cl.** **02-99**

(52) **U.S. Cl.**
USPC **D2/978**

(58) **Field of Classification Search**
USPC D2/902, 906-908, 923, 944, 946, 969,
D2/972-975, 978
CPC ... A43B 13/181; A43B 13/141; A43B 13/186;
A43B 13/188; A43B 23/00; A43B 23/02;
A43B 5/00; A43B 23/26; A43B 1/04;
A43B 11/14; A43B 7/00; A43B 3/12;
A43C 3/00; A43C 5/00; A43C 7/00;
A43C 11/004; A43C 11/00; A43C 11/22
See application file for complete search history.

References Cited

U.S. PATENT DOCUMENTS

1,361,796 A * 12/1920 Moore A43C 11/22
36/50.1

1,530,314 A * 3/1925 Ford A43C 11/22
24/575.1

(Continued)

Primary Examiner — Dominic V Simone

(74) *Attorney, Agent, or Firm* — Marshall A. Lemer;
Marvin H. Kleinberg; Kleinberg & Lemer, LLP


(57) **CLAIM**

The ornamental design for a shoe upper, as shown and described.

DESCRIPTION

FIG. 1 is a perspective view of a shoe upper in accordance with my new design.
FIG. 2 is a left side view thereof;
FIG. 3 is a right side view thereof;
FIG. 4 is a top plan view thereof;
FIG. 5 is a bottom plan view thereof;
FIG. 6 is a rear elevation view thereof; and,
FIG. 7 is a front elevation view thereof.
The broken lines shown in the drawings represent portions of the shoe upper that form no part of the claimed design.

1 Claim, 6 Drawing Sheets



(56)

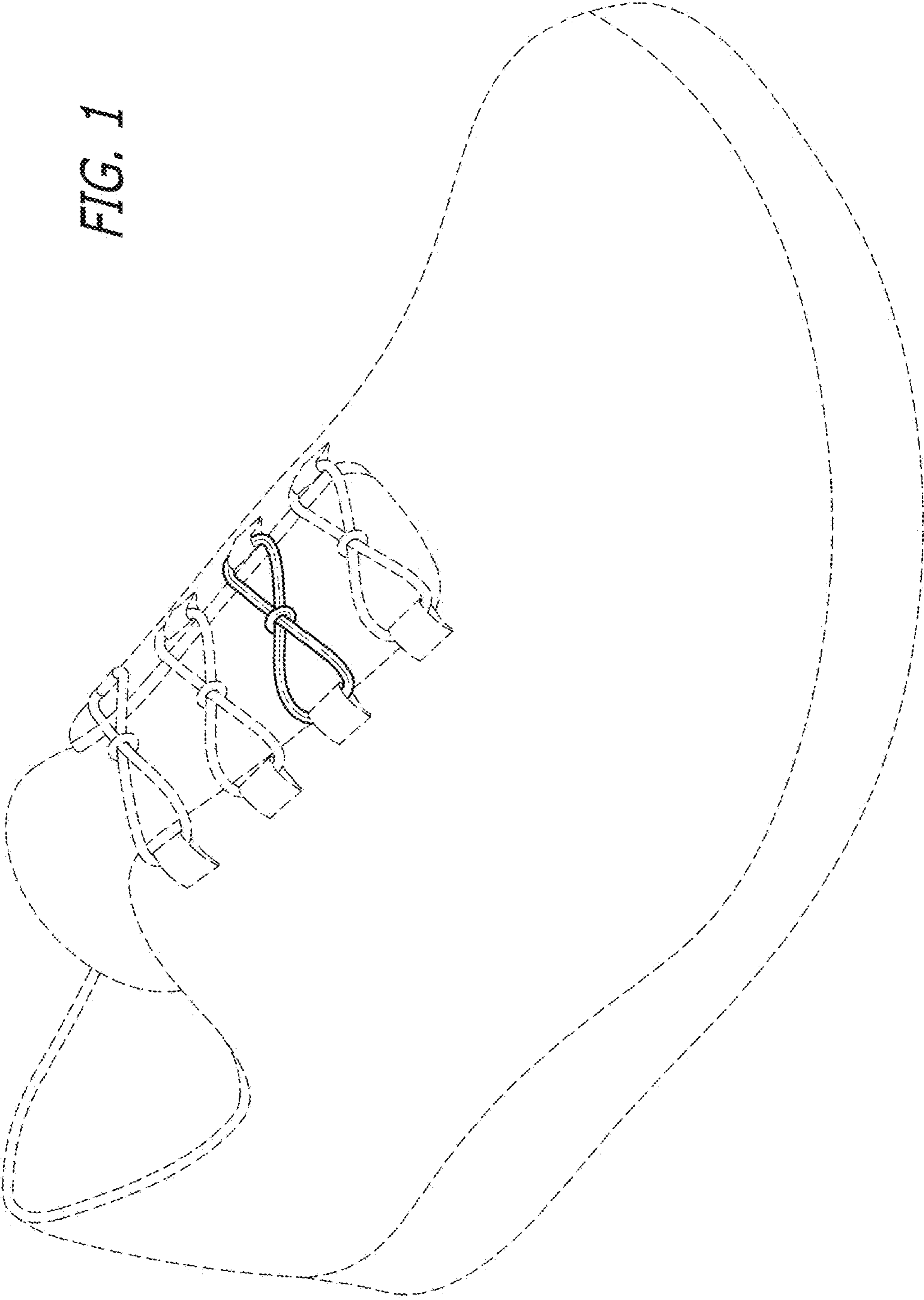
References Cited

U.S. PATENT DOCUMENTS

D713,630 S 9/2014 Lonigan
D715,531 S 10/2014 Cochrane
D719,339 S * 12/2014 Lee D2/978
D719,341 S * 12/2014 Lee D2/978
9,491,989 B2 * 11/2016 Rivas A43C 11/22
D790,208 S * 6/2017 Taylor D2/978
9,730,493 B2 * 8/2017 Teifer A43C 11/22
9,737,117 B2 * 8/2017 Nonogawa A43C 11/22
9,801,429 B2 * 10/2017 Uchikawa A43C 1/00
D812,365 S * 3/2018 Talley D2/978

* cited by examiner

FIG. 1



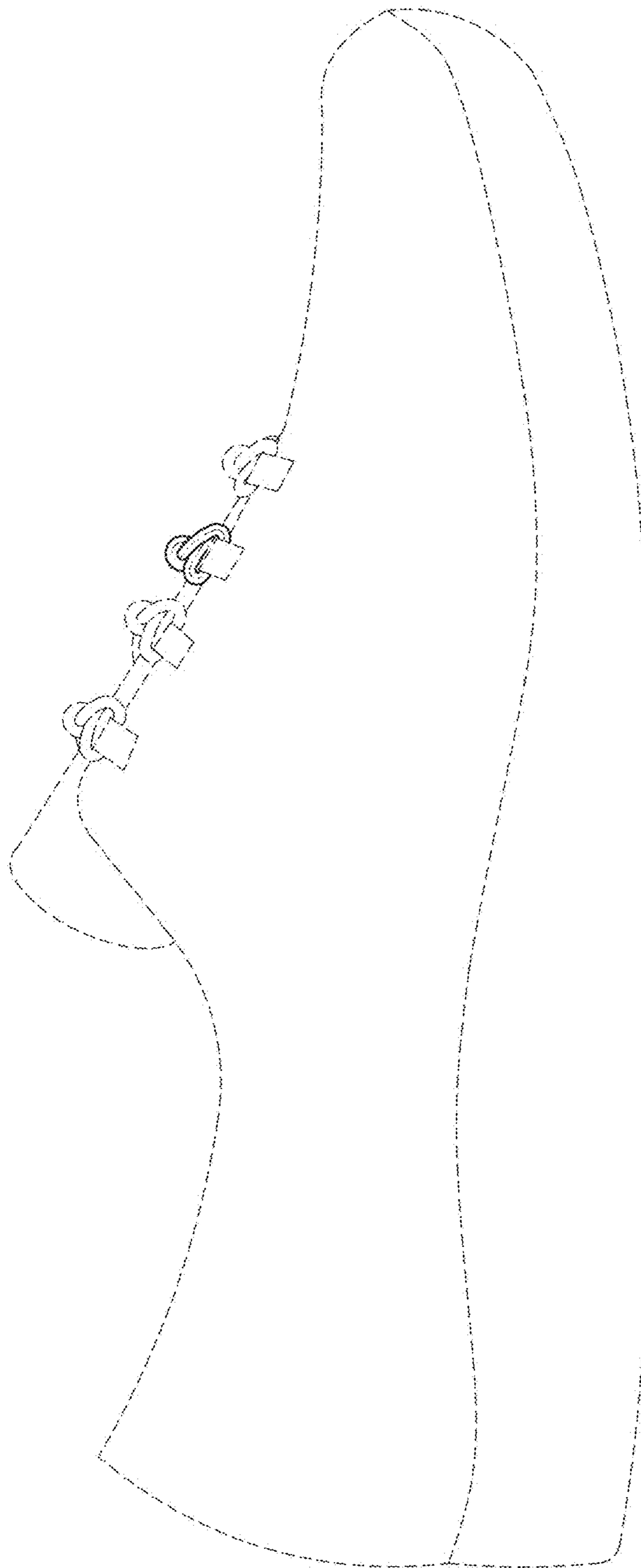


FIG. 2



FIG. 3

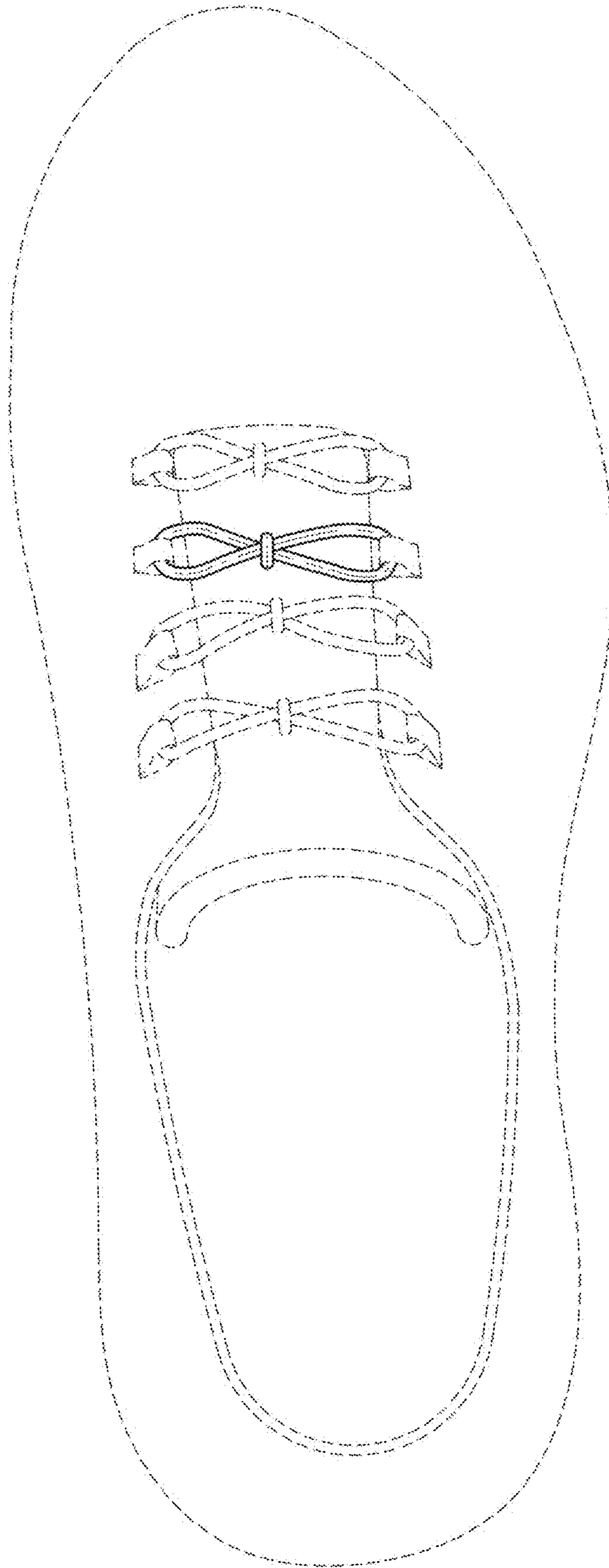


FIG. 4

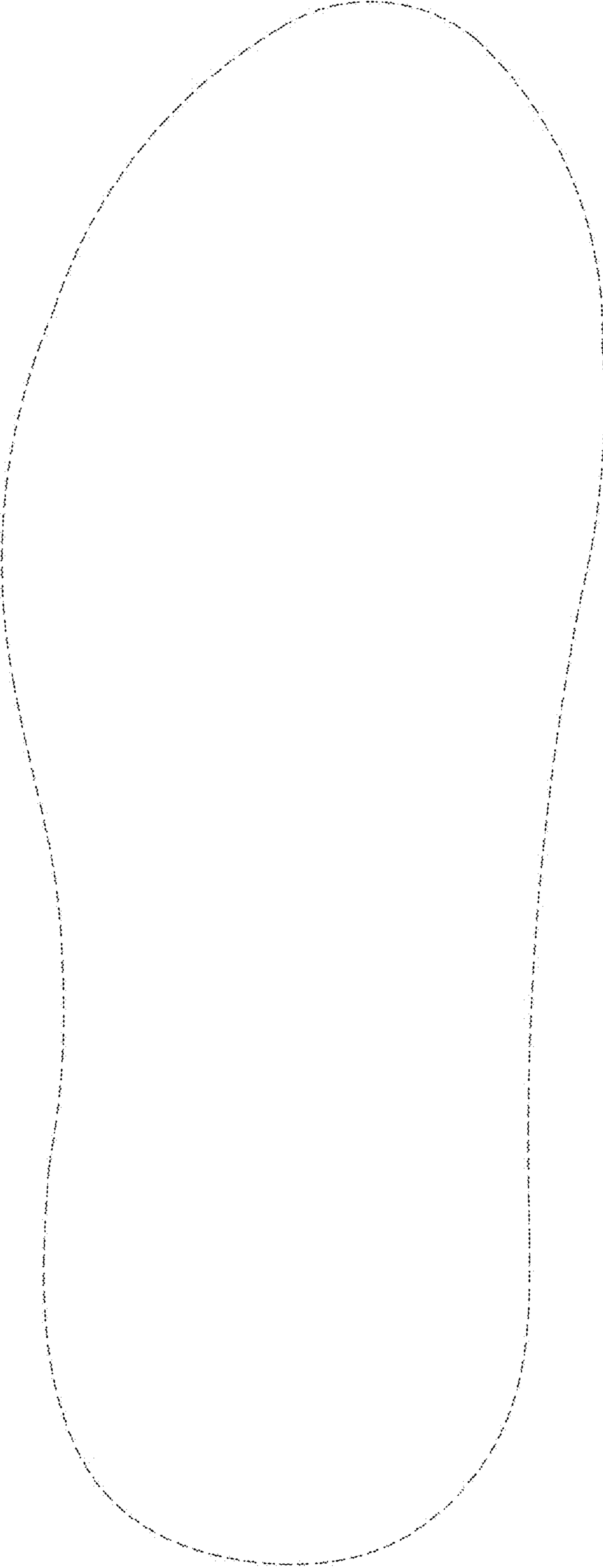


FIG. 5

FIG. 7

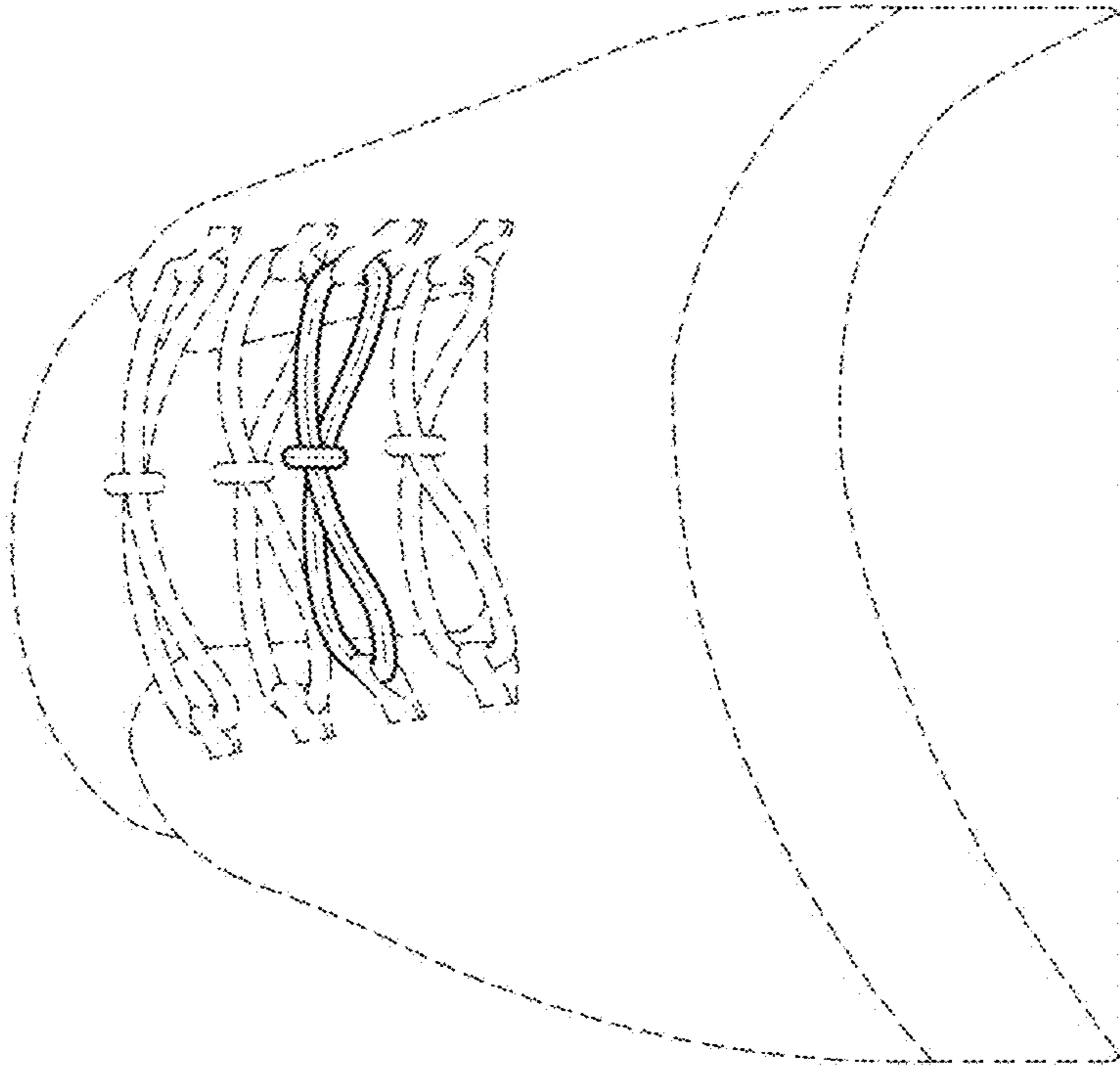


FIG. 6

