



US00D836314S

(12) **United States Design Patent**
Hawthornthwaite et al.

(10) **Patent No.:** **US D836,314 S**

(45) **Date of Patent:** **** Dec. 25, 2018**

(54) **PORTION OF A SHOE**

(71) Applicant: **Rothy's, Inc.**, San Francisco, CA (US)

(72) Inventors: **Stephen Hawthornthwaite**, Los Angeles, CA (US); **William Roth Martin**, San Francisco, CA (US)

(73) Assignee: **ROTHY'S, INC.**, San Francisco, CA (US)

(**) Term: **15 Years**

(21) Appl. No.: **29/660,286**

(22) Filed: **Aug. 20, 2018**

Related U.S. Application Data

(60) Continuation of application No. 29/622,868, filed on Oct. 20, 2017, now Pat. No. Des. 831,325, which is a division of application No. 29/576,783, filed on Sep. 7, 2016, now Pat. No. Des. 804,156, which is a division of application No. 29/512,404, filed on Dec. 18, 2014, now Pat. No. Des. 768,366.

(51) **LOC (11) Cl.** **02-99**

(52) **U.S. Cl.**
USPC **D2/971**

(58) **Field of Classification Search**
USPC D2/896, 919, 923, 925-942, 969, 971
CPC A43B 21/00; A43B 21/02; A43B 21/06;
A43B 9/14; A43B 1/0045; A43B 13/10;
A43B 13/12; A43B 23/06; A43B 23/07;
A43B 1/0036; A43B 5/12
See application file for complete search history.

(56) **References Cited**

U.S. PATENT DOCUMENTS

20,439 A * 6/1858 Michel et al. A43B 3/16
36/7.1 R
D16,609 S * 4/1886 Buchanan D2/939

687,513 A * 11/1901 Bibikov A43B 3/126
36/11.5
D86,152 S * 2/1932 Bellak D2/920
D109,313 S * 4/1938 Delman D2/935
D133,819 S * 9/1942 Harris D2/939

(Continued)

Primary Examiner — Dominic V Simone

(74) *Attorney, Agent, or Firm* — Arent Fox LLP

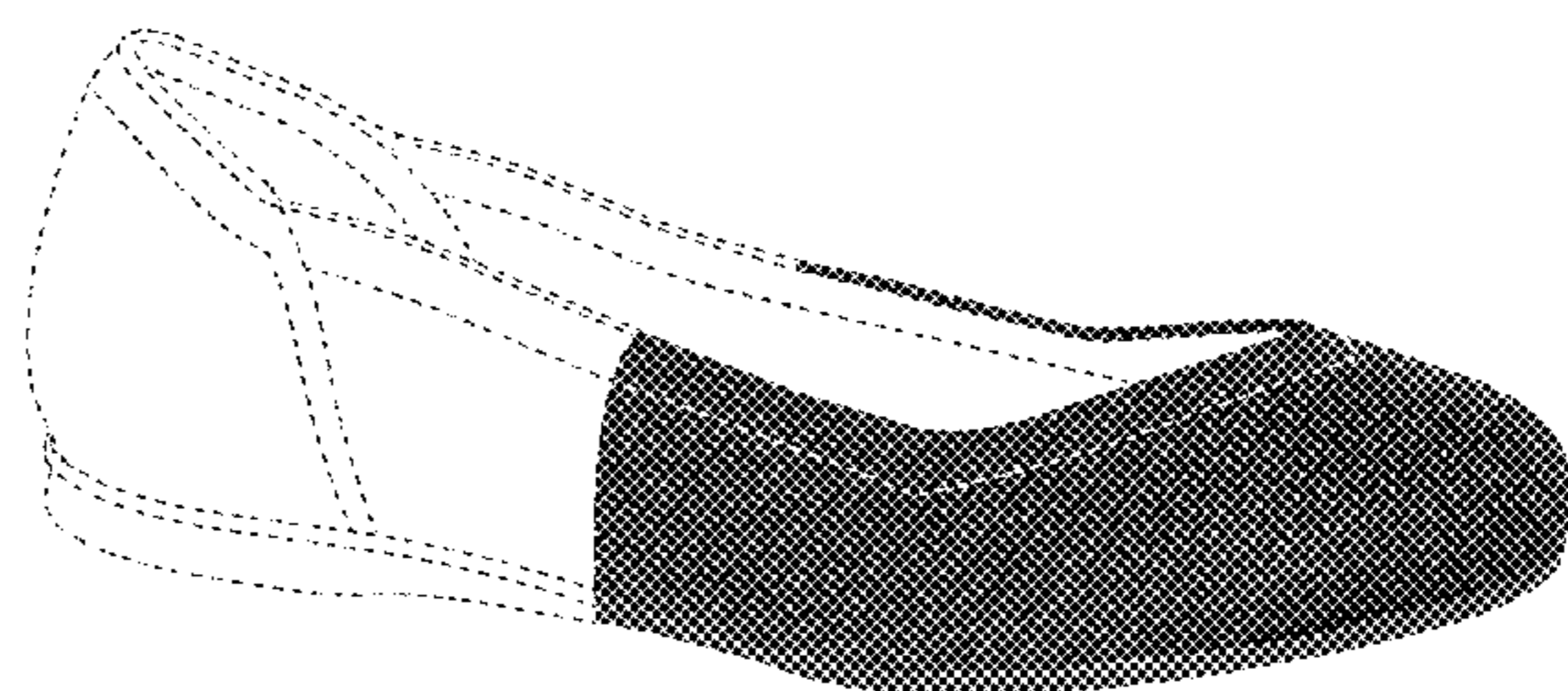
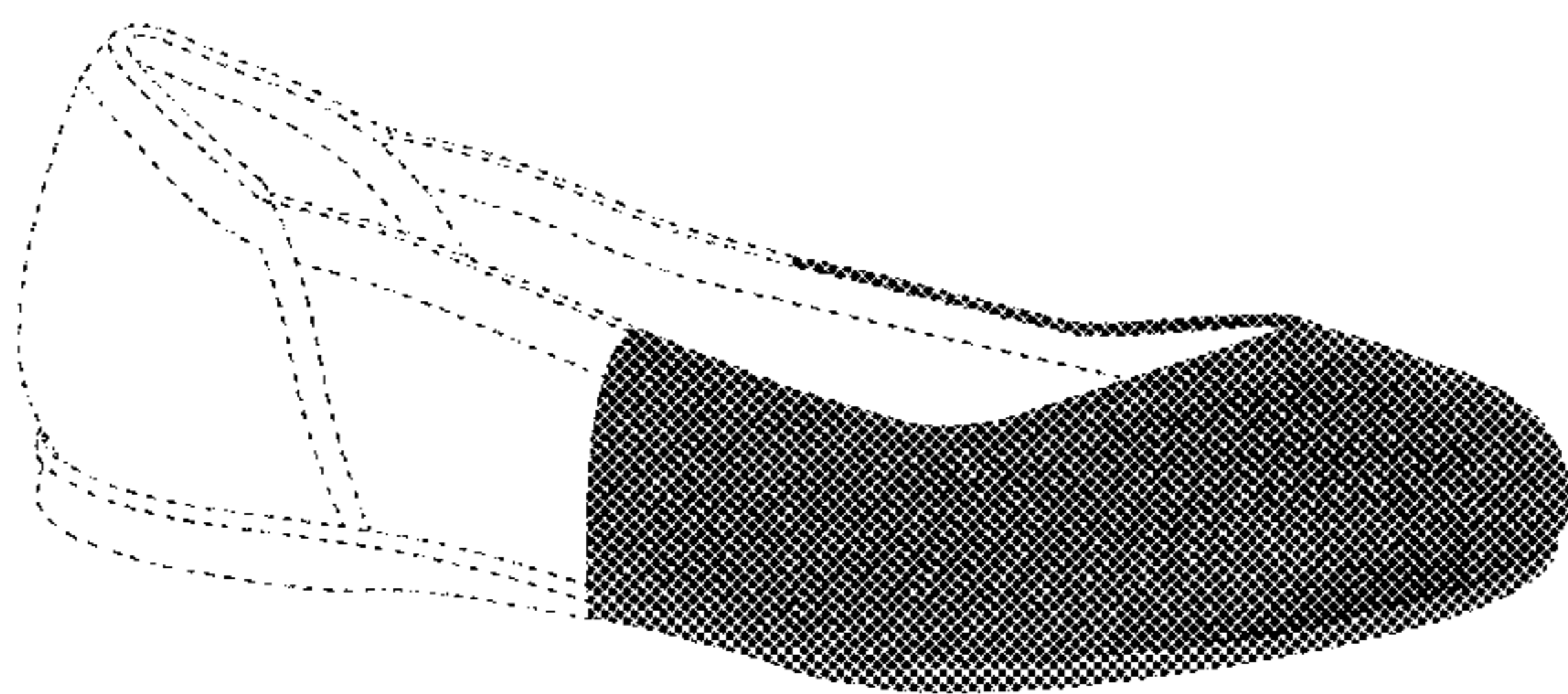
(57) **CLAIM**

The ornamental design for a portion of a shoe, as shown and described.

DESCRIPTION

FIG. 1 is front right perspective view of a first embodiment of a portion of a shoe showing our new design; FIG. 2 is right side view of the design shown in FIG. 1; FIG. 3 is a left side view of the design shown in FIG. 1; FIG. 4 is a front view of the design shown in FIG. 1; FIG. 5 is a rear view of the design shown in FIG. 1; FIG. 6 is a top view of the design shown in FIG. 1; FIG. 7 is a bottom view of the design shown in FIG. 1; FIG. 8 is front right perspective view of a second embodiment of a portion of a shoe showing our new design; FIG. 9 is right side view of the design shown in FIG. 8; FIG. 10 is a left side view of the design shown in FIG. 8; FIG. 11 is a front view of the design shown in FIG. 8; FIG. 12 is a rear view of the design shown in FIG. 8; FIG. 13 is a top view of the design shown in FIG. 8; and, FIG. 14 is a bottom view of the design shown in FIG. 8. The figures include broken, solid and dash-dot-dash lines. The areas within the solid lines and inside the dash-dot-dash lines form the claimed design. The dash-dot-dash lines illustrate an unclaimed boundary of the claimed design. The broken lines shown in the figures are included for the purpose of illustrating portions of the portion of the shoe and form no part of the claimed design.

1 Claim, 12 Drawing Sheets



(56)

References Cited

U.S. PATENT DOCUMENTS

D137,763	S	*	4/1944	Goldstein	D2/939
D137,765	S	*	4/1944	Goldstein	D2/941
D149,683	S	*	5/1948	Sandler	D2/930
D149,695	S	*	5/1948	Sandler	D2/930
D163,185	S	*	5/1951	Joyce	D2/930
D167,503	S	*	8/1952	Diamant	D2/923
D180,334	S	*	5/1957	Keyes	D2/971
D190,900	S	*	7/1961	Grossman	D2/939
D247,932	S	*	5/1978	Katz	D2/927
D273,627	S	*	5/1984	Huberman	D2/941
D499,865	S	*	12/2004	Belley	D2/969
D500,191	S	*	12/2004	Belley	D2/969
D527,513	S	*	9/2006	Della Valle	D2/919
D545,037	S	*	6/2007	Shaffer	D2/969
D571,084	S	*	6/2008	Comeau	D2/925
D571,548	S	*	6/2008	Seamans	D2/925
D579,637	S	*	11/2008	Liow	D2/925
D611,693	S	*	3/2010	Schwartz	D2/969
D612,591	S	*	3/2010	Schwartz	D2/969
D660,565	S	*	5/2012	Della Valle	D2/925
D668,027	S	*	10/2012	Millieret	D2/925
D668,438	S	*	10/2012	Millieret	D2/925
D668,847	S	*	10/2012	Gavrieli	D2/925
D668,848	S	*	10/2012	Gavrieli	D2/925
D668,849	S	*	10/2012	Pozzi	D2/925
D668,850	S	*	10/2012	Pozzi	D2/925
D676,634	S	*	2/2013	Gavrieli	D2/925
D693,103	S	*	11/2013	McMillan	D2/971
D730,635	S	*	6/2015	Lin	D2/939
D744,730	S	*	12/2015	Kirkwood	D2/923
D768,366	S		10/2016	Hawthornthwaite et al.		
D804,156	S		12/2017	Hawthornthwaite et al.		

* cited by examiner

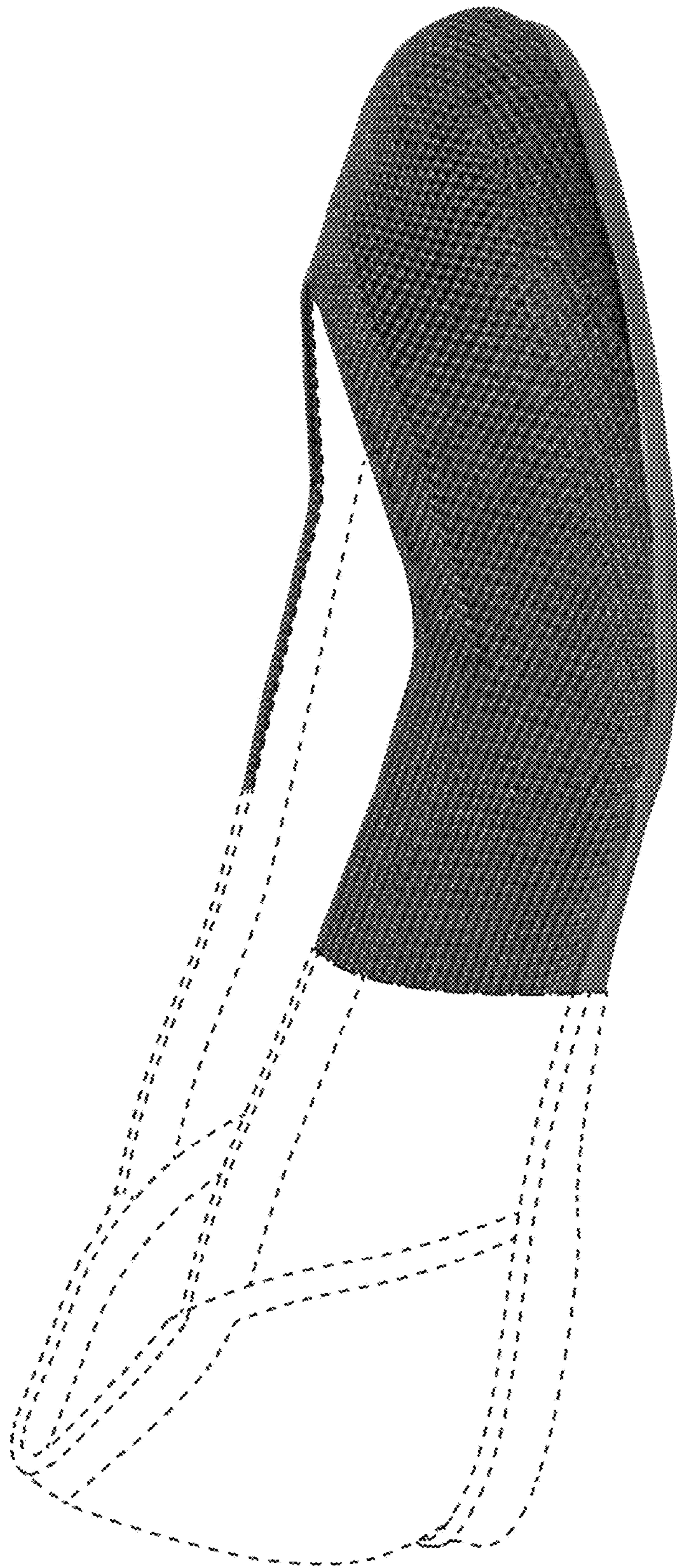


FIG. 1




FIG. 2

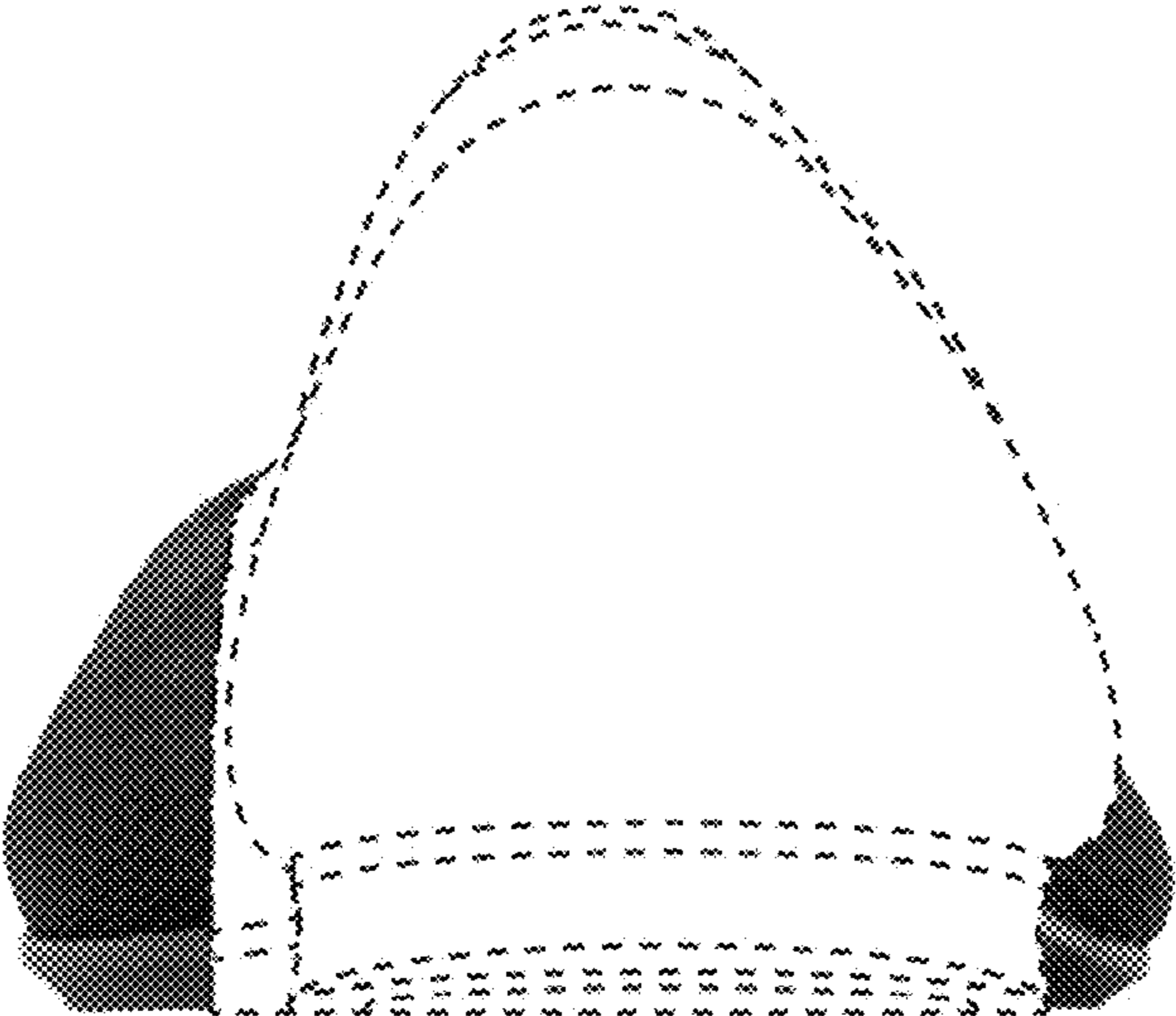


FIG. 3




FIG. 4




FIG. 5

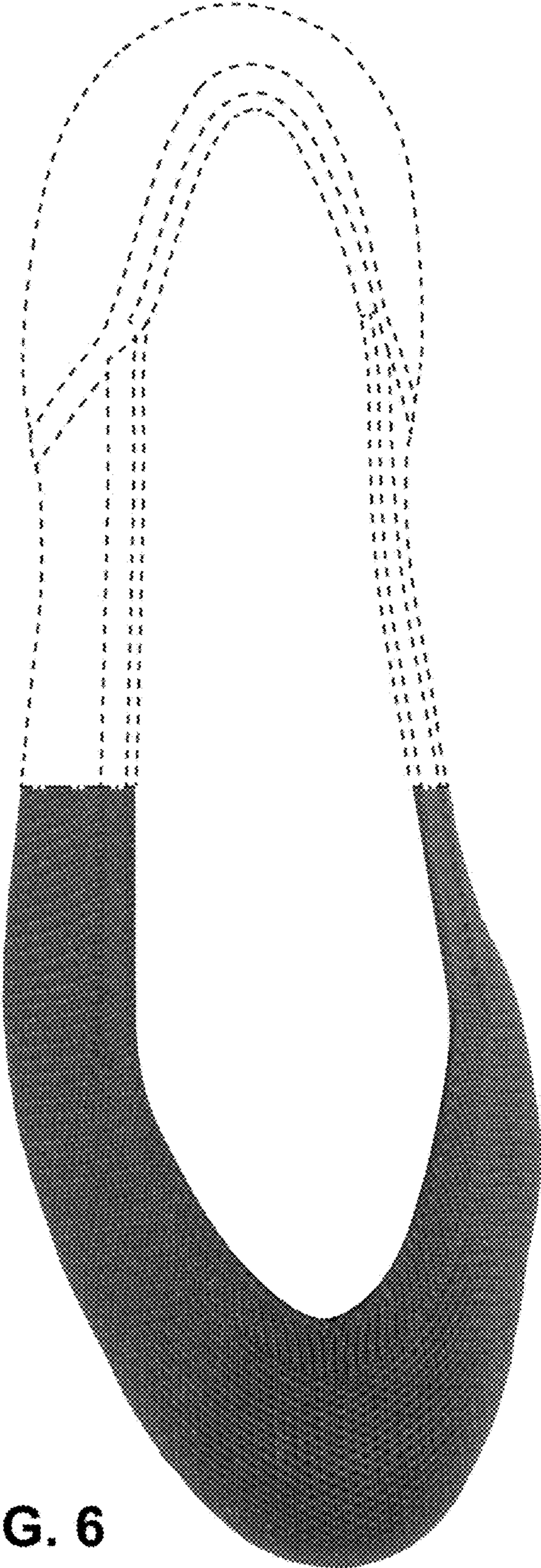


FIG. 6

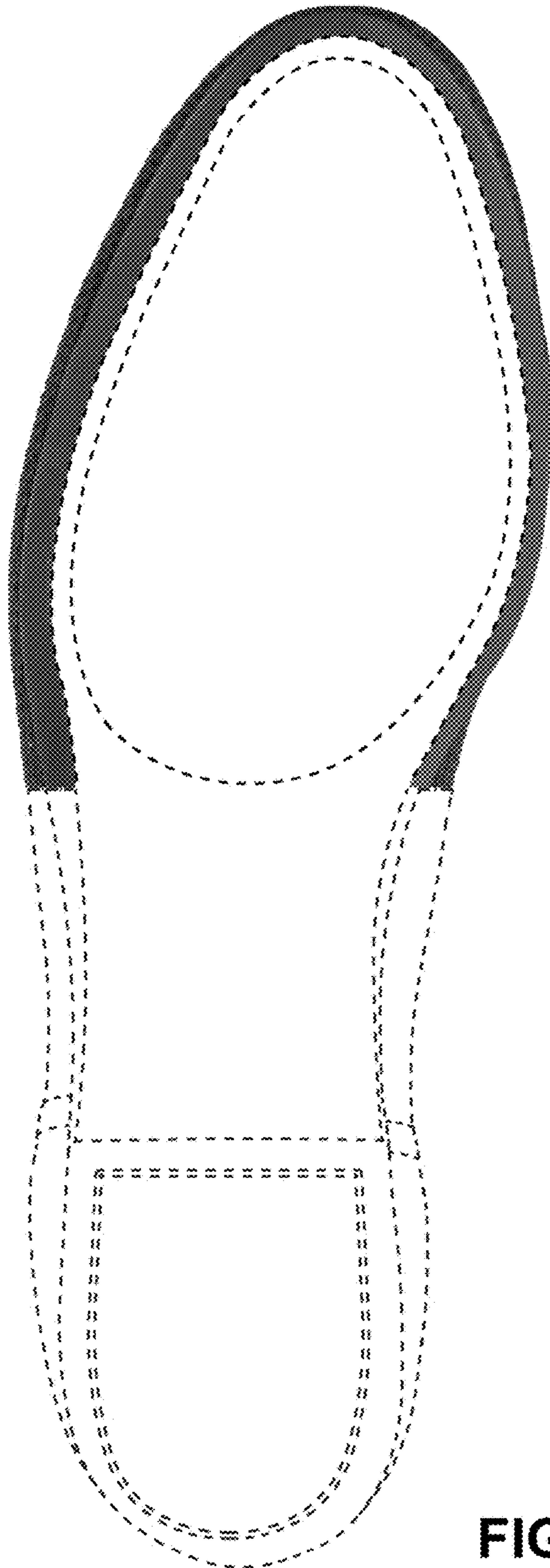


FIG. 7

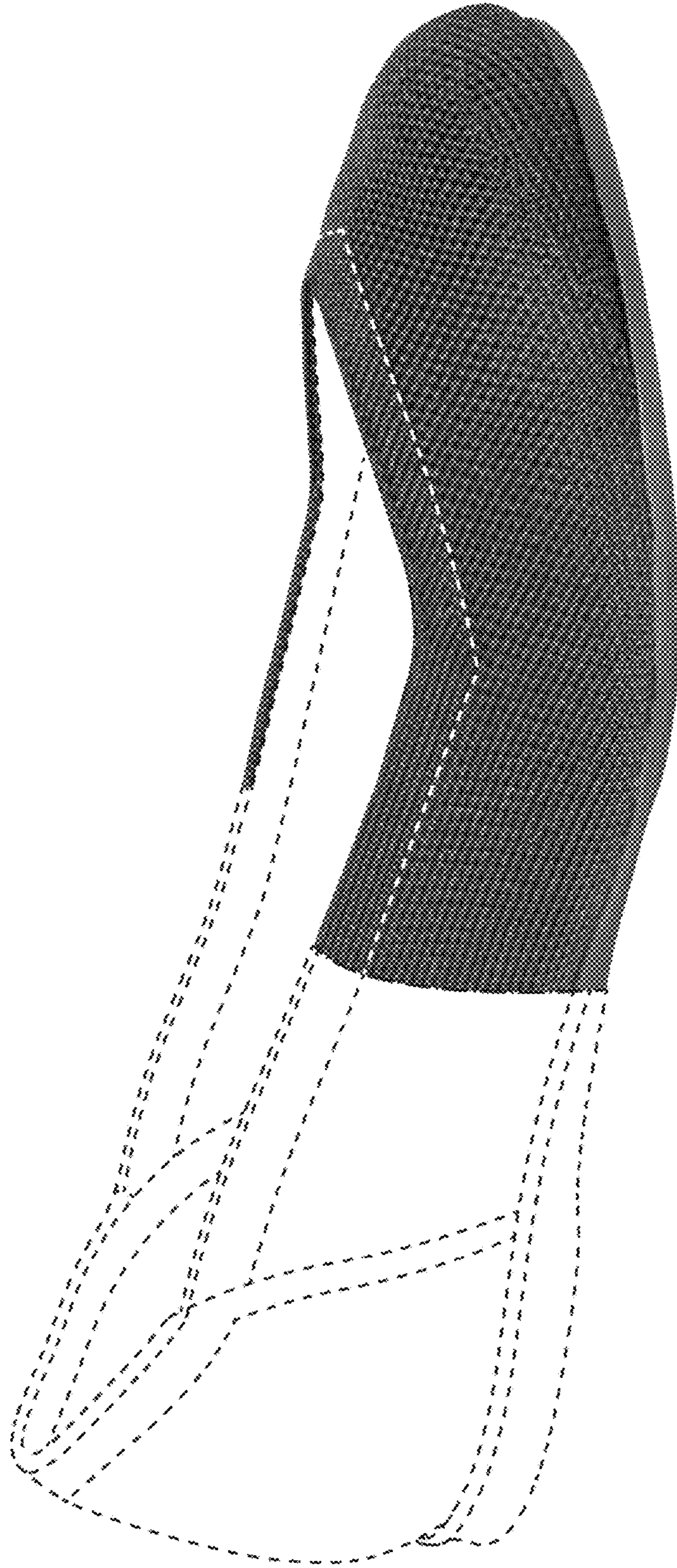


FIG. 8




FIG. 9

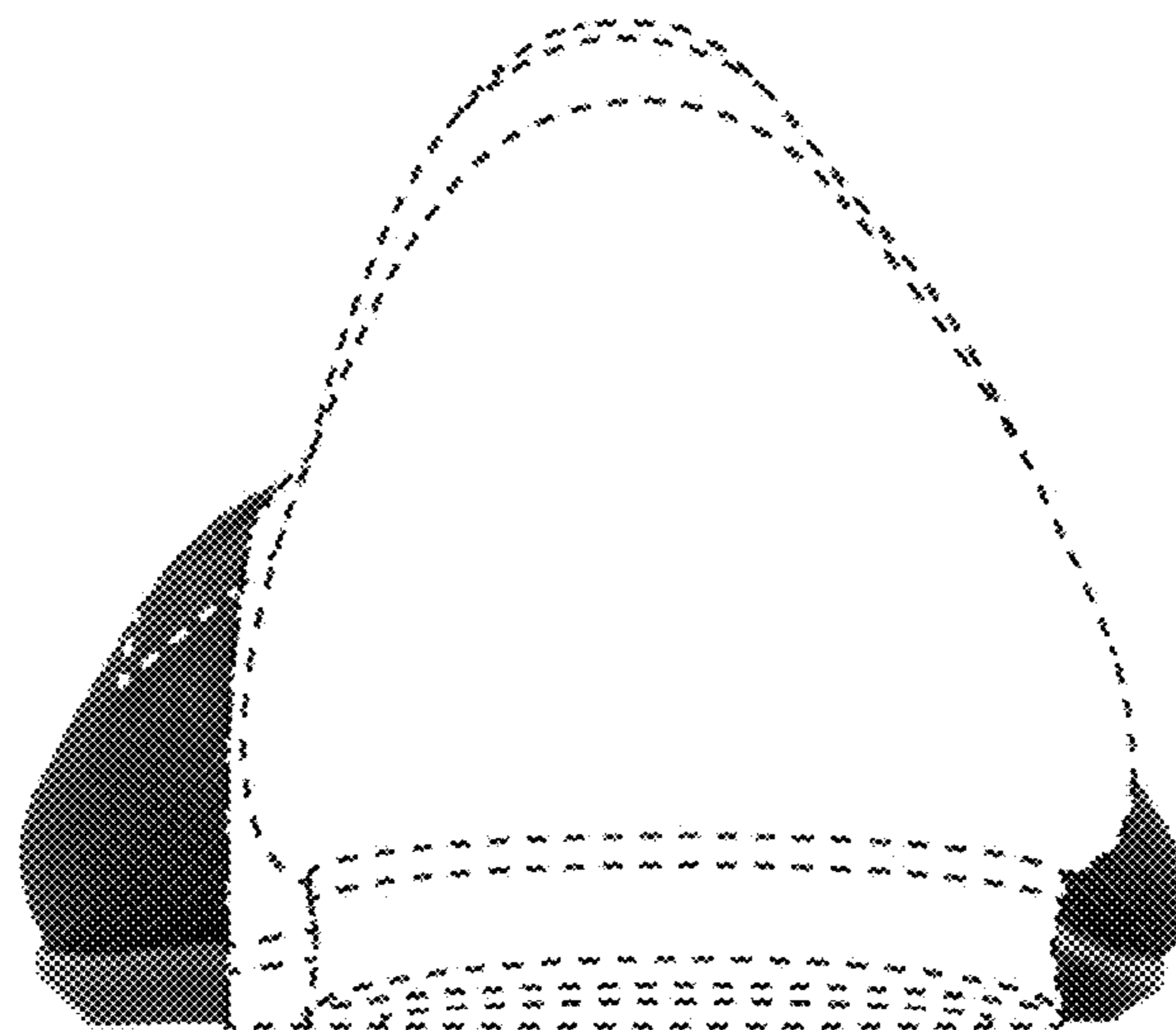


FIG. 10




FIG. 11




FIG. 12

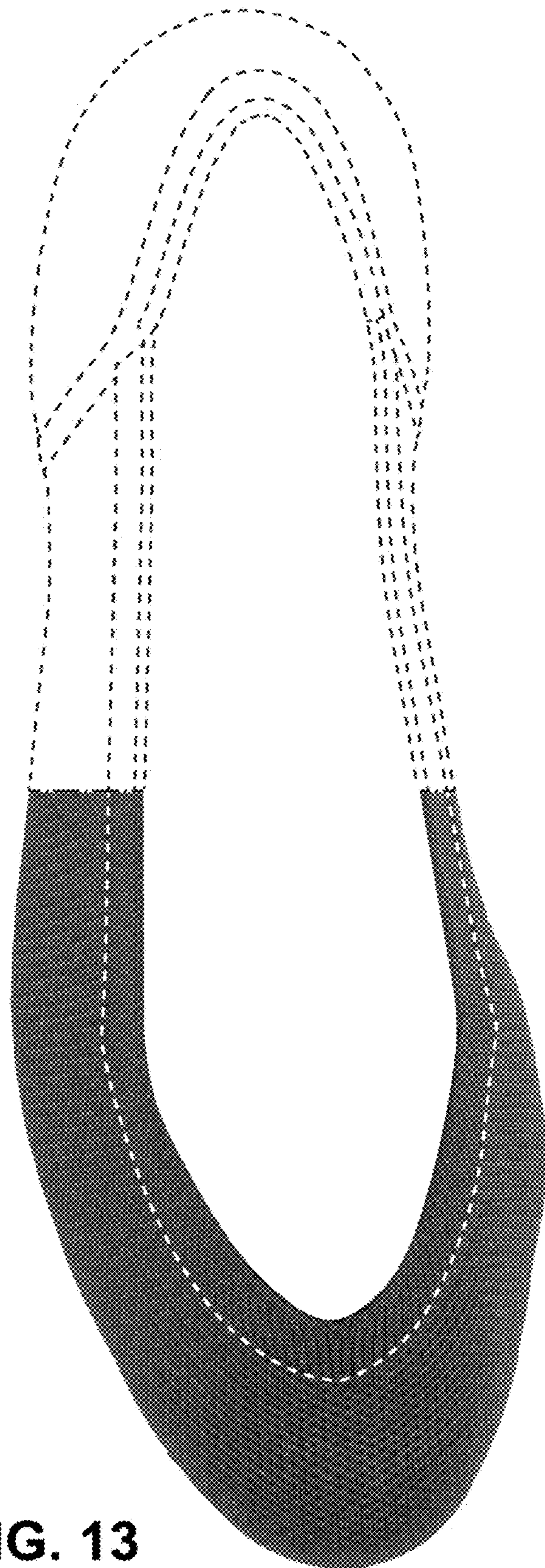


FIG. 13




FIG. 14