



US00D836309S

(12) **United States Design Patent**
Glancy

(10) **Patent No.:** **US D836,309 S**

(45) **Date of Patent:** **** Dec. 25, 2018**

- (54) **ARTICLE OF FOOTWEAR**
- (71) Applicant: **Under Armour, Inc.**, Baltimore, MD (US)
- (72) Inventor: **Michael Glancy**, Baltimore, MD (US)
- (73) Assignee: **Under Armour, Inc.**, Baltimore, MD (US)

6,418,641 B1 *	7/2002	Schenkel	A43B 13/12
				36/102
D485,424 S *	1/2004	Kielt	D2/961
D540,015 S *	4/2007	McClaskie	D2/953
D541,511 S *	5/2007	Wu	D2/956
D551,833 S *	10/2007	Feller	D2/953
D599,994 S *	9/2009	Elliott	D2/961
D680,722 S *	4/2013	Link	D2/951
D727,608 S *	4/2015	Steven	B29D 35/122
				D2/947
D769,592 S *	10/2016	Kasprzak	A43B 13/04
				D2/951

(**) Term: **15 Years**

(Continued)

(21) Appl. No.: **29/604,070**

Primary Examiner — T Chase Nelson

(22) Filed: **May 15, 2017**

(74) Attorney, Agent, or Firm — Maginot, Moore & Beck LLP

(51) **LOC (11) Cl.** **02-04**

(52) **U.S. Cl.**

(57) **CLAIM**

USPC **D2/951**; D2/953; D2/960

The ornamental design for an article of footwear, as shown and described.

(58) **Field of Classification Search**

DESCRIPTION

USPC D2/902, 906, 908, 916, 918, 925, D2/946–962, 977; 36/3 B, 22 R, 24.5, 36/25 R, 28, 32 R, 34 R, 59 C, 67 A, 103

CPC A43B 13/00; A43B 13/02; A43B 13/023; A43B 13/026; A43B 13/04; A43B 13/08; A43B 13/10; A43B 13/12; A43B 13/14; A43B 13/141; A43B 13/143; A43B 13/16; A43B 13/18; A43B 13/181; A43B 13/187; A43B 13/189; A43B 13/20; A43B 13/22; A43B 13/223; A43B 13/24; A43B 13/28; A43B 13/30; A43B 13/32; A43B 13/34; A43B 13/36

See application file for complete search history.

FIG. 1 is a bottom perspective view of an article of footwear showing my new design;

FIG. 2 is another bottom perspective view of the article of footwear of FIG. 1;

FIG. 3 is a top view of the article of footwear of FIG. 1;

FIG. 4 is a bottom view of the article of footwear of FIG. 1;

FIG. 5 is a right side view showing the article of footwear of FIG. 1;

FIG. 6 is a left side view of the article of footwear of FIG. 1;

FIG. 7 is a front view of the article of footwear of FIG. 1;

FIG. 8 is a rear view of the article of footwear of FIG. 1; and,

FIG. 9 is a top perspective view of the article of footwear of FIG. 1.

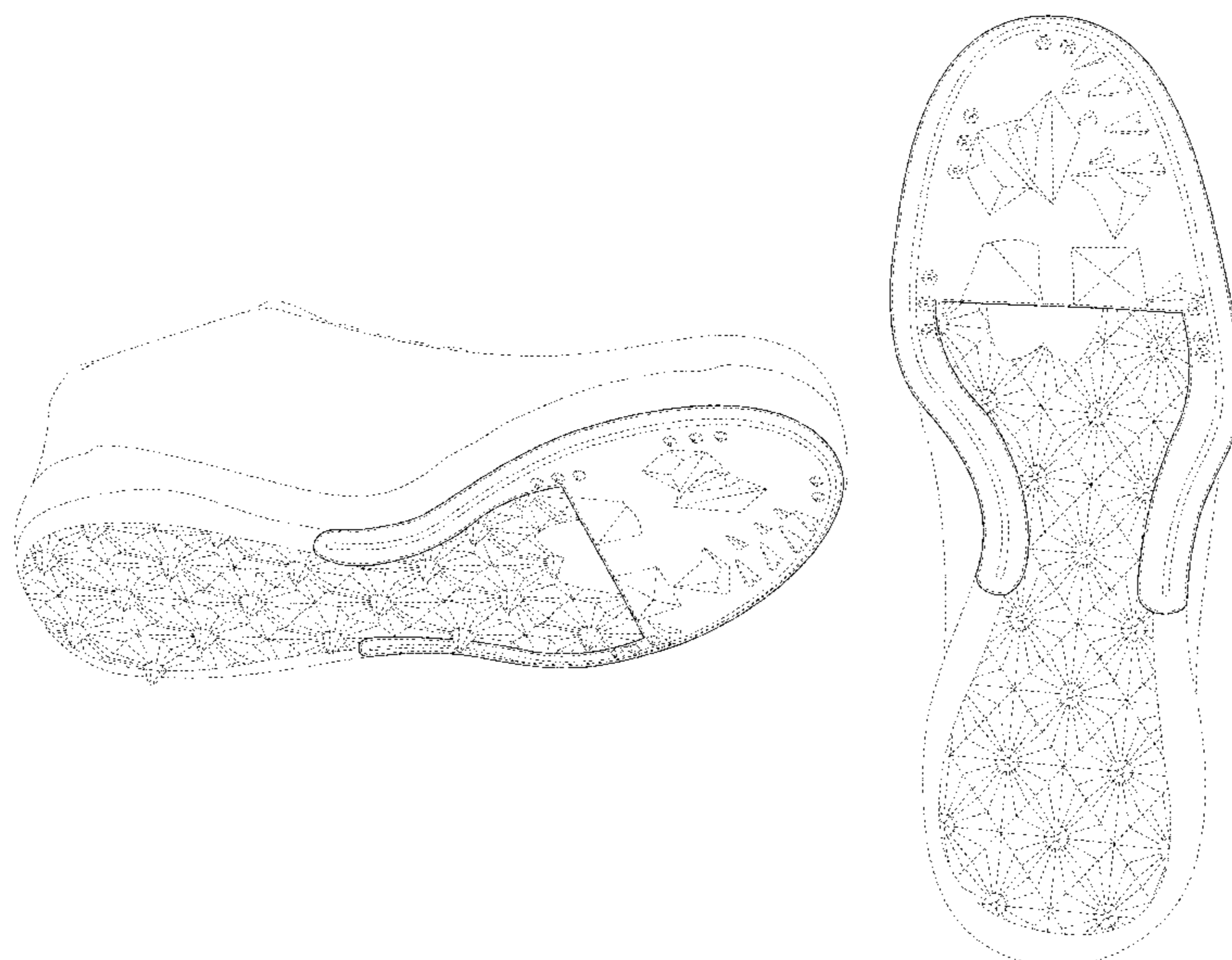
The broken lines shown in the drawings illustrate portions of the article of footwear that form no part of the claimed design.

(56) **References Cited**

U.S. PATENT DOCUMENTS

D370,116 S *	5/1996	Passke	D2/961
5,595,004 A *	1/1997	Lyden	A43B 13/20
				36/153
D401,042 S *	11/1998	Davis	D2/951

1 Claim, 9 Drawing Sheets



(56)

References Cited

U.S. PATENT DOCUMENTS

D792,692	S *	7/2017	Schouwenburg	A43B 13/181 D2/961
D795,550	S *	8/2017	Weiss	A43B 7/1425 D2/961
9,730,487	B2 *	8/2017	Davison	A43B 13/189
9,750,307	B2 *	9/2017	Campos, II	B29D 35/122
D801,652	S *	11/2017	Small	D2/953
2010/0005684	A1 *	1/2010	Nishiwaki	A43B 7/1425 36/28
2010/0170106	A1 *	7/2010	Brewer	A43B 7/24 36/28
2015/0013190	A1 *	1/2015	Davison	A43B 13/189 36/102
2016/0037858	A1 *	2/2016	Foxen	A43B 13/125 36/103
2016/0073732	A1 *	3/2016	Ernst	A43B 13/181 36/28
2017/0020228	A1 *	1/2017	Scotfield	A43B 13/181
2017/0042286	A1 *	2/2017	Meschter	A43B 13/141
2017/0265564	A1 *	9/2017	Peyton	A43B 13/04
2017/0265566	A1 *	9/2017	Case	A43B 13/04
2017/0266938	A1 *	9/2017	Hensley	A43B 1/0027
2017/0340059	A1 *	11/2017	Campos	B29D 35/122
2018/0077996	A1 *	3/2018	Peyton	A43B 7/144
2018/0192736	A1 *	7/2018	Luedecke	A43B 13/04

* cited by examiner

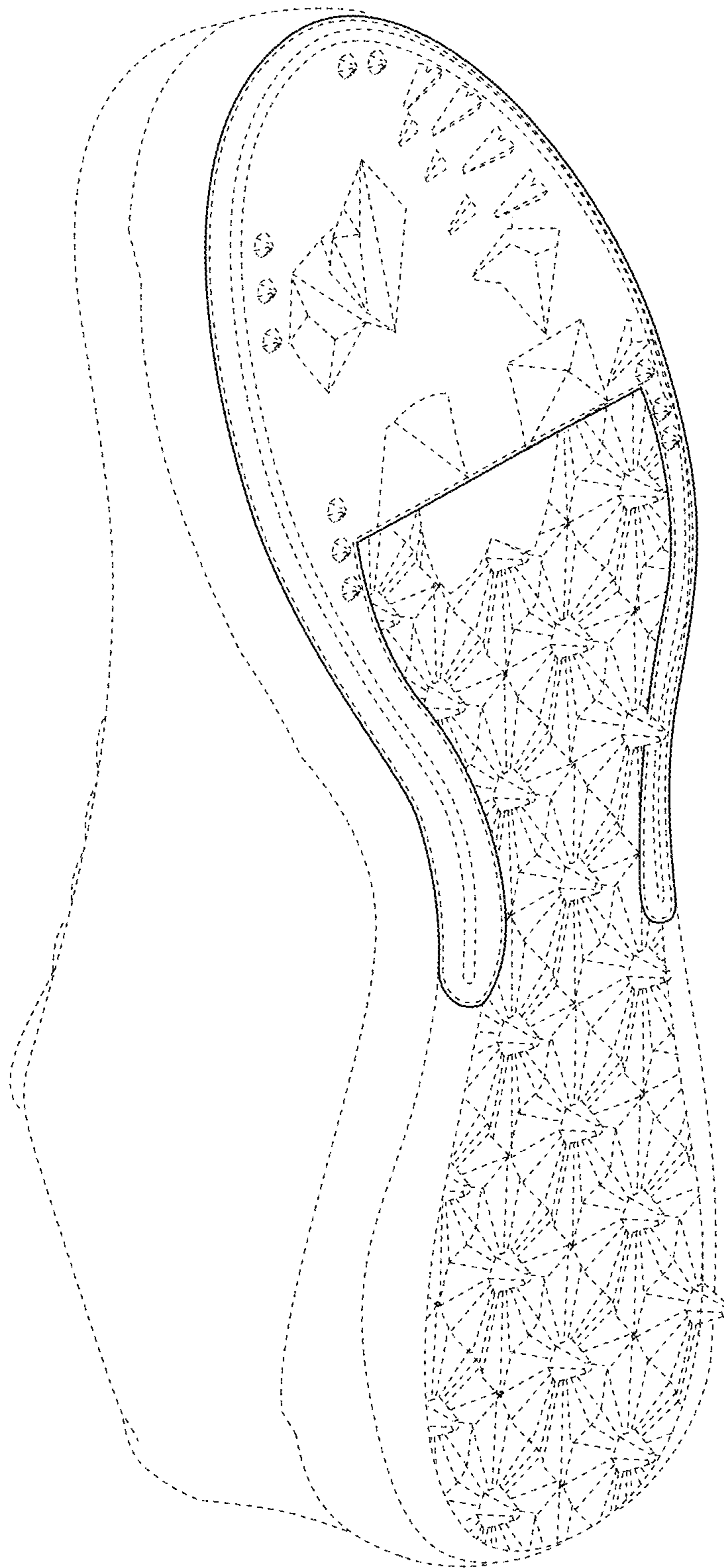


FIG. 1

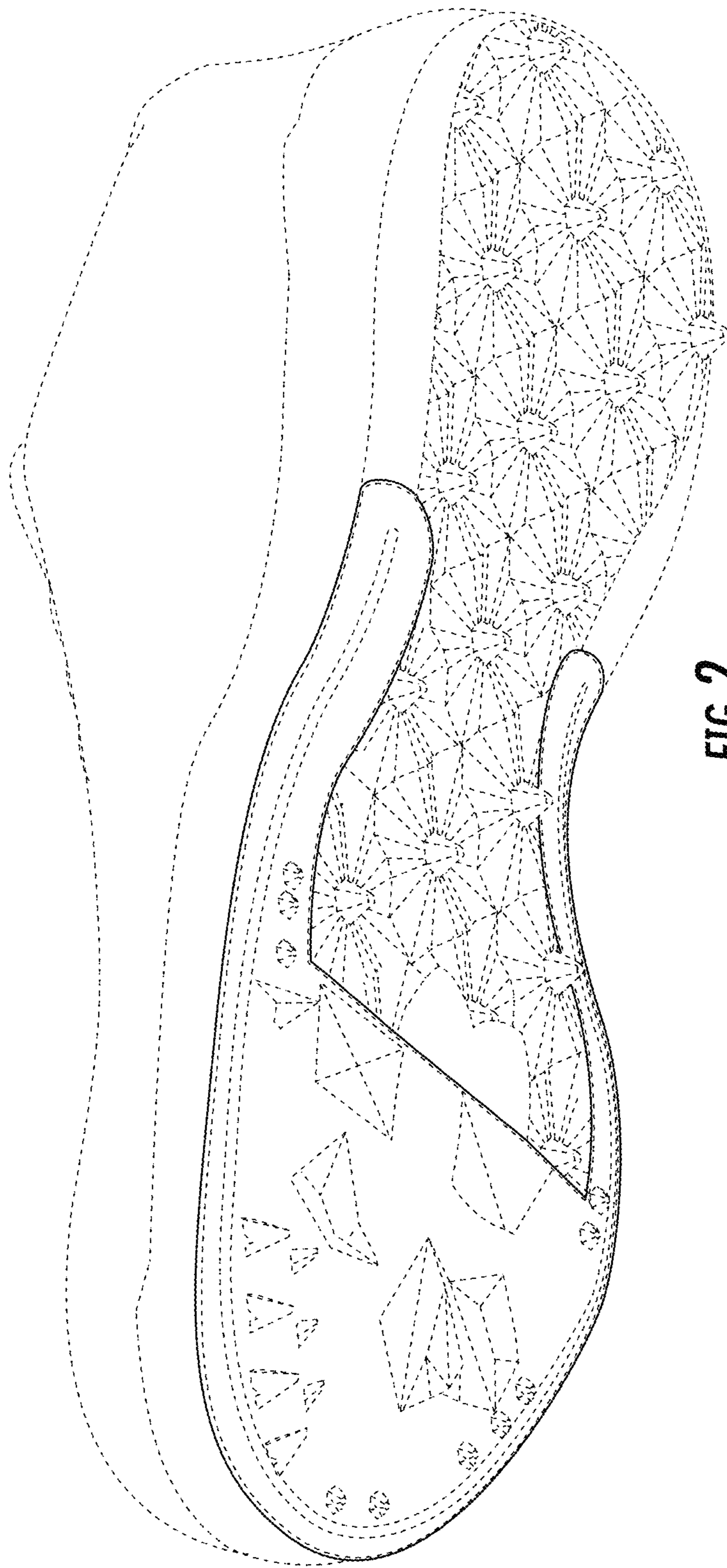


FIG. 2

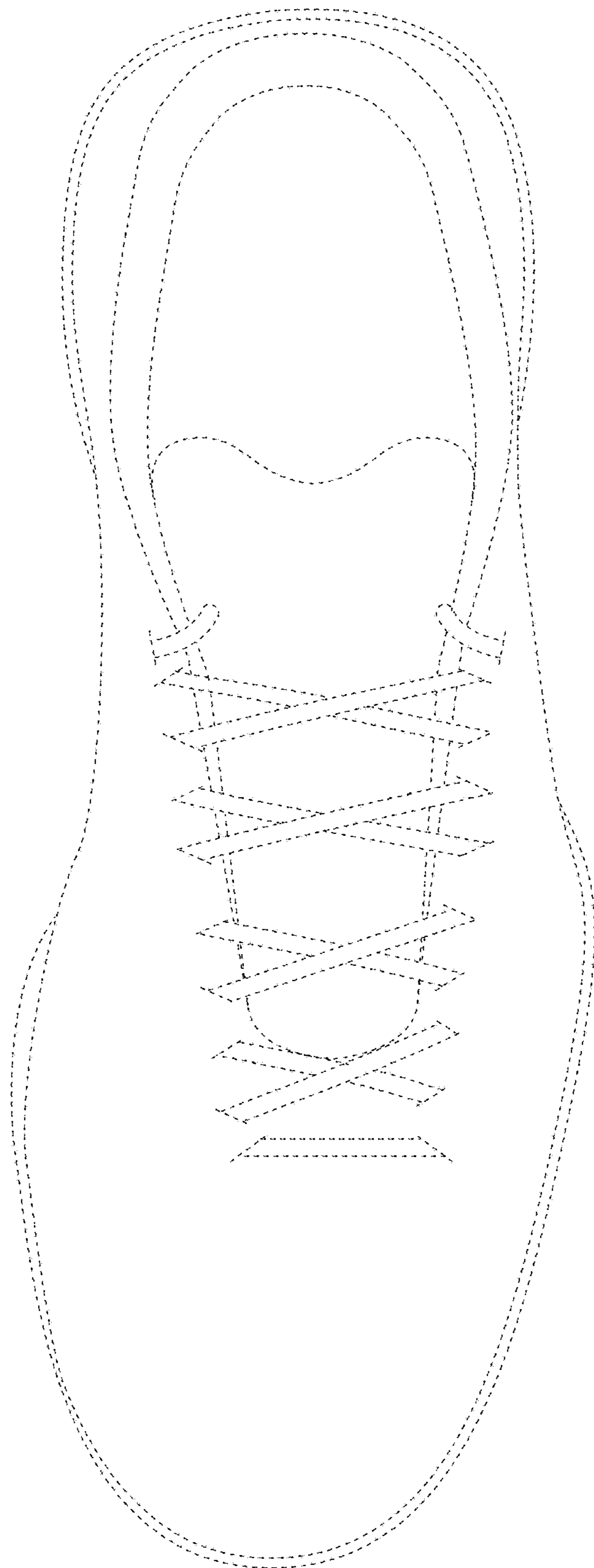


FIG. 3

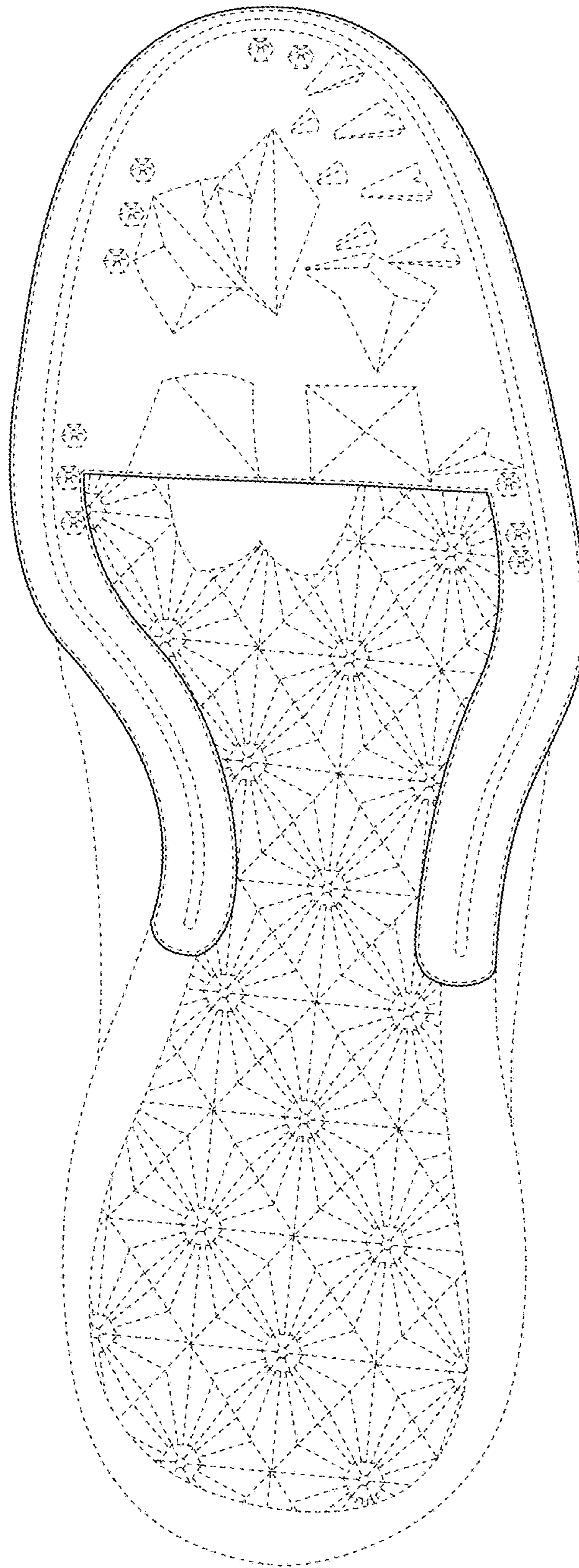


FIG. 4

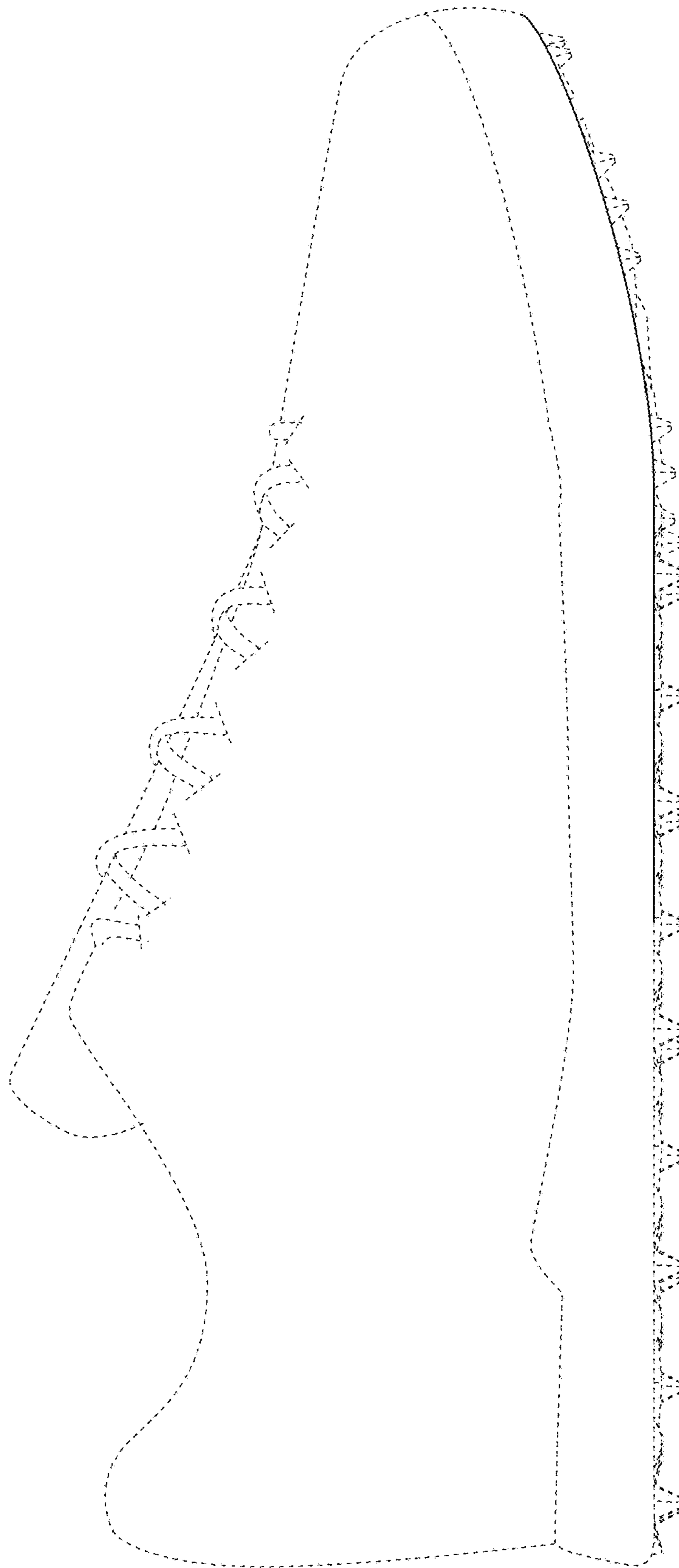


FIG. 5

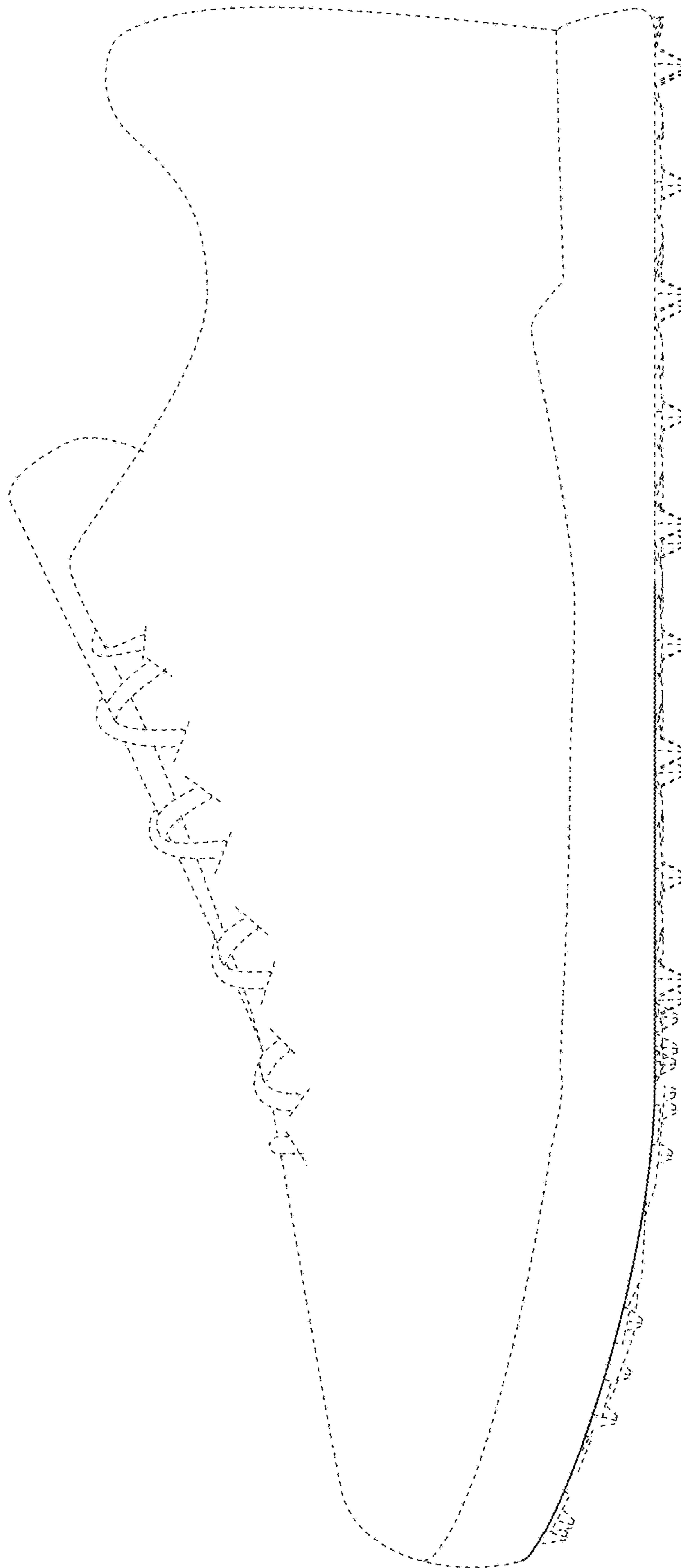


FIG. 6

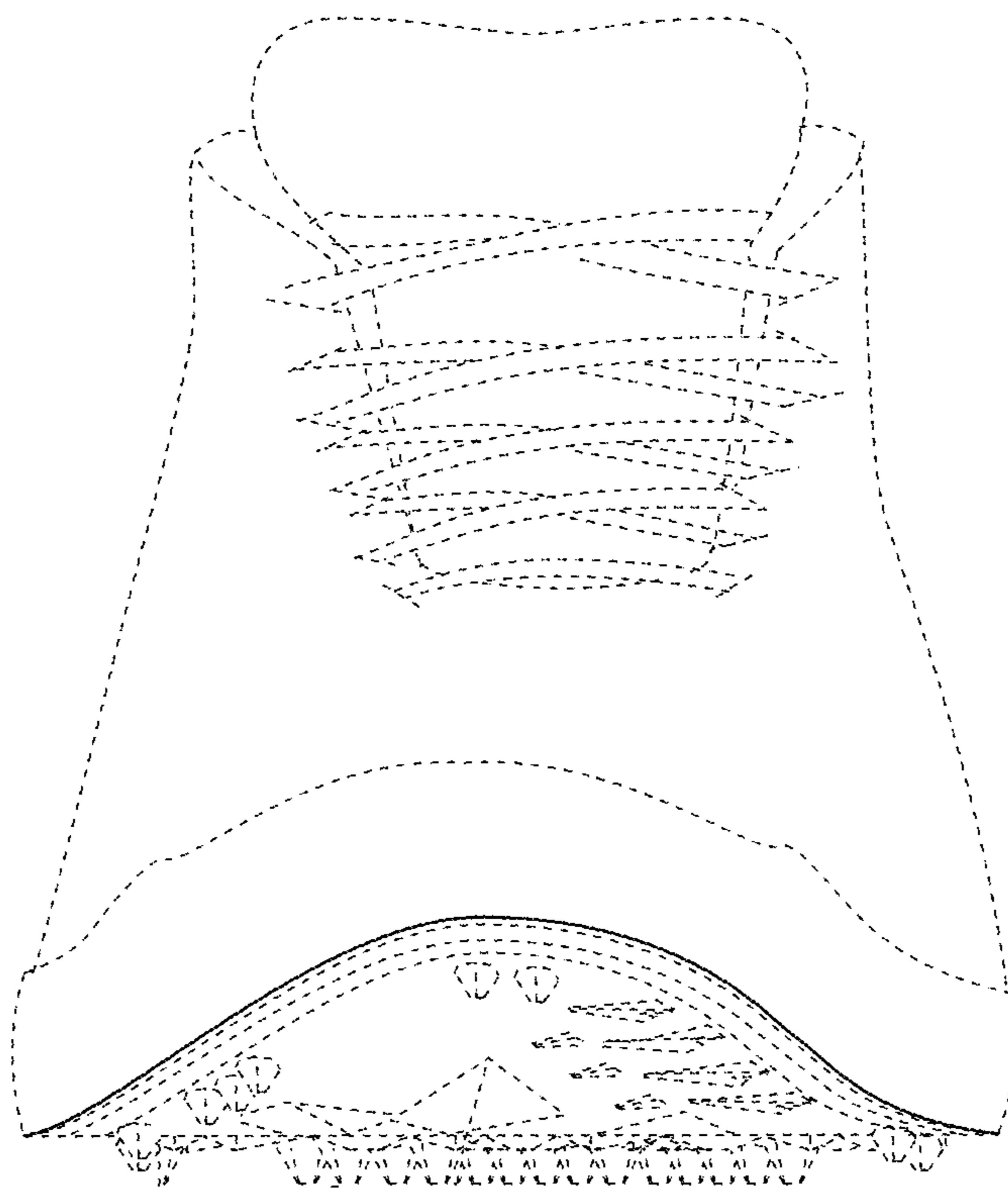


FIG. 7

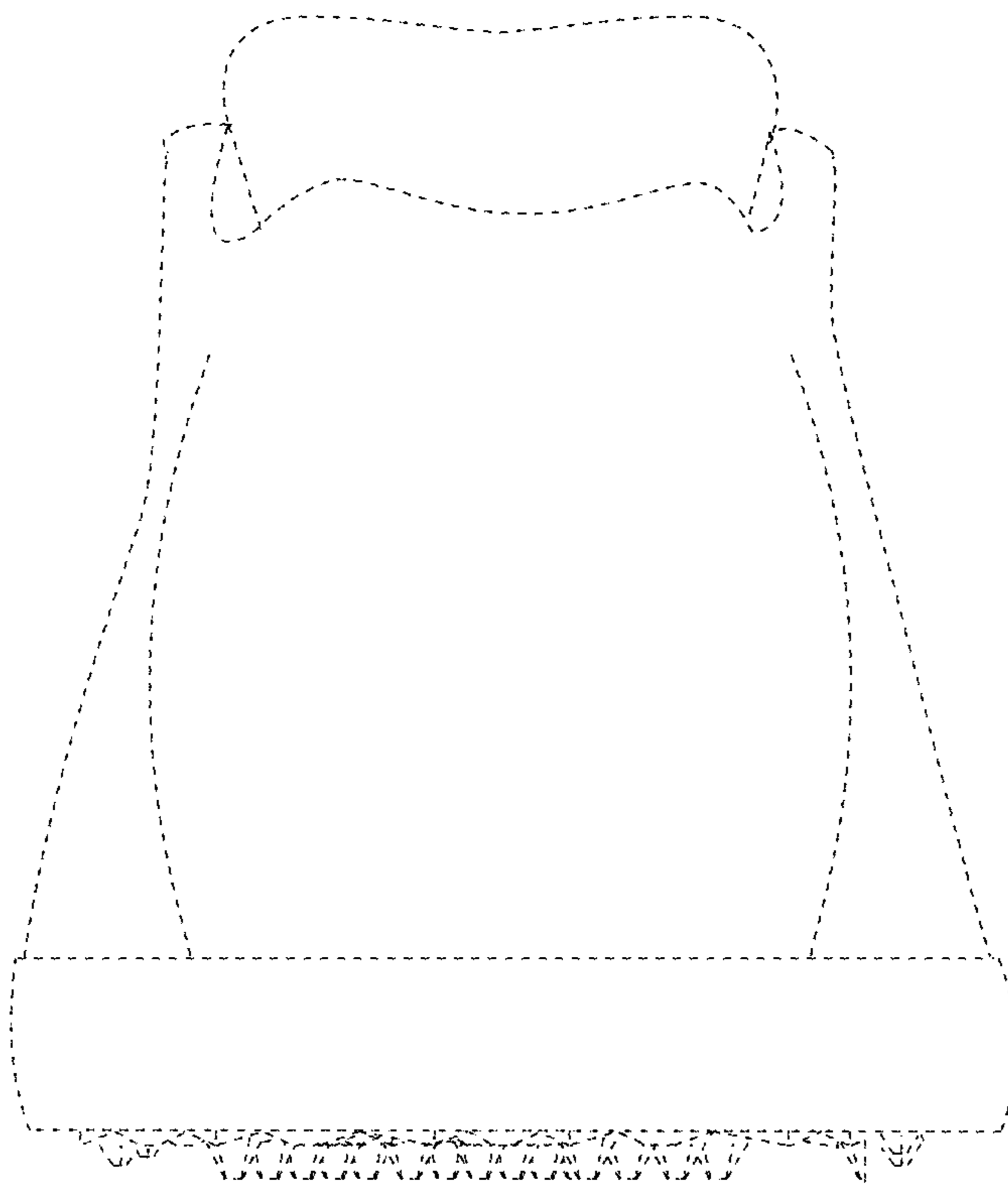


FIG. 8

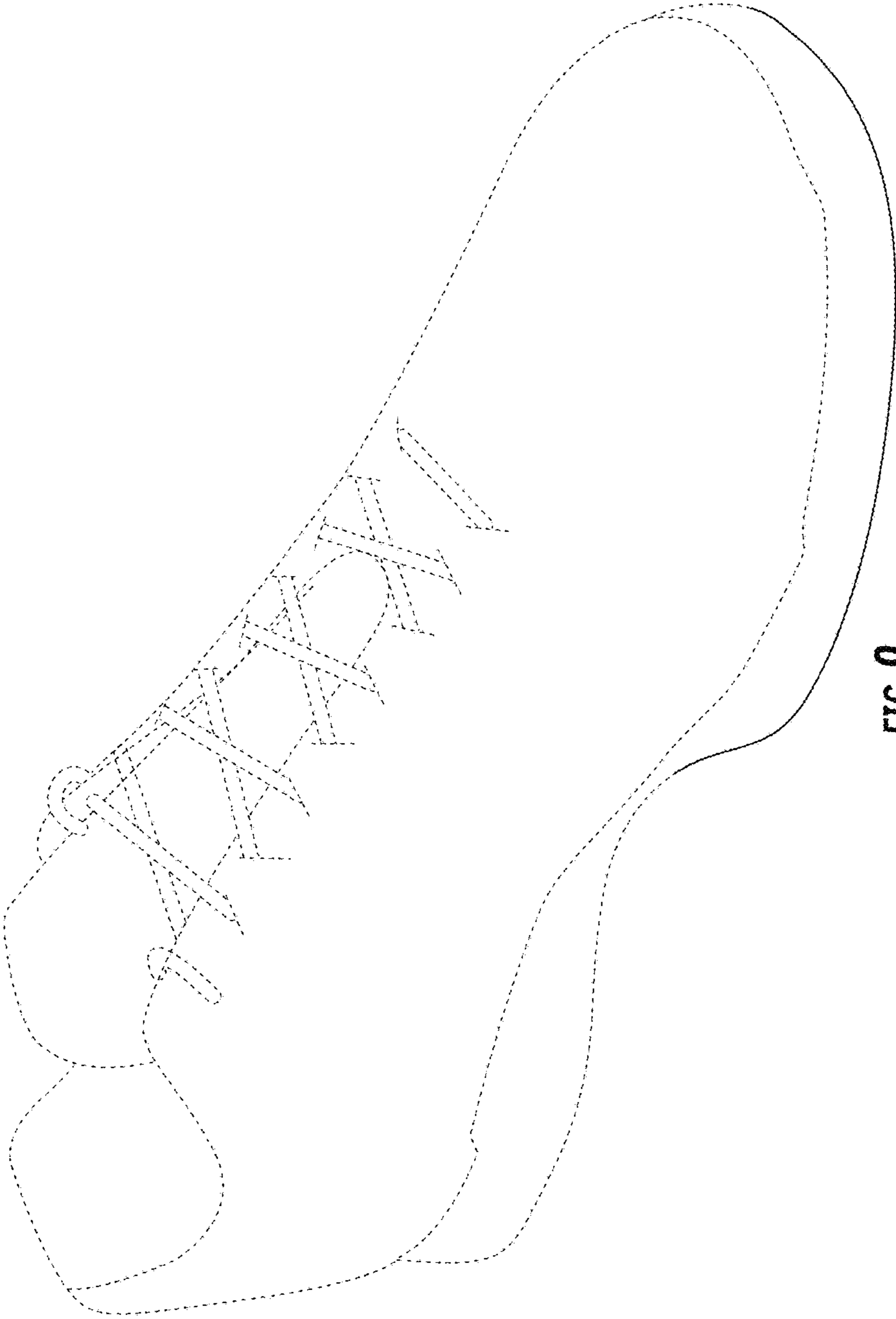


FIG. 9