

US00D836275S

(12) **United States Design Patent** (10) **Patent No.:** **US D836,275 S**
Pellegrino (45) **Date of Patent:** **** Dec. 18, 2018**

(54) **TILE AND GROUT CLEANING PAD**

(71) Applicant: **Leonard Pellegrino**, San Diego, CA (US)

(72) Inventor: **Leonard Pellegrino**, San Diego, CA (US)

(**) Term: **15 Years**

(21) Appl. No.: **29/582,094**

(22) Filed: **Oct. 25, 2016**

(51) **LOC (11) Cl.** **07-05**

(52) **U.S. Cl.**
USPC **D32/40**

(58) **Field of Classification Search**
USPC D32/40-45, 49-52, 21-25; D4/116, 118, D4/137; D8/107, 10-11
CPC A47L 13/16-13/20; A47L 11/38; A47L 11/00; A01K 61/00; A46B 7/04; A46B 11/06; A46B 13/02; A46B 7/00; A46B 5/00; A46B 13/00; B25G 1/00; B25G 1/04; B25B 23/16
See application file for complete search history.

(56) **References Cited**

U.S. PATENT DOCUMENTS

- 62,347 A * 2/1867 Link A47L 13/20 15/229.1
- 4,053,053 A * 10/1977 Tumangday A61F 13/0203 206/229
- 4,140,409 A * 2/1979 DeVries A45D 34/04 401/132
- 4,148,953 A * 4/1979 Horton D04H 11/00 428/85
- D272,091 S * 1/1984 Kaufman D24/119
- D274,098 S * 5/1984 Kaufman
- 4,679,859 A * 7/1987 Wilson A47L 13/20 15/104.94
- 5,025,596 A * 6/1991 Heyer A47L 13/16 15/229.11
- 5,522,110 A * 6/1996 Borofsky

- 5,560,070 A * 10/1996 Reaume A47L 13/20 15/210.1
- 5,591,507 A * 1/1997 Jones A47L 13/16 15/114
- D401,099 S * 11/1998 Pawson et al.
- D417,117 S * 11/1999 Gerk
- 5,996,164 A * 12/1999 Demetriades A47L 13/20 15/229.1
- 6,023,809 A * 2/2000 Demetriades A47L 13/20 15/229.1

(Continued)

FOREIGN PATENT DOCUMENTS

- CN 303924471 * 11/2016
- WO WO D039948-002 * 6/1997

OTHER PUBLICATIONS

Cleaning.org, Cleaning Ceramic Tile Floors and Grout, <https://www.tilecleaning.org/cleaning-ceramic-tile-floor.htm>, site visited Feb. 2, 2018.*

Primary Examiner — John Windmuller
Assistant Examiner — John R Yeh
(74) *Attorney, Agent, or Firm* — Gary L. Eastman, Esq.; Eastman & McCartney LLP


(57) **CLAIM**

The ornamental design for a tile and grout cleaning pad, as shown and described.

DESCRIPTION

FIG. 1 is a top perspective view of the tile and grout cleaning pad showing my new design;
FIG. 2 is a top plan view thereof;
FIG. 3 is a bottom plan view thereof;
FIG. 4 is a front elevational view thereof;
FIG. 5 is a back elevational view thereof;
FIG. 6 is a right side elevational view thereof; and,
FIG. 7 is a left side elevational view thereof.

1 Claim, 5 Drawing Sheets



(56)

References Cited

U.S. PATENT DOCUMENTS

D474,031	S	5/2003	Wassil et al.	
6,842,936	B2	1/2005	Policicchi et al.	
D523,274	S	6/2006	Miyoshi	
D549,030	S	8/2007	Kessler et al.	
D551,408	S *	9/2007	Pung	D32/40
D559,486	S *	1/2008	Kiyotomo	D32/40
D608,127	S	1/2010	Venugopal	
D612,118	S *	3/2010	Williams	D32/41
D623,882	S	9/2010	Oster	
7,895,699	B2 *	3/2011	Hutchins	A47L 13/20 15/228
D642,759	S	8/2011	Otsuka et al.	
D649,310	S *	11/2011	Colangelo	D32/40
D649,312	S *	11/2011	Adams	D32/40
D666,860	S	9/2012	Lubart	
D668,012	S *	9/2012	Seibert	D32/40
D674,566	S	1/2013	Colangelo	
D792,042	S *	7/2017	Parsons	D32/40
D797,460	S *	9/2017	Pellegrino	D4/120
D807,605	S *	1/2018	Kim	D32/40
2007/0107155	A1	5/2007	Kacher et al.	
2012/0042467	A1	2/2012	Mandhai et al.	

* cited by examiner




FIG. 1




FIG. 2




FIG. 3

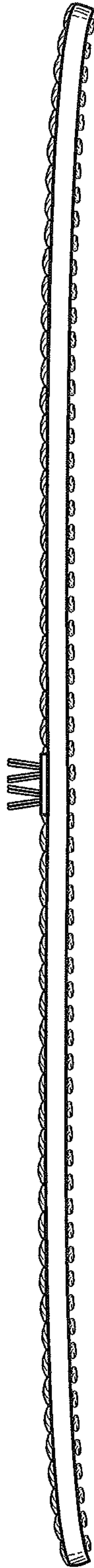


FIG. 4

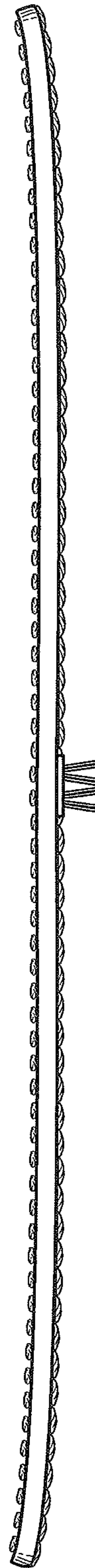


FIG. 5

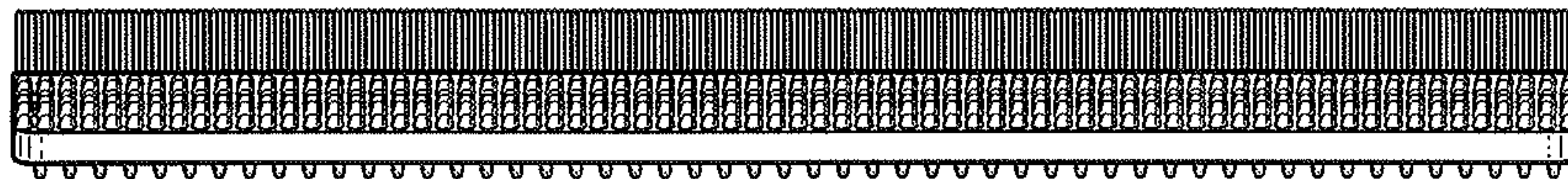


FIG. 6




FIG. 7