



US00D836266S

(12) **United States Design Patent** (10) **Patent No.:** **US D836,266 S**  
**Ha et al.** (45) **Date of Patent:** **\*\* \*Dec. 18, 2018**

(54) **DOOR FOR WASHING MACHINE**

(56) **References Cited**

(71) Applicant: **LG ELECTRONICS INC.**, Seoul (KR)

U.S. PATENT DOCUMENTS

(72) Inventors: **Youngsoo Ha**, Seoul (KR); **Taewoo Yoo**, Seoul (KR); **Eunyoung Chee**, Seoul (KR); **Jeaseok Seong**, Seoul (KR)

D616,163 S *	5/2010	Nam	.....	D32/25
D622,918 S *	8/2010	Choi	.....	D32/25
D688,429 S *	8/2013	Meda	.....	D32/25
D688,430 S *	8/2013	Meda	.....	D32/25
D730,601 S *	5/2015	Jinnam	.....	D32/25
D758,682 S *	6/2016	Kim	.....	D32/25
D767,835 S *	9/2016	Ha	.....	D32/25
D771,886 S *	11/2016	Hwang	.....	D32/25
D772,503 S *	11/2016	Yun	.....	D32/25
D776,376 S *	1/2017	Geyer	.....	D32/25
D777,386 S *	1/2017	Armstrong	.....	D32/25
D794,882 S *	8/2017	Ha	.....	D32/25
D796,130 S *	8/2017	Ha	.....	D32/25
D796,131 S *	8/2017	Ha	.....	D32/25

(73) Assignee: **LG ELECTRONICS INC.**, Seoul (KR)

(\*) Notice: This patent is subject to a terminal disclaimer.

\* cited by examiner

(\*\*) Term: **15 Years**

*Primary Examiner* — Michael A. Pratt

(21) Appl. No.: **35/502,556**

(74) *Attorney, Agent, or Firm* — Birch, Stewart, Kolasch & Birch, LLP

(22) Filed: **Sep. 6, 2016**

(57) **CLAIM**

(80) **Hague Agreement Data**

Int. Filing Date: **Sep. 6, 2016**  
Int. Reg. No.: **DM/092452**  
Int. Reg. Date: **Sep. 6, 2016**  
Int. Reg. Pub. Date: **Mar. 10, 2017**

The ornamental design for a door for washing machine, as shown and described.

**DESCRIPTION**

(30) **Foreign Application Priority Data**

Mar. 16, 2016 (KR) ..... 30-2016-0012170

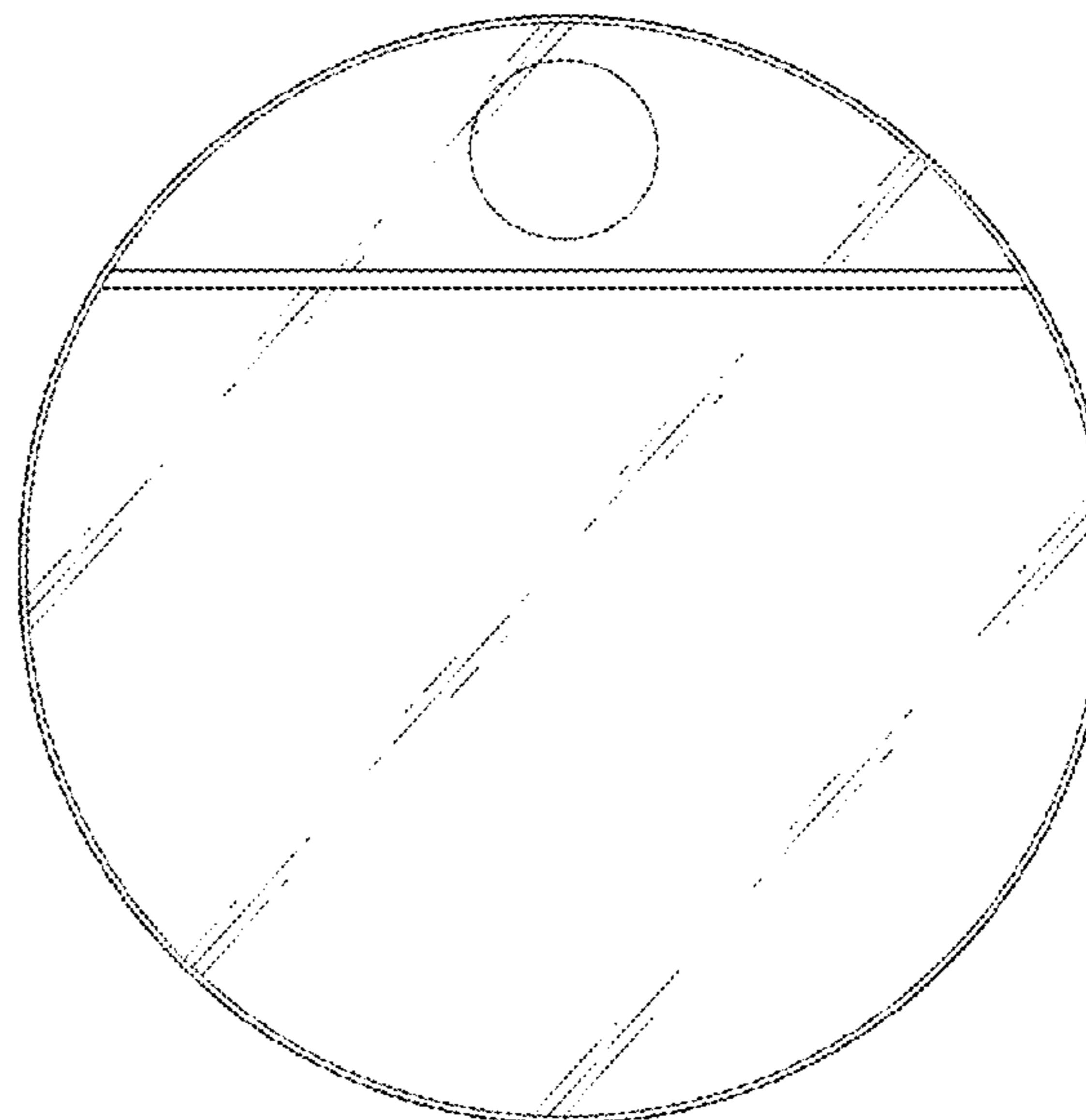
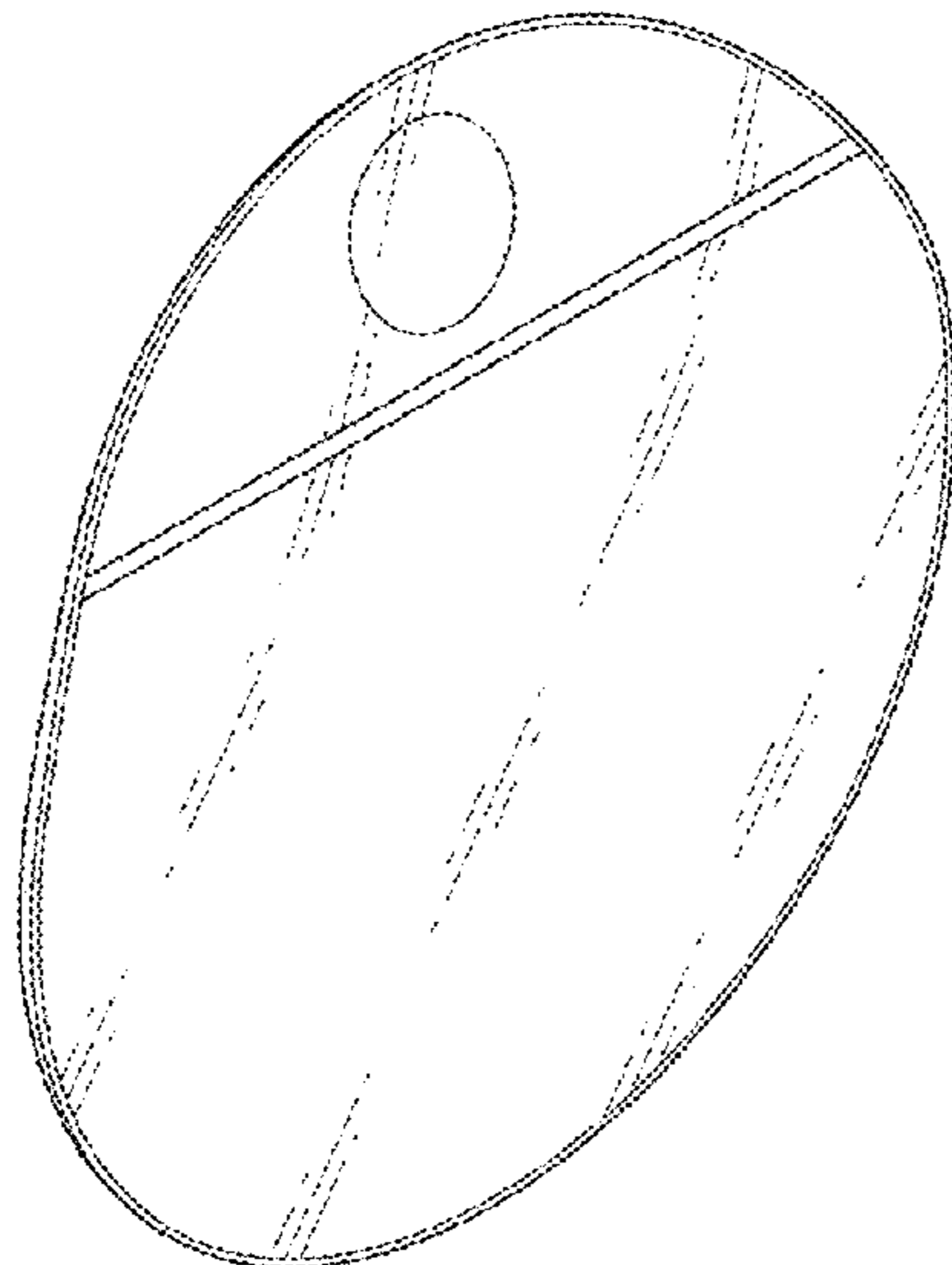
(51) **LOC (11) Cl.** ..... **15-05**

(52) **U.S. Cl.**  
USPC ..... **D32/6**

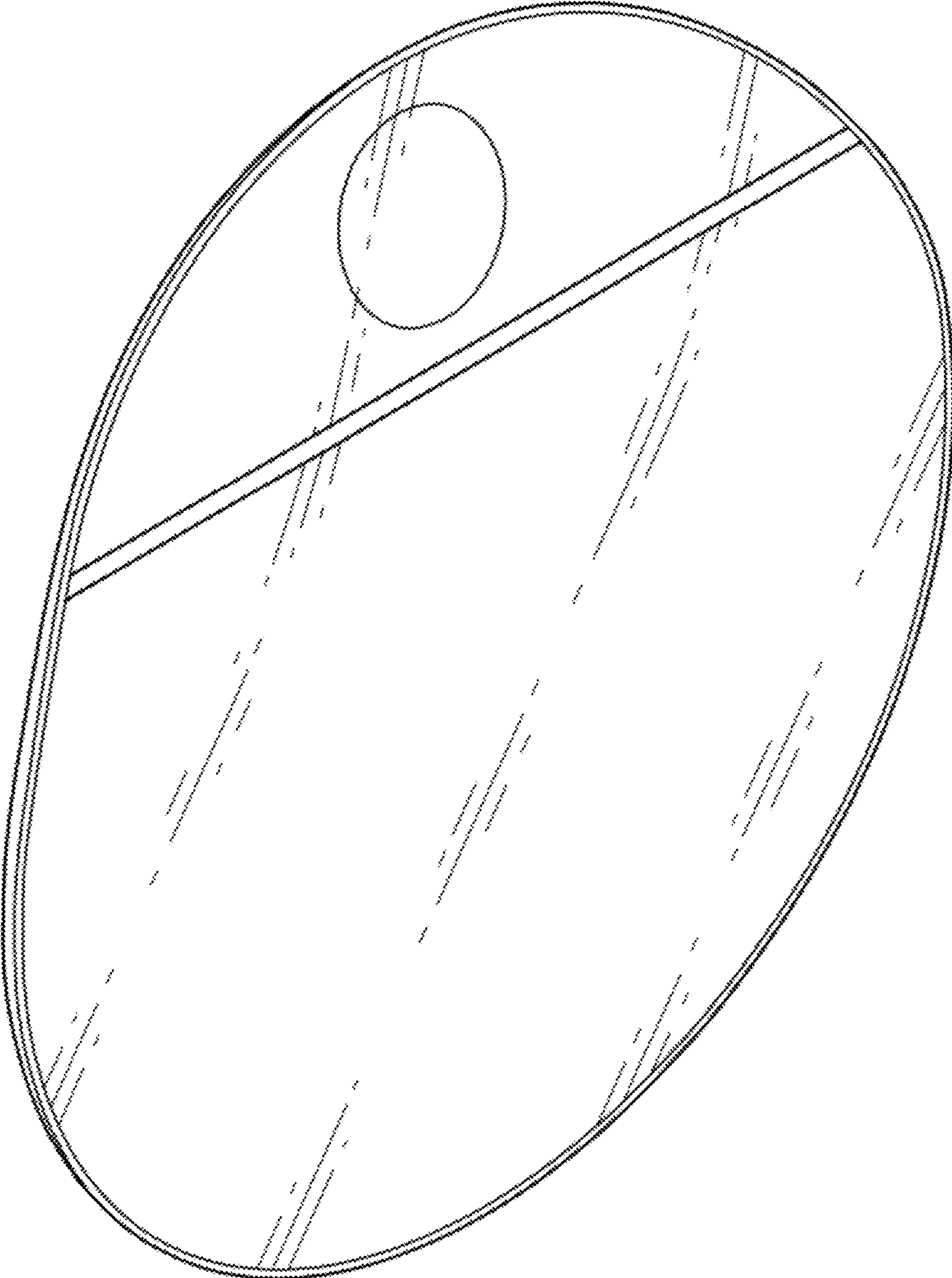
(58) **Field of Classification Search**  
USPC ..... D32/6, 8, 9, 25  
See application file for complete search history.

1. Door for washing machine  
**1.1** is a perspective view of a door for washing machine, showing our new design;  
**1.2** is a front elevation view thereof;  
**1.3** is a rear elevation view thereof;  
**1.4** is a left-side elevation view thereof;  
**1.5** is a right-side elevation view thereof;  
**1.6** is a top plan view thereof; and  
**1.7** is a bottom plan view thereof.  
The broken line showing in figures **1.3-1.7** is for the purpose of illustrating portions of the door for washing machine that forms no part of the claimed design.

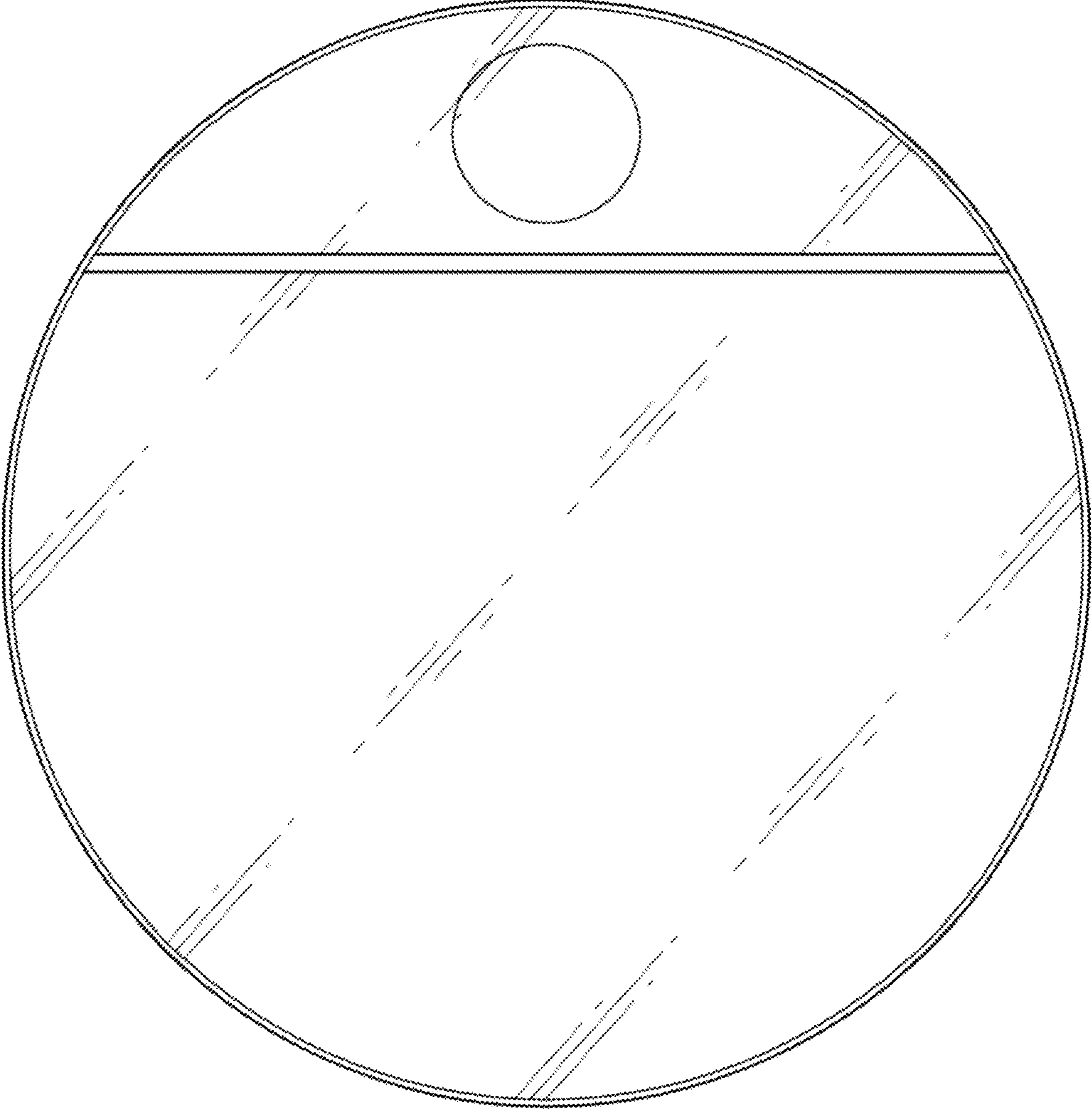
**1 Claim, 7 Drawing Sheets**



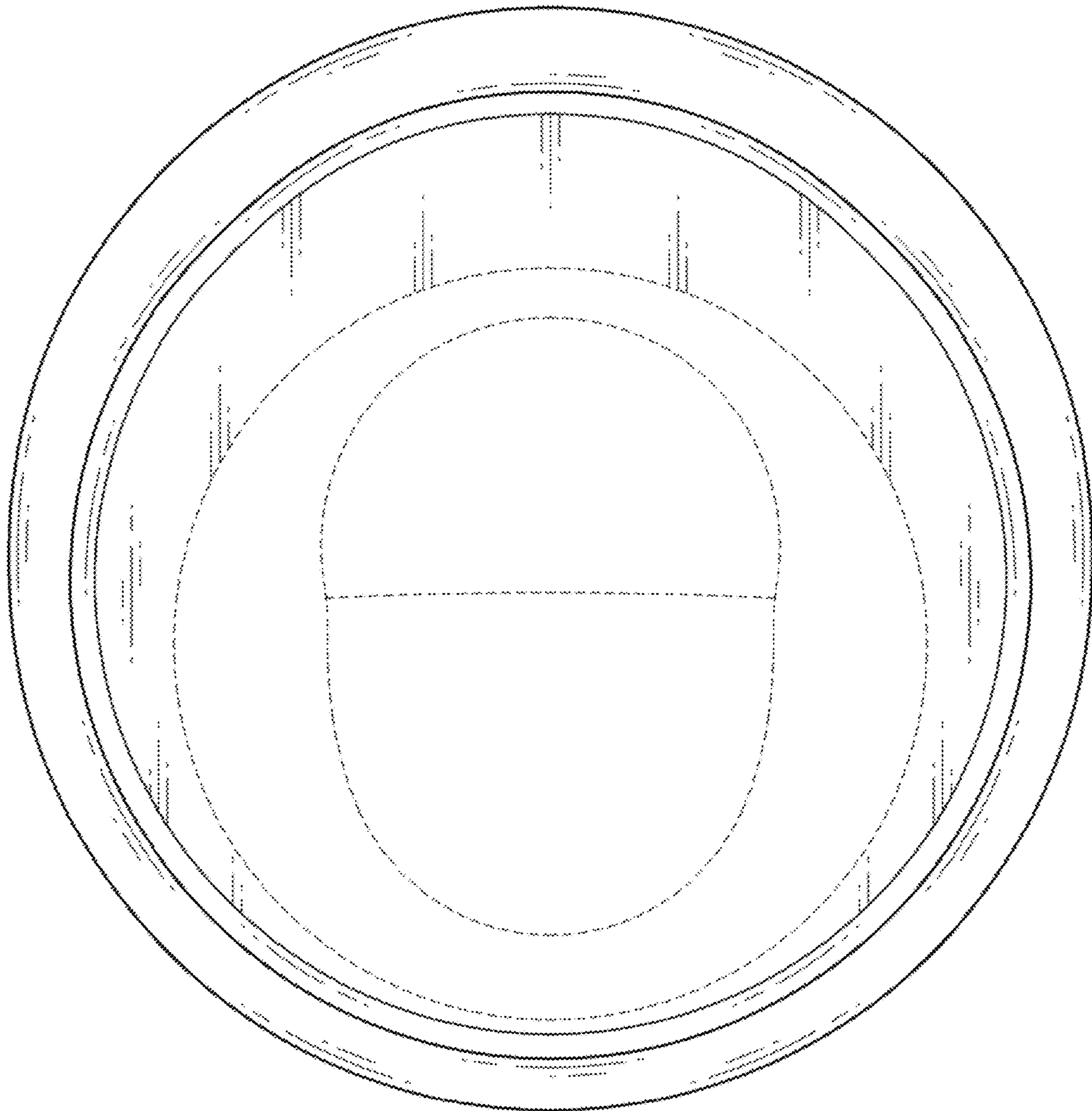
1.1



1.2

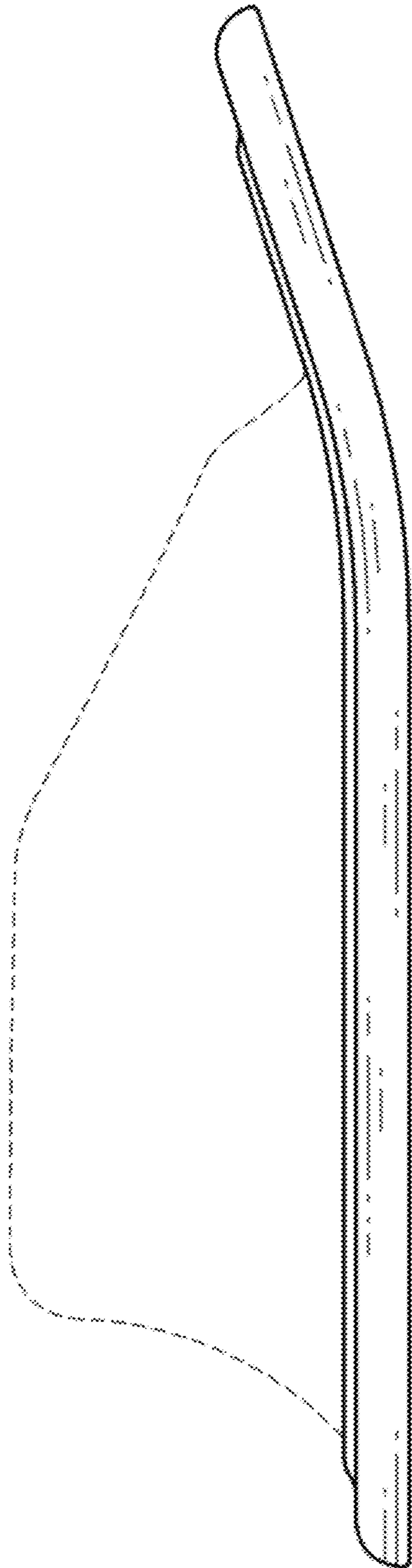


1.3

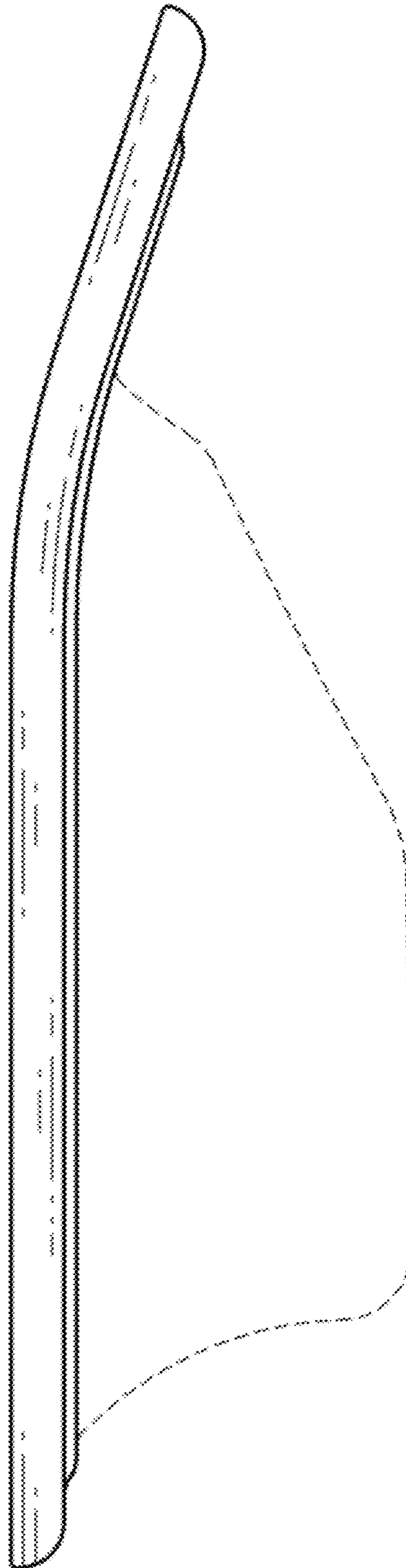




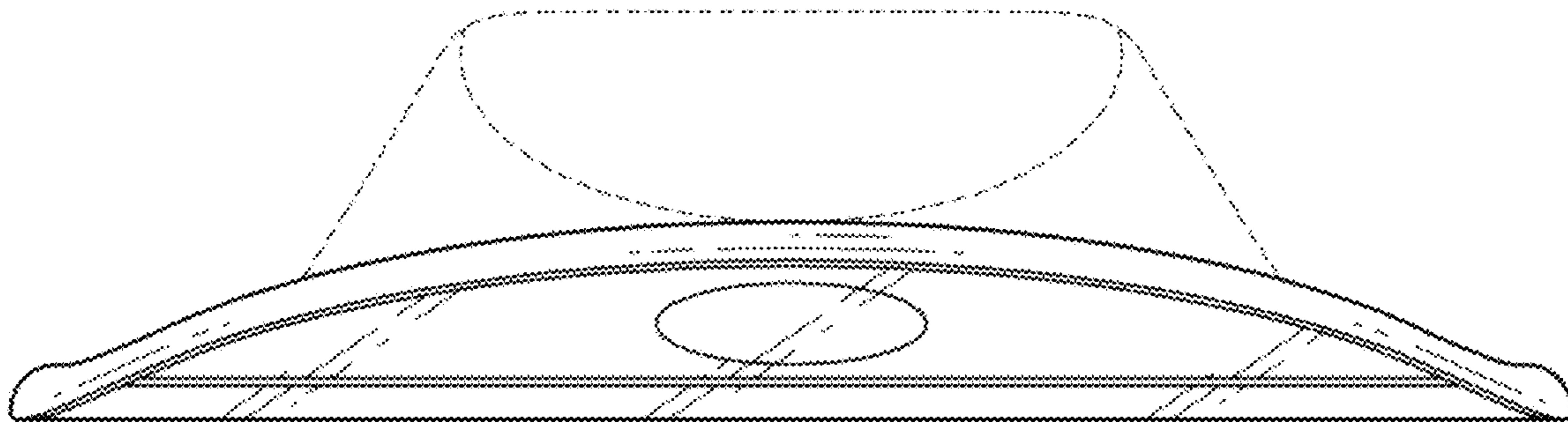
1.4



1.5



1.6



1.7

