



US00D836262S

(12) **United States Design Patent**
Lee et al.

(10) **Patent No.: US D836,262 S**
(45) **Date of Patent: ** Dec. 18, 2018**

(54) **NOZZLE FOR DISHWASHER**
(71) Applicant: **LG ELECTRONICS INC., Seoul (KR)**
(72) Inventors: **Junghwan Lee, Seoul (KR); Kyungah Lee, Seoul (KR); Hyejin Lee, Seoul (KR)**
(73) Assignee: **LG ELECTRONICS INC., Seoul (KR)**

(**) Term: **15 Years**

(21) Appl. No.: **35/502,085**

(22) Filed: **Jun. 10, 2016**

(80) **Hague Agreement Data**

Int. Filing Date: **Jun. 10, 2016**
Int. Reg. No.: **DM/091311**
Int. Reg. Date: **Jun. 10, 2016**
Int. Reg. Pub. Date: **Dec. 16, 2016**

(30) **Foreign Application Priority Data**

Dec. 30, 2015 (KR) 30-2015-0067250

(51) **LOC (11) Cl.** **15-05**

(52) **U.S. Cl.**
USPC **D32/3**

(58) **Field of Classification Search**
USPC D32/1, 2, 3, 25, 28; D3/310
CPC A47L 15/4221; A47L 15/4223
See application file for complete search history.

(56) **References Cited**

U.S. PATENT DOCUMENTS

D196,450 S * 10/1963 Claywell D32/3
D212,121 S * 8/1968 Tuthill D32/3
D314,255 S * 1/1991 Brito D32/3
D461,284 S * 8/2002 Hegeman D32/3

6,869,029 B2 * 3/2005 Ochoa, Sr. A47L 15/508
134/176
8,349,089 B2 * 1/2013 Bertsch A47L 15/16
134/135
D748,351 S * 1/2016 Baldwin D32/3
D750,854 S * 3/2016 Lee D32/3
D750,855 S * 3/2016 Lee D32/3
D761,500 S * 7/2016 Feddema D32/3
D776,372 S * 1/2017 Haft D32/3
9,655,494 B2 * 5/2017 Haft A47L 15/4206
D799,763 S * 10/2017 Haft D32/3
D799,764 S * 10/2017 Haft D32/3
2004/0045586 A1 * 3/2004 Rappette A47L 15/0002
134/10
2004/0159338 A1 * 8/2004 Elick A47L 15/4204
134/25.2
2005/0126607 A1 * 6/2005 Haft A47L 15/44
134/56 D

(Continued)

Primary Examiner — Manpreet S Matharu

Assistant Examiner — Holly E Thurman

(74) *Attorney, Agent, or Firm* — Birch, Stewart, Kolasch & Birch, LLP

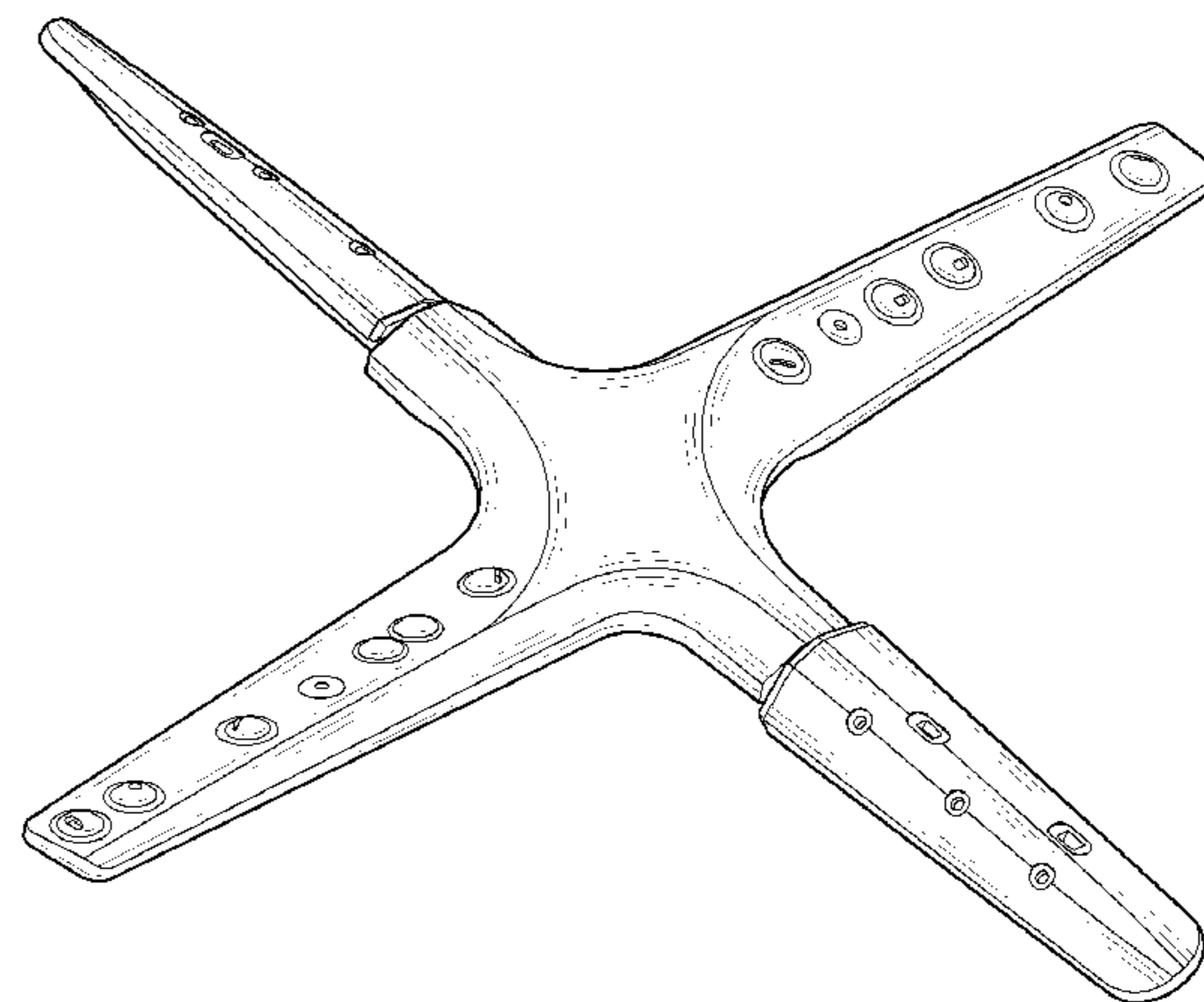
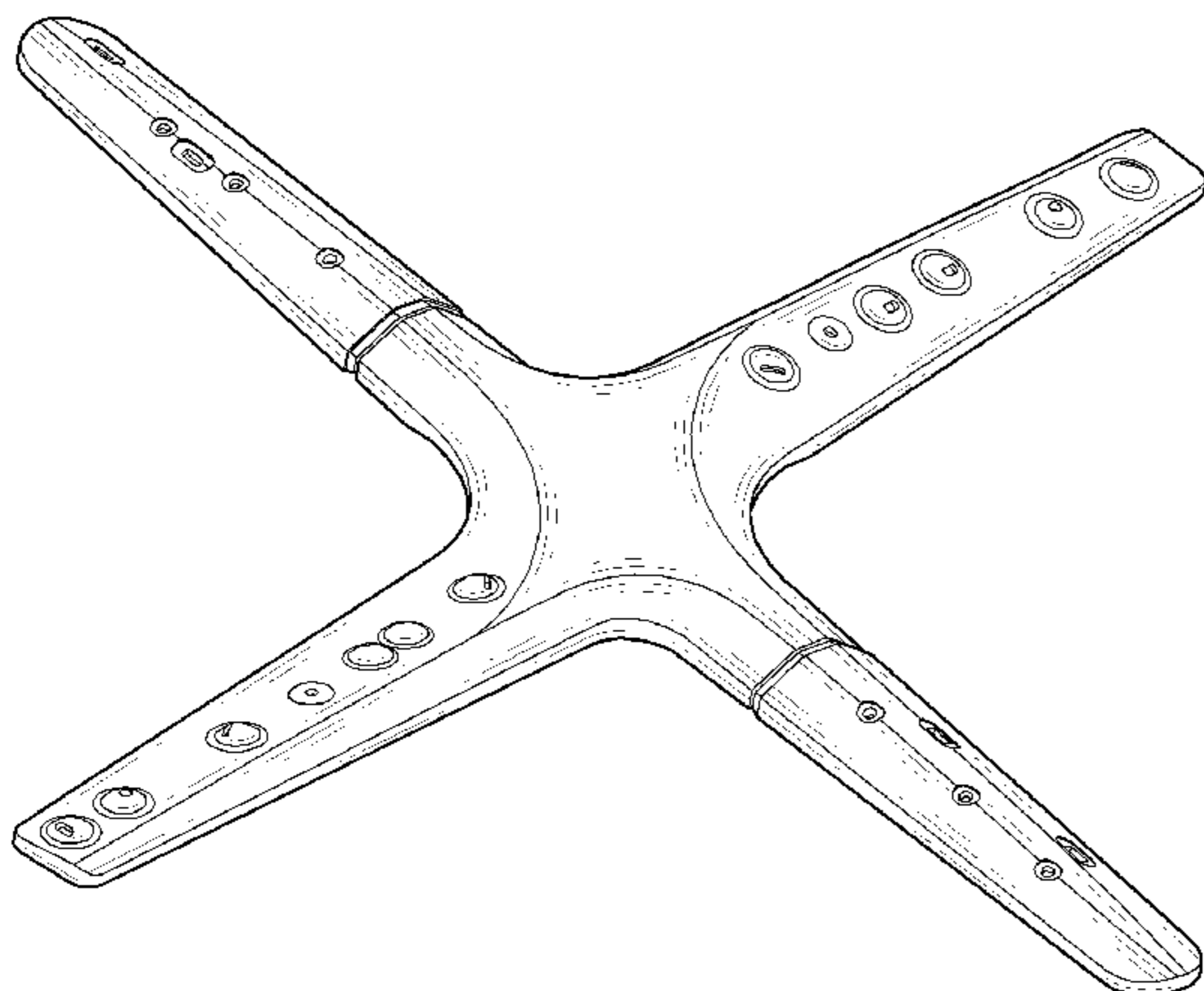
(57) **CLAIM**

The ornamental design for a nozzle for dishwasher, as shown and described.

DESCRIPTION

1. Nozzle for dishwasher
1.1 is a perspective view of the nozzle for dishwasher showing our new design;
1.2 is a front view thereof;
1.3 is a rear view thereof;
1.4 is a left side view thereof;
1.5 is a right side view thereof;
1.6 is a top plan view thereof;
1.7 is a bottom plan thereof; and,
1.8 is another perspective view thereof.
The broken line showing in FIGS. 1.4, 1.5 and 1.7 is for the purpose of illustrating portions of the nozzle for dishwasher and forms no part of the claimed design.

1 Claim, 8 Drawing Sheets



(56)

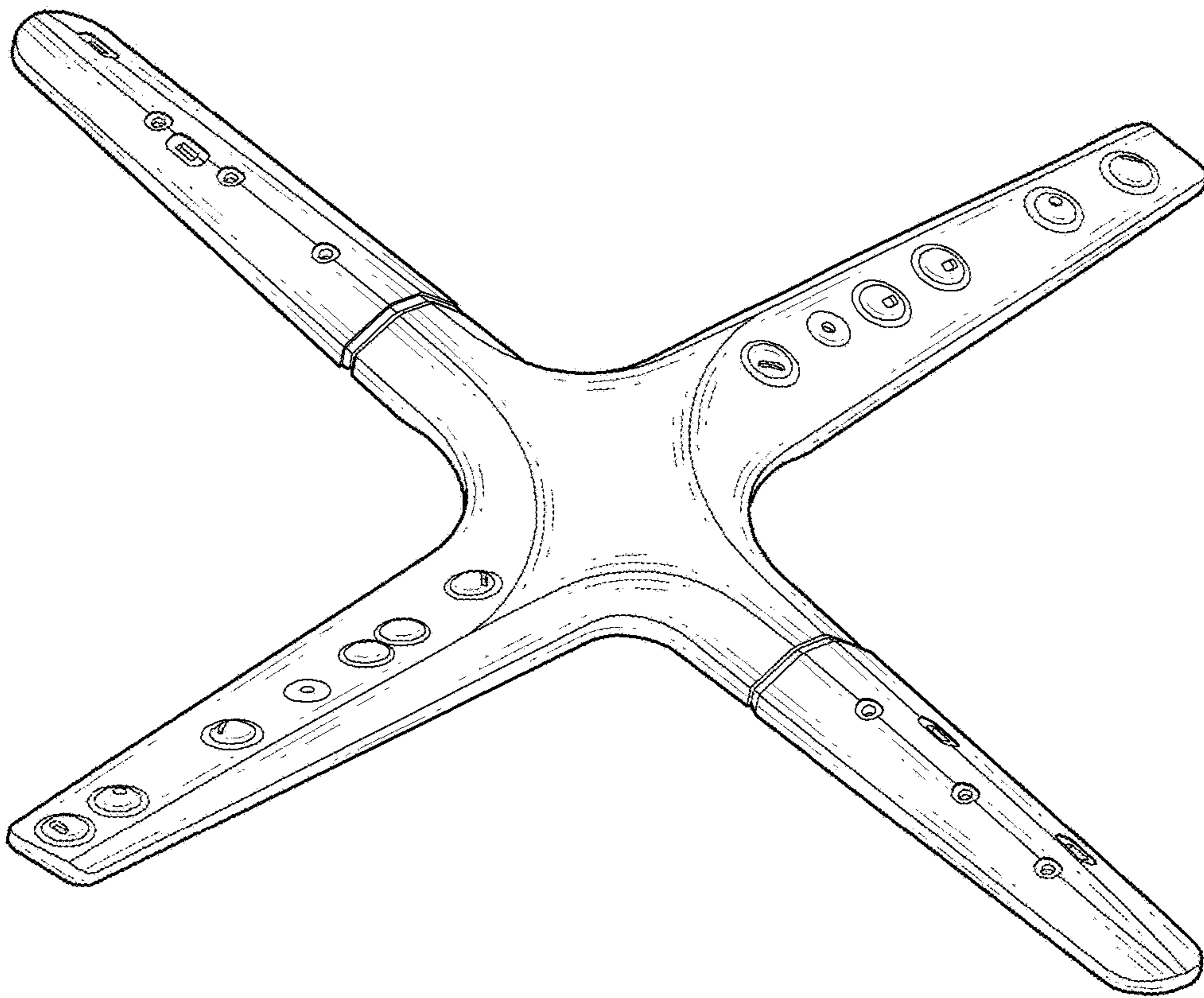
References Cited

U.S. PATENT DOCUMENTS

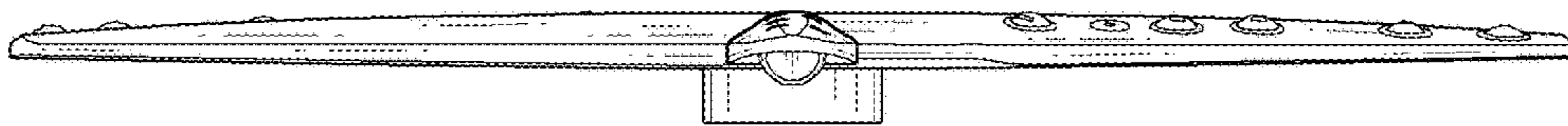
2010/0043825 A1* 2/2010 Bertsch A47L 15/23
134/18
2010/0043826 A1* 2/2010 Bertsch A47L 15/23
134/18
2010/0187958 A1* 7/2010 Colon D06F 39/12
312/228
2013/0180555 A1* 7/2013 Lee A47L 15/428
134/181
2015/0352472 A1* 12/2015 Haft A47L 15/4206
134/110

* cited by examiner

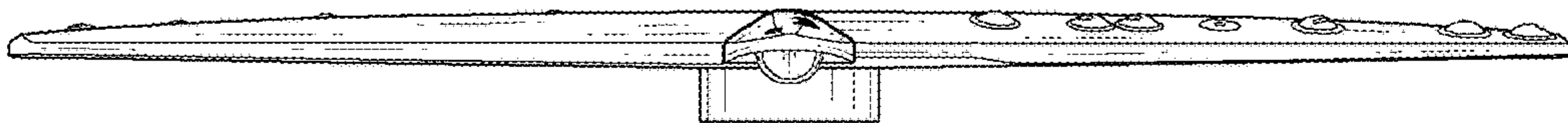
1. 1




1. 2




1.3



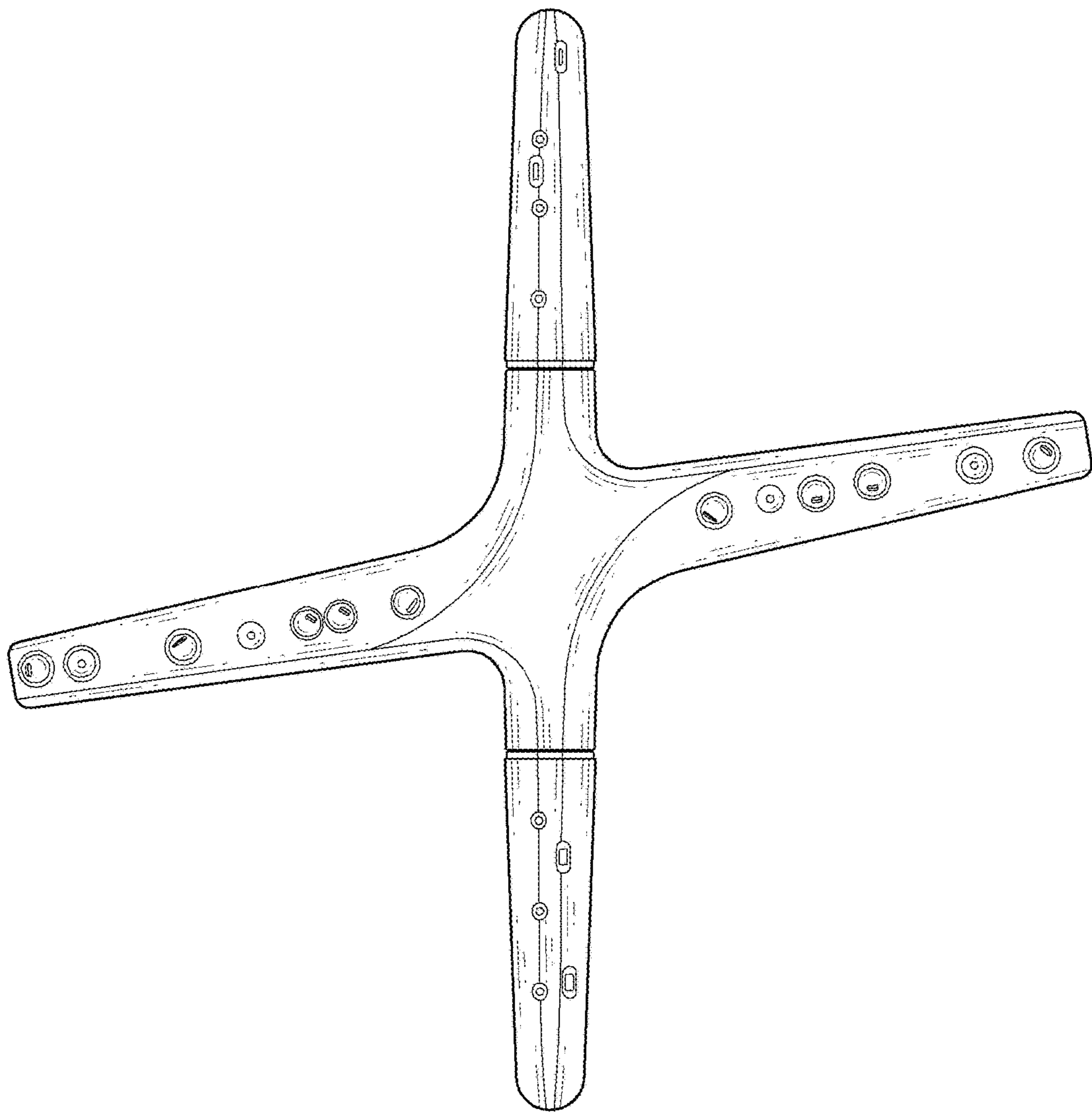
1.4



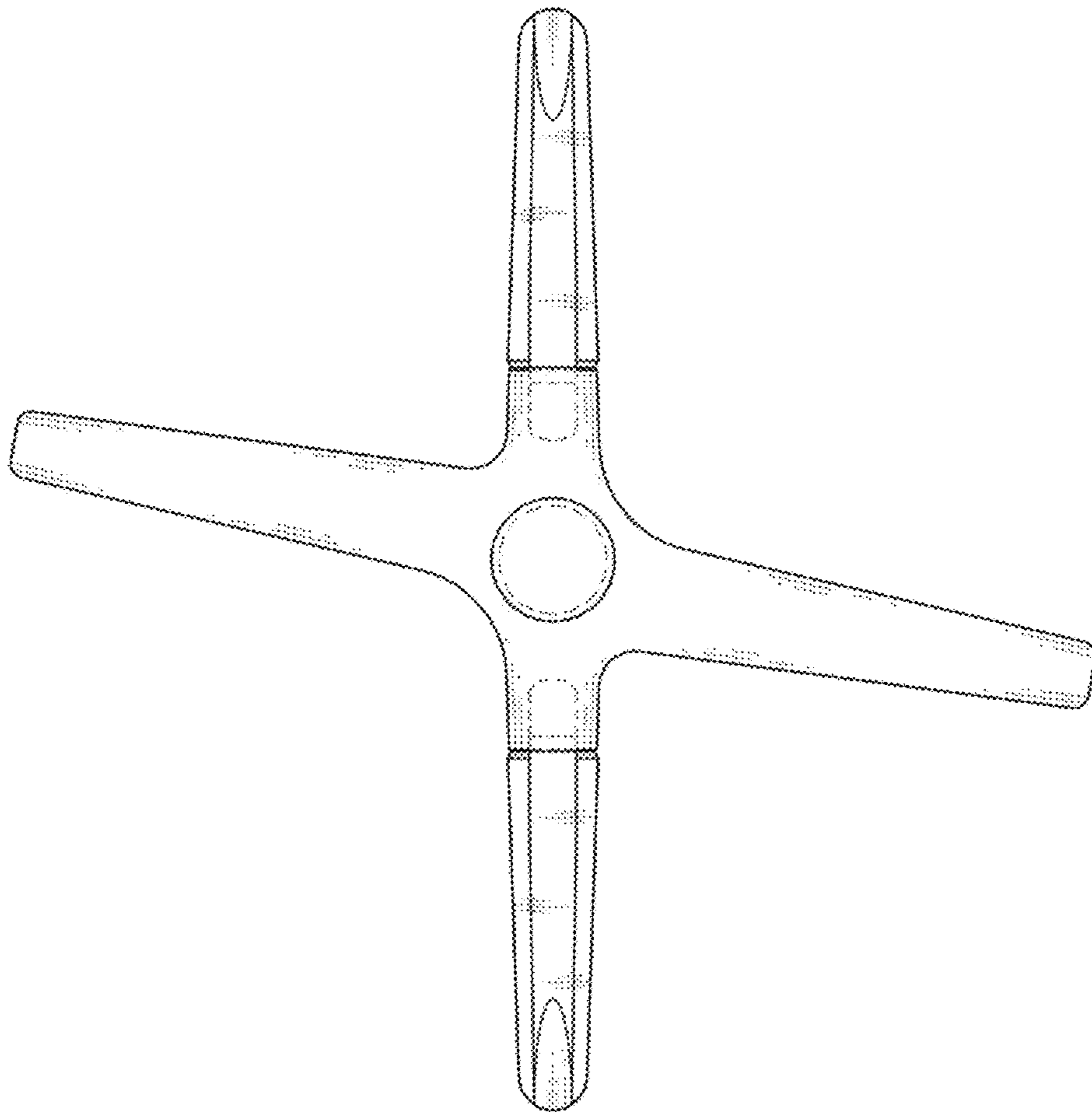
1.5



1. 6



1.7



1. 8

