



US00D836254S

(12) **United States Design Patent**  
**Nimura**

(10) **Patent No.:** **US D836,254 S**

(45) **Date of Patent:** **\*\* Dec. 18, 2018**

(54) **HELMET**

(71) Applicant: **SHOEI CO., LTD.**, Taito-ku, Tokyo  
(JP)

(72) Inventor: **Taku Nimura**, Tokyo (JP)

(73) Assignee: **SHOEI CO., LTD.**, Taito-Ku, Tokyo  
(JP)

(\*\*) Term: **15 Years**

(21) Appl. No.: **29/626,492**

(22) Filed: **Nov. 17, 2017**

(30) **Foreign Application Priority Data**

May 19, 2017 (JP) ..... 2017-010743

(51) **LOC (11) Cl.** ..... **09-03**

(52) **U.S. Cl.**  
USPC ..... **D29/107**

(58) **Field of Classification Search**  
USPC ..... D29/102-107, 122  
CPC ..... A42B 3/221-3/223; A42B 3/18; A42B  
3/185; A42B 3/20; A42B 3/00; A42B  
3/003; A42B 3/0406; A42B 3/0493; A42B  
3/06; A42B 3/228

See application file for complete search history.

(56) **References Cited**

**U.S. PATENT DOCUMENTS**

D523,993 S *	6/2006	Dion	.....	D29/107
D549,884 S *	8/2007	Dion	.....	D29/107
D571,507 S *	6/2008	Murakami	.....	D29/107
D621,550 S *	8/2010	Shida	.....	D29/102
D621,551 S *	8/2010	Isobe	.....	D29/107
D627,520 S *	11/2010	Choi	.....	D29/107
D632,439 S	2/2011	Lebel et al.		
D673,734 S *	1/2013	Hwang	.....	D29/107
D711,051 S	8/2014	Noordzij et al.		

9,032,548 B2	5/2015	Isobe et al.		
D739,609 S *	9/2015	Kimura	.....	D29/107
D747,556 S *	1/2016	Fujita	.....	D29/107
D749,270 S *	2/2016	Lee	.....	D29/107
D749,788 S *	2/2016	Lee	.....	D29/107
D749,789 S *	2/2016	Lee	.....	D29/107
D749,790 S *	2/2016	Wako	.....	D29/107
D751,767 S *	3/2016	Shida	.....	D29/107
D752,821 S	3/2016	Bologna et al.		
D769,543 S	10/2016	Patel et al.		
D796,117 S *	8/2017	Shida	.....	D29/107
D803,483 S	11/2017	Bologna et al.		

(Continued)

**OTHER PUBLICATIONS**

Notice of allowance for U.S. Appl. No. 29/626,498, filed Nov. 17, 2017 to Taku Nimura; dated Jun. 6, 2018, 7 pgs.

(Continued)

*Primary Examiner* — Ruth McInroy

(74) *Attorney, Agent, or Firm* — Cantor Colburn LLP

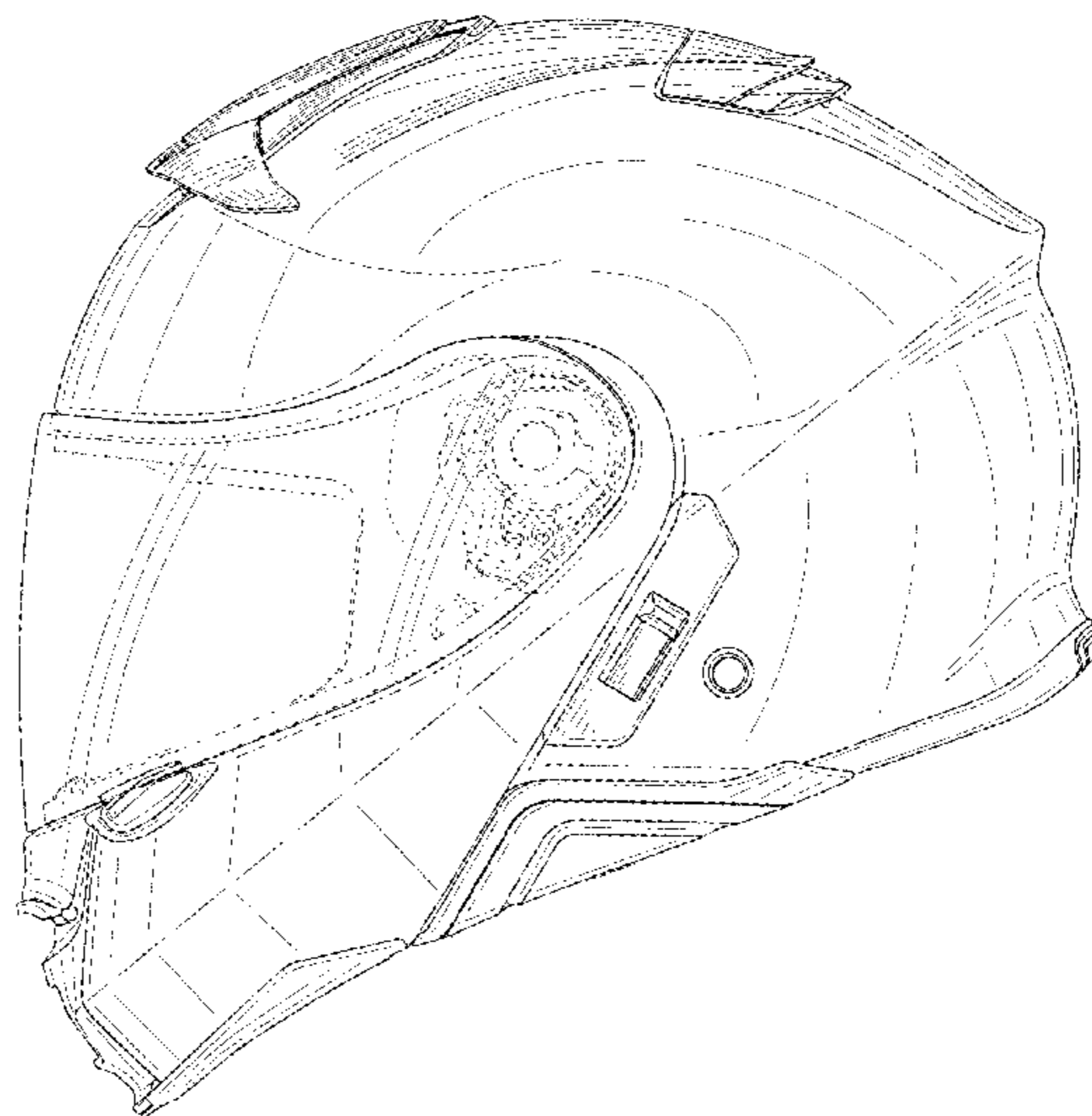
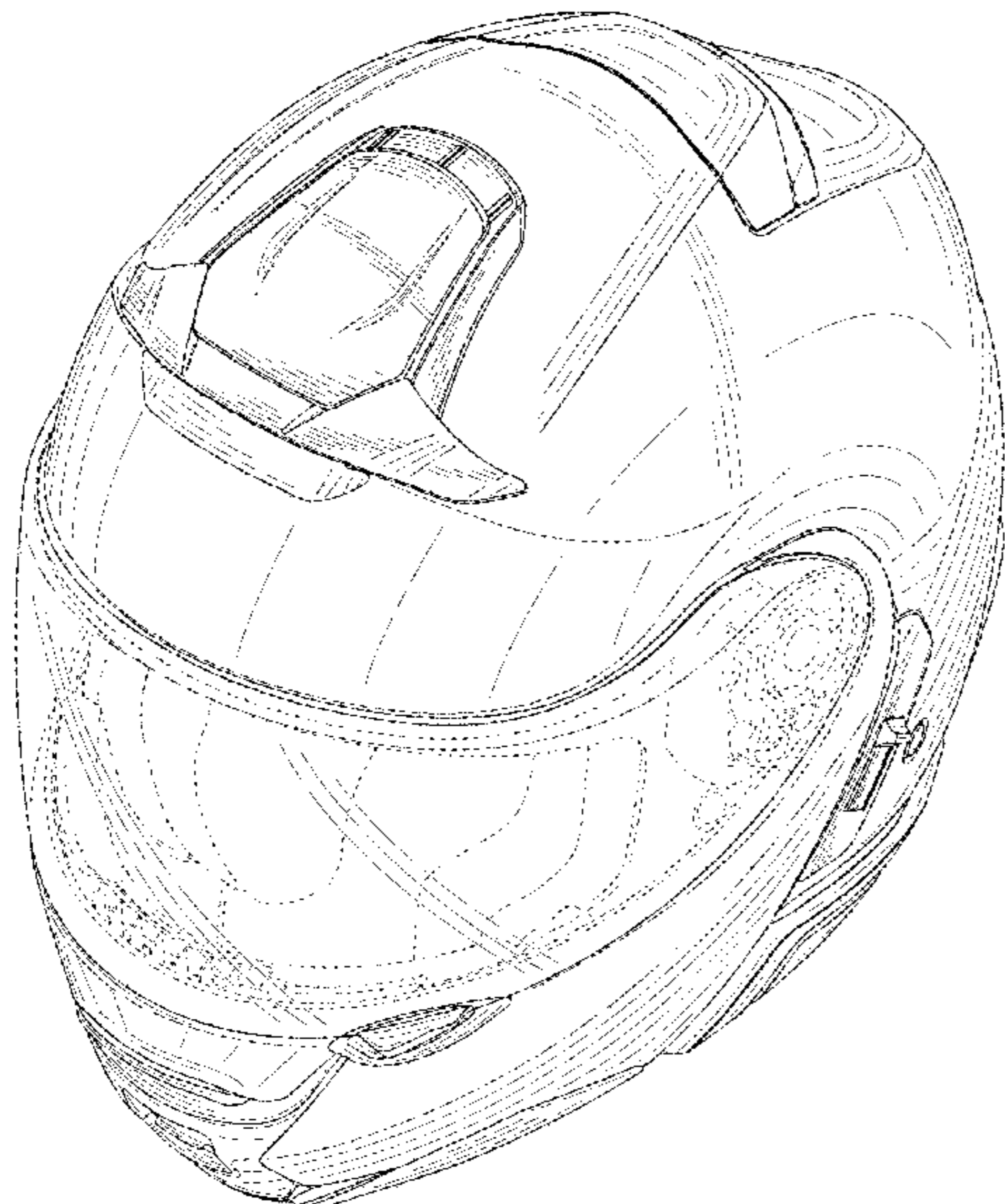
(57) **CLAIM**

The ornamental design for a helmet, as shown and described.

**DESCRIPTION**

FIG. 1 is a front, top and right side perspective view of a helmet showing my new design;  
FIG. 2 is a rear, top and left side perspective view thereof;  
FIG. 3 is a front view thereof;  
FIG. 4 is a rear view thereof;  
FIG. 5 is a top plan view thereof;  
FIG. 6 is a bottom plan view thereof;  
FIG. 7 is a right side view thereof; and,  
FIG. 8 is a left side view thereof.  
The details shown in broken lines form no part of the claimed design.

**1 Claim, 8 Drawing Sheets**



(56)

**References Cited**

U.S. PATENT DOCUMENTS


D819,892 S \* 6/2018 Lee ..... D29/107  
D822,907 S \* 7/2018 Fukuyama ..... D29/107

OTHER PUBLICATIONS


Notice of Allowance; U.S. Appl. No. 29/626,494, filed Nov. 17, 2017; dated Jun. 6, 2018; Taku Nimura; 7 pages.

\* cited by examiner


**FIG. 1**




**FIG. 2**



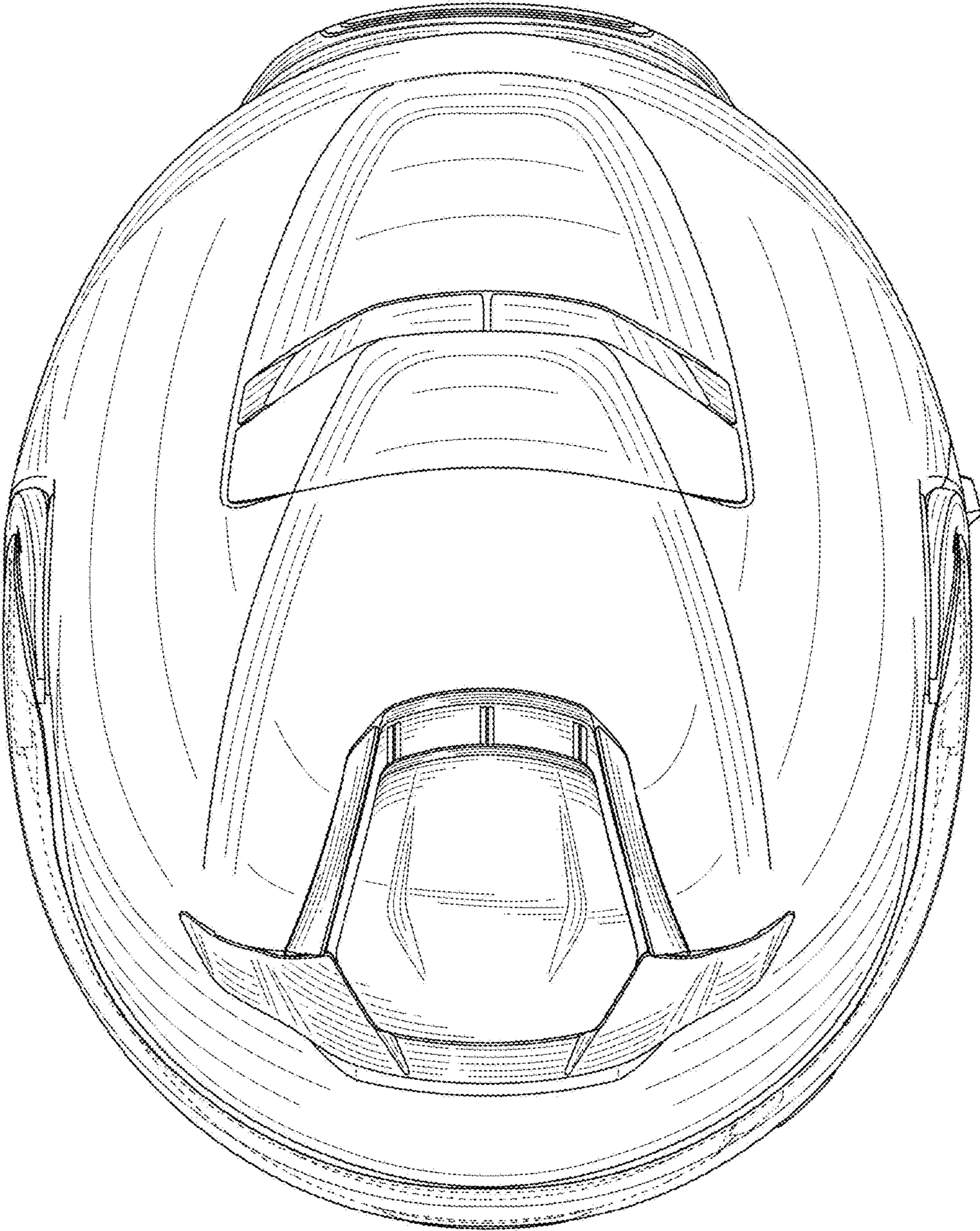
**FIG. 3**



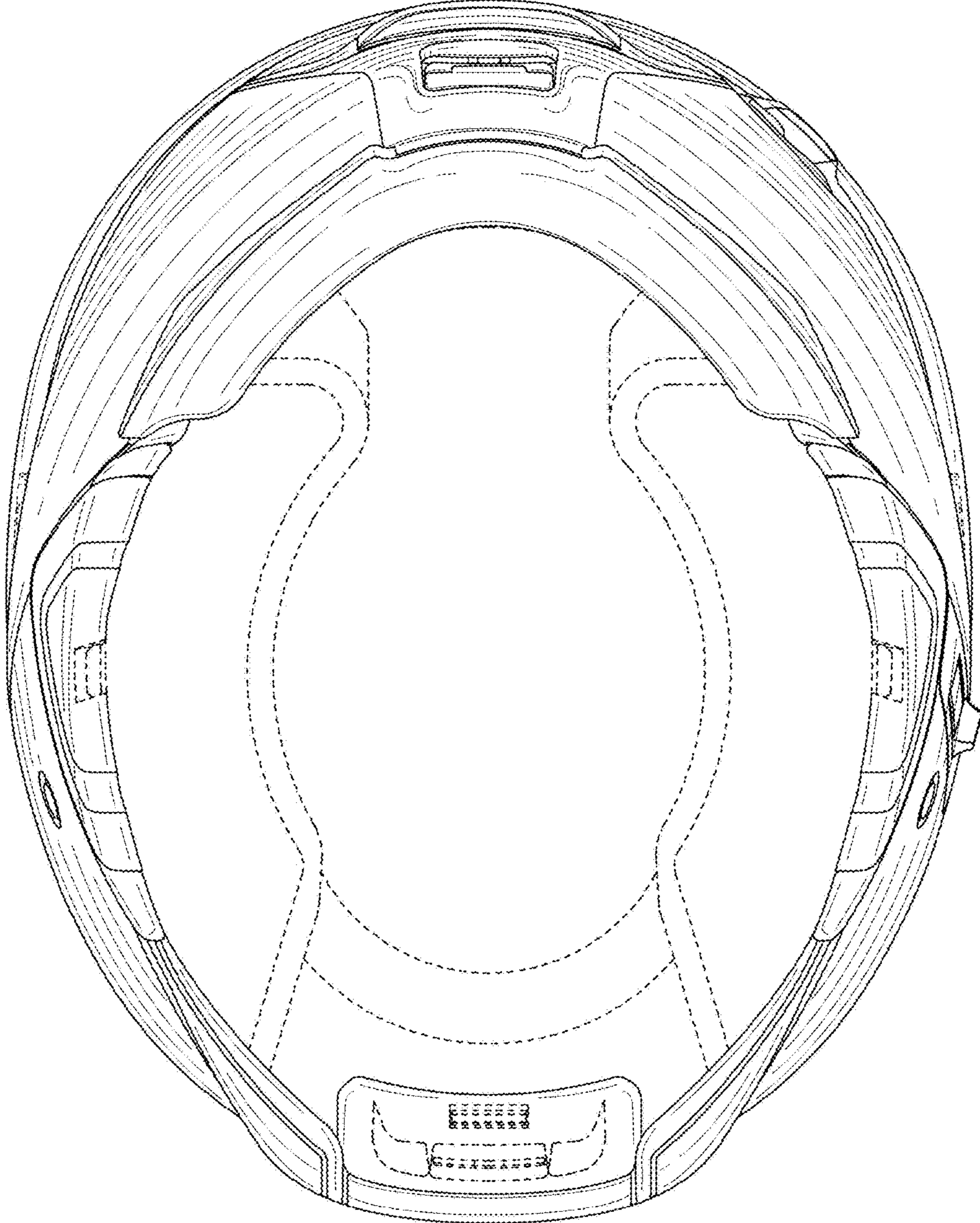
**FIG. 4**



**FIG. 5**

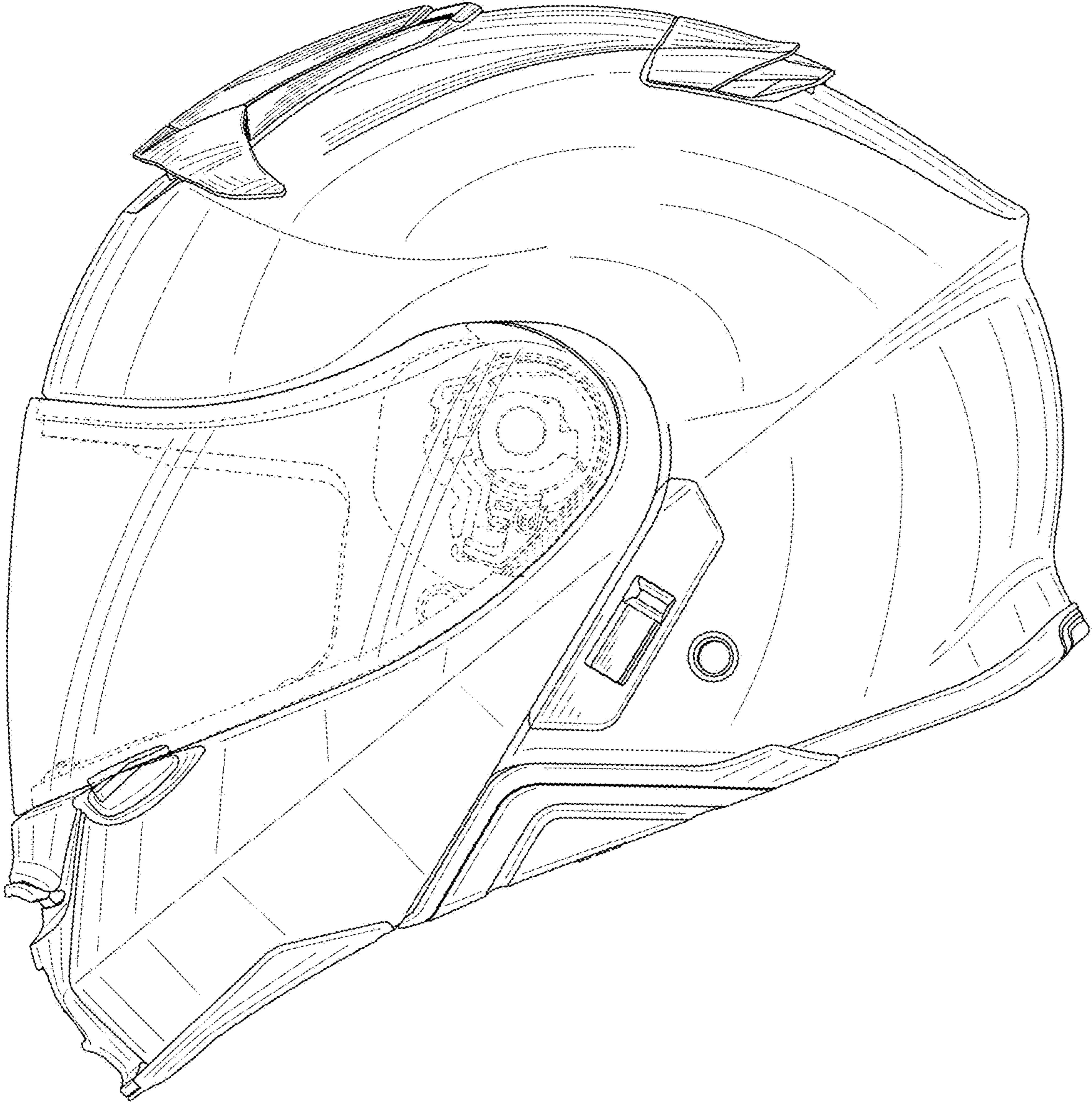


**FIG. 6**





**FIG. 7**



**FIG. 8**

