



US00D836252S

(12) **United States Design Patent**
Wako

(10) **Patent No.:** **US D836,252 S**

(45) **Date of Patent:** **** Dec. 18, 2018**

(54) **HELMET**

(71) Applicant: **SHOEI CO., LTD.**, Taito-ku, Tokyo (JP)

(72) Inventor: **Masanori Wako**, Tokyo (JP)

(73) Assignee: **SHOEI CO., LTD.**, Tokyo (JP)

(**) Term: **15 Years**

(21) Appl. No.: **29/626,486**

(22) Filed: **Nov. 17, 2017**

(30) **Foreign Application Priority Data**

May 22, 2017 (JP) 2017-010860

(51) **LOC (11) Cl.** **09-03**

(52) **U.S. Cl.**
USPC **D29/105**

(58) **Field of Classification Search**
USPC D29/102-107, 122
CPC A42B 3/221-3/223; A42B 3/18; A42B 3/185; A42B 3/20; A42B 3/00; A42B 3/003; A42B 3/0406; A42B 3/0493; A42B 3/06; A42B 3/228

See application file for complete search history.

(56) **References Cited**

U.S. PATENT DOCUMENTS

D549,883 S *	8/2007	Dion	D29/106
D556,386 S *	11/2007	Lee	D29/122
D581,099 S *	11/2008	Ahn	D29/107
D632,439 S *	2/2011	Lebel	D29/122
D632,440 S *	2/2011	Lebel	D29/122
D638,172 S *	5/2011	Lebel	D29/122
D670,445 S *	11/2012	Kimura	D29/104
D680,694 S *	4/2013	Hwang	D29/107
D684,320 S *	6/2013	Mateu Codina	D29/106
D701,002 S *	3/2014	Lebel	D29/122

D703,874 S *	4/2014	Lebel	D29/122
D709,653 S *	7/2014	Lebel	D29/122
D711,051 S *	8/2014	Noordzij	D29/122
9,032,548 B2	5/2015	Isobe et al.		
D740,496 S *	10/2015	Noordzij	D29/122
D747,556 S	1/2016	Fujita		
D748,347 S *	1/2016	Noordzij	D29/122
D751,767 S	3/2016	Shida		
D752,821 S	3/2016	Bologna		
9,439,470 B2 *	9/2016	McGinn	A42B 3/04
D769,543 S	10/2016	Patel et al.		
D776,361 S *	1/2017	Occhipinti	D29/107
D796,117 S	8/2017	Shida et al.		

(Continued)

OTHER PUBLICATIONS

Notice of allowance for U.S. Appl. No. 29/626,498, filed Nov. 17, 2017 to Taku Nimura; dated Jun. 6, 2018, 7 pgs.

(Continued)

Primary Examiner — Ruth McInroy

(74) *Attorney, Agent, or Firm* — Cantor Colburn LLP

(57) **CLAIM**

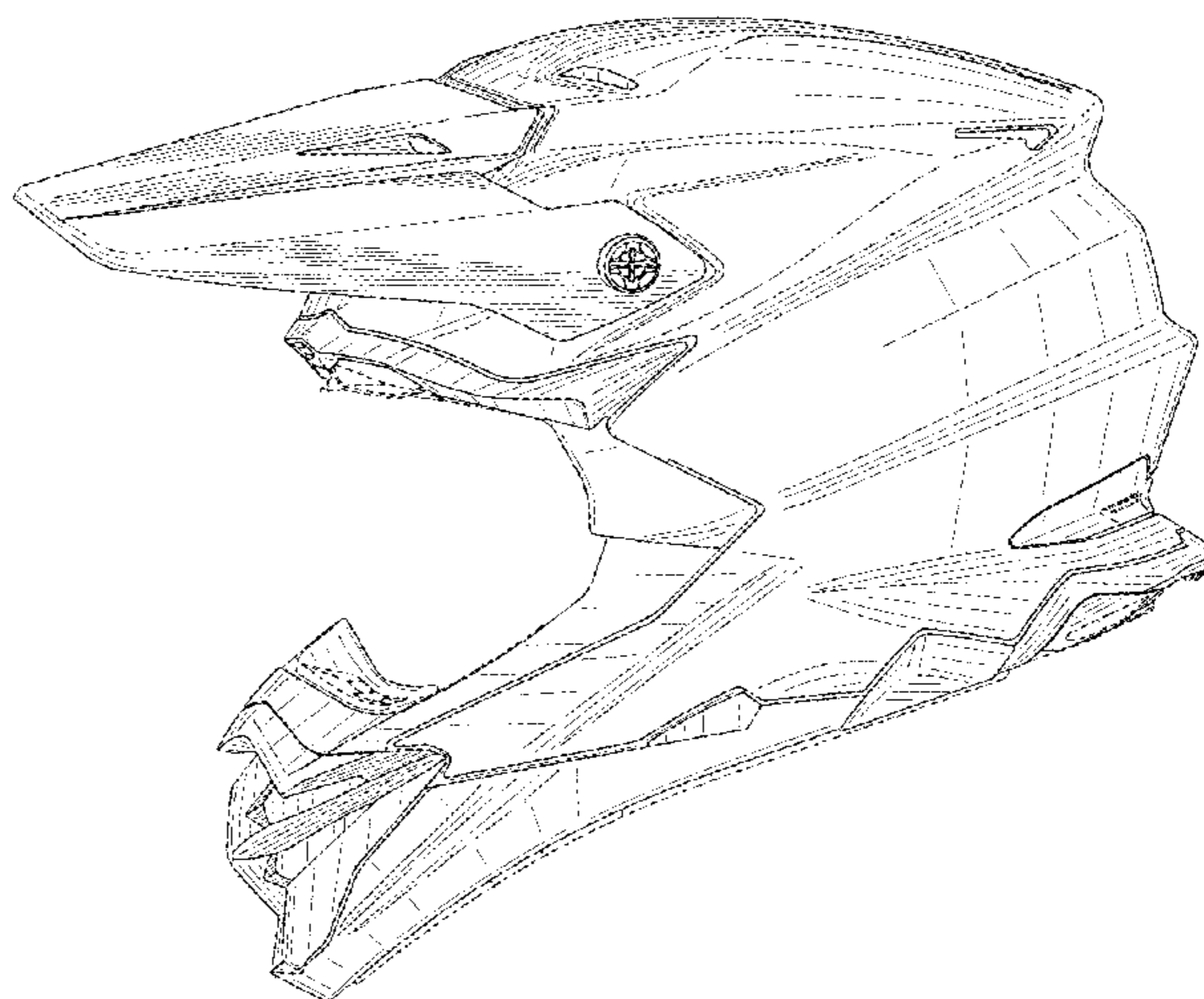

The ornamental design for a helmet, as shown and described.

DESCRIPTION

FIG. 1 is a front, top and right side perspective view of a helmet showing my new design;
FIG. 2 is a rear, top and left side perspective view thereof;
FIG. 3 is a front view thereof;
FIG. 4 is a rear view thereof;
FIG. 5 is a top plan view thereof;
FIG. 6 is a bottom plan view thereof; and,
FIG. 7 is a right side view thereof, the left side view being a mirror image of FIG. 7.

The details shown in broken lines form no part of the claimed design.

1 Claim, 7 Drawing Sheets



(56)

References Cited

U.S. PATENT DOCUMENTS

D803,483	S	11/2017	Bologna et al.	
D804,729	S	* 12/2017	Bouchard-Fortin	D29/104
D808,083	S	* 1/2018	Durham	D29/122
D822,286	S	* 7/2018	Mage	D29/105
D822,287	S	* 7/2018	Mage	D29/105
D822,289	S	* 7/2018	O'Connell	D29/122

OTHER PUBLICATIONS

Notice of Allowance; U.S. Appl. No. 29/626,494, filed Nov. 17, 2017; dated Jun. 6, 2018; Taku Nimura; 7 pages.

* cited by examiner

FIG. 1




FIG. 2

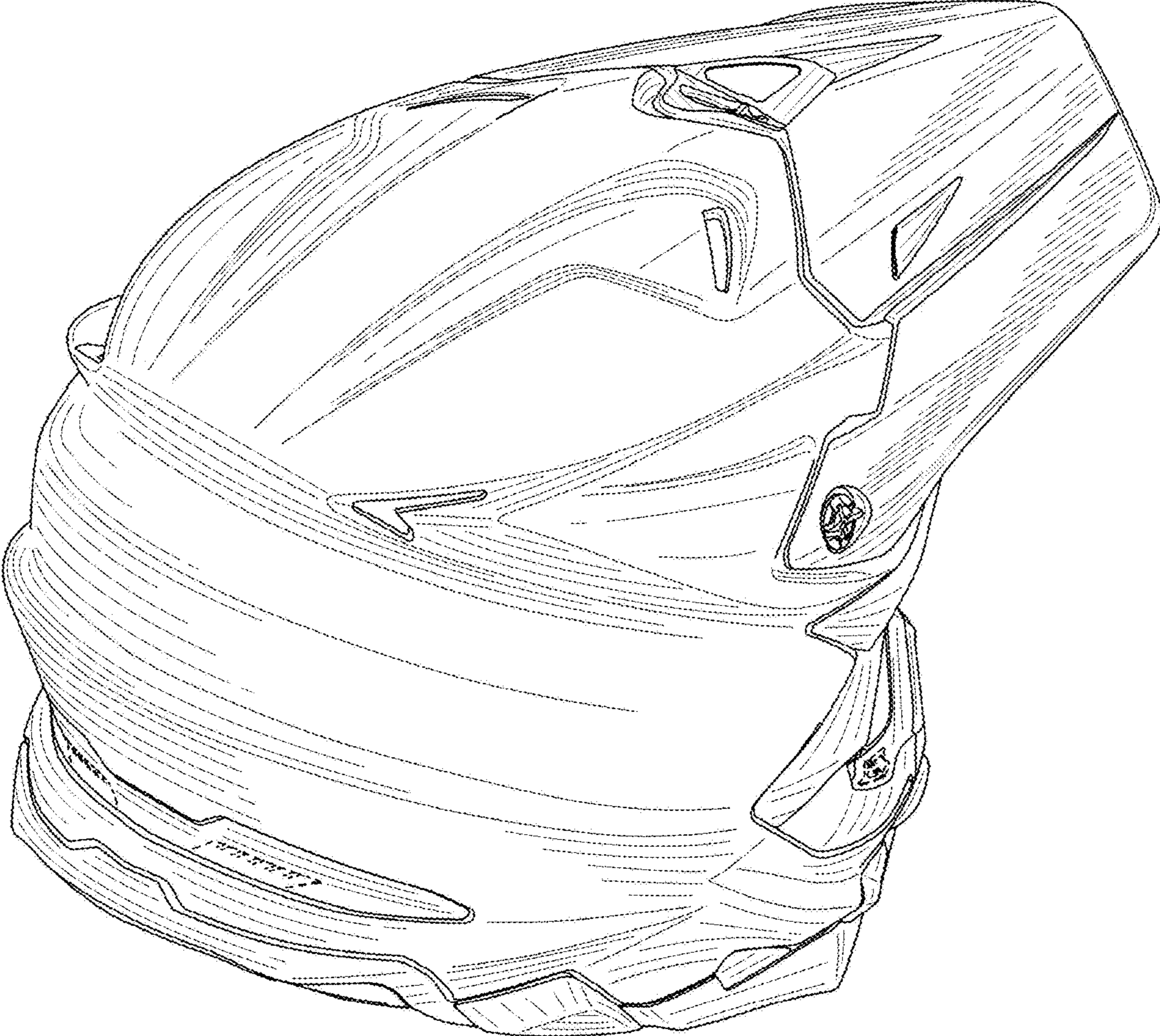


FIG. 3

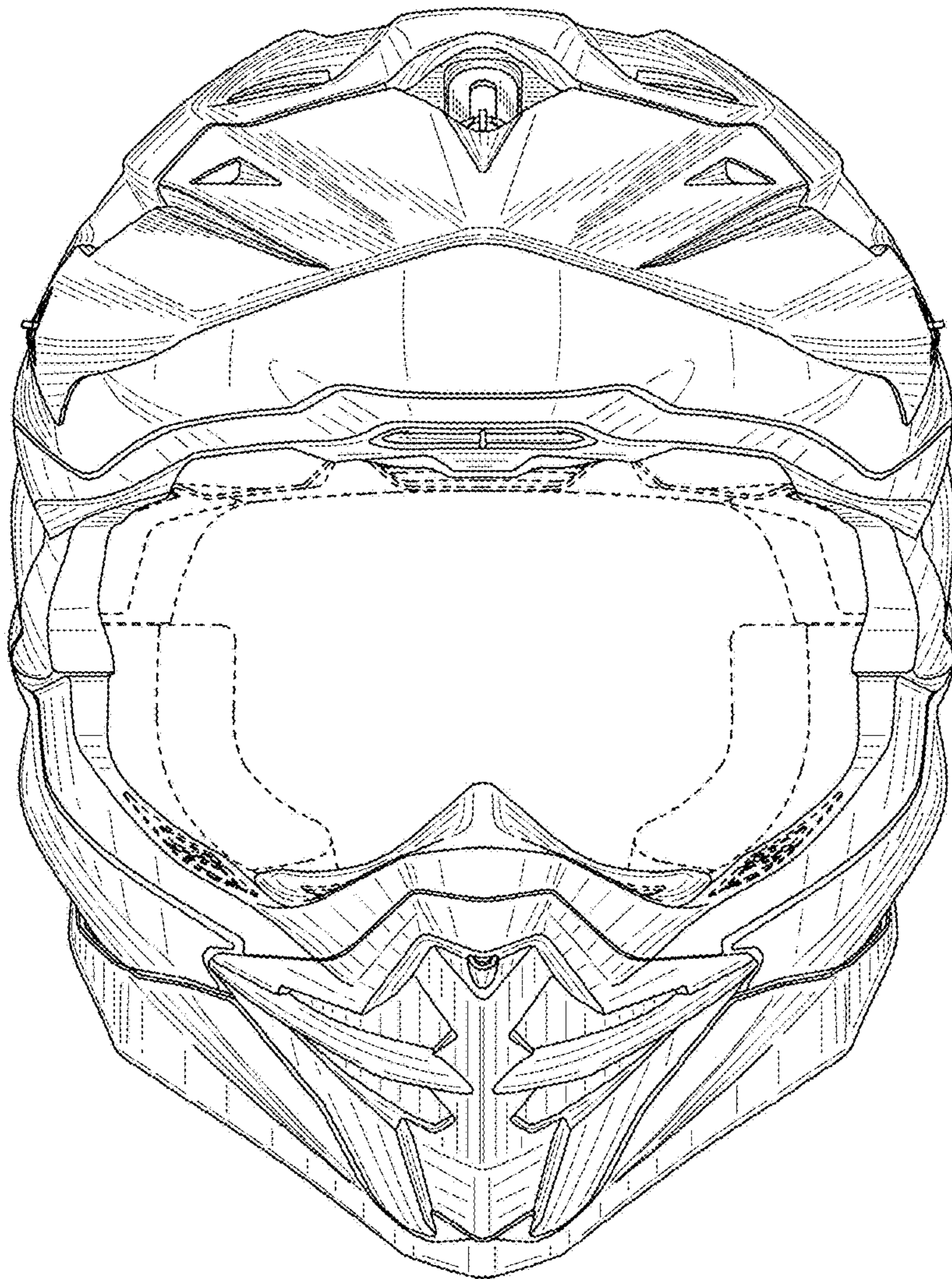


FIG. 4

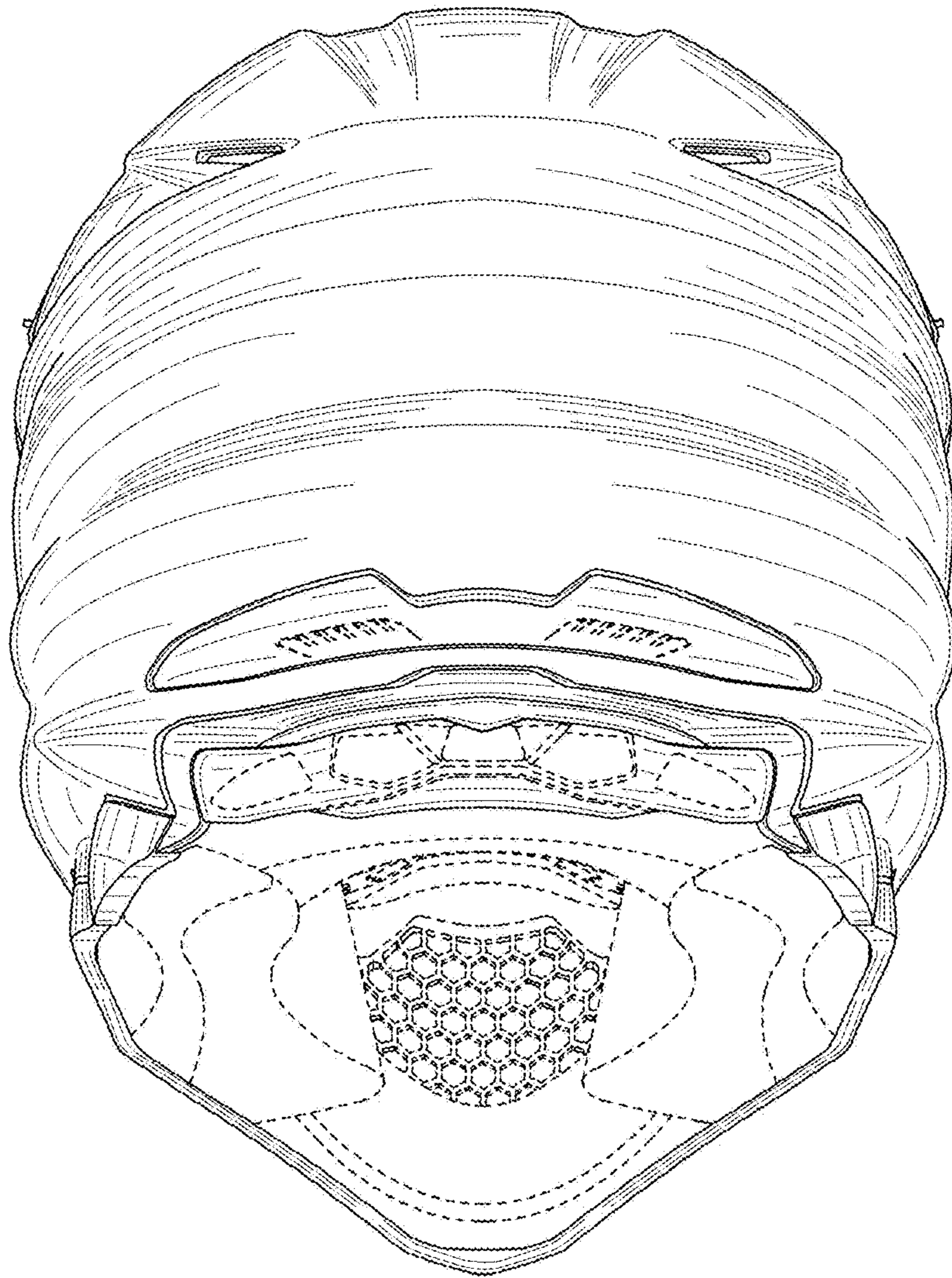


FIG. 5

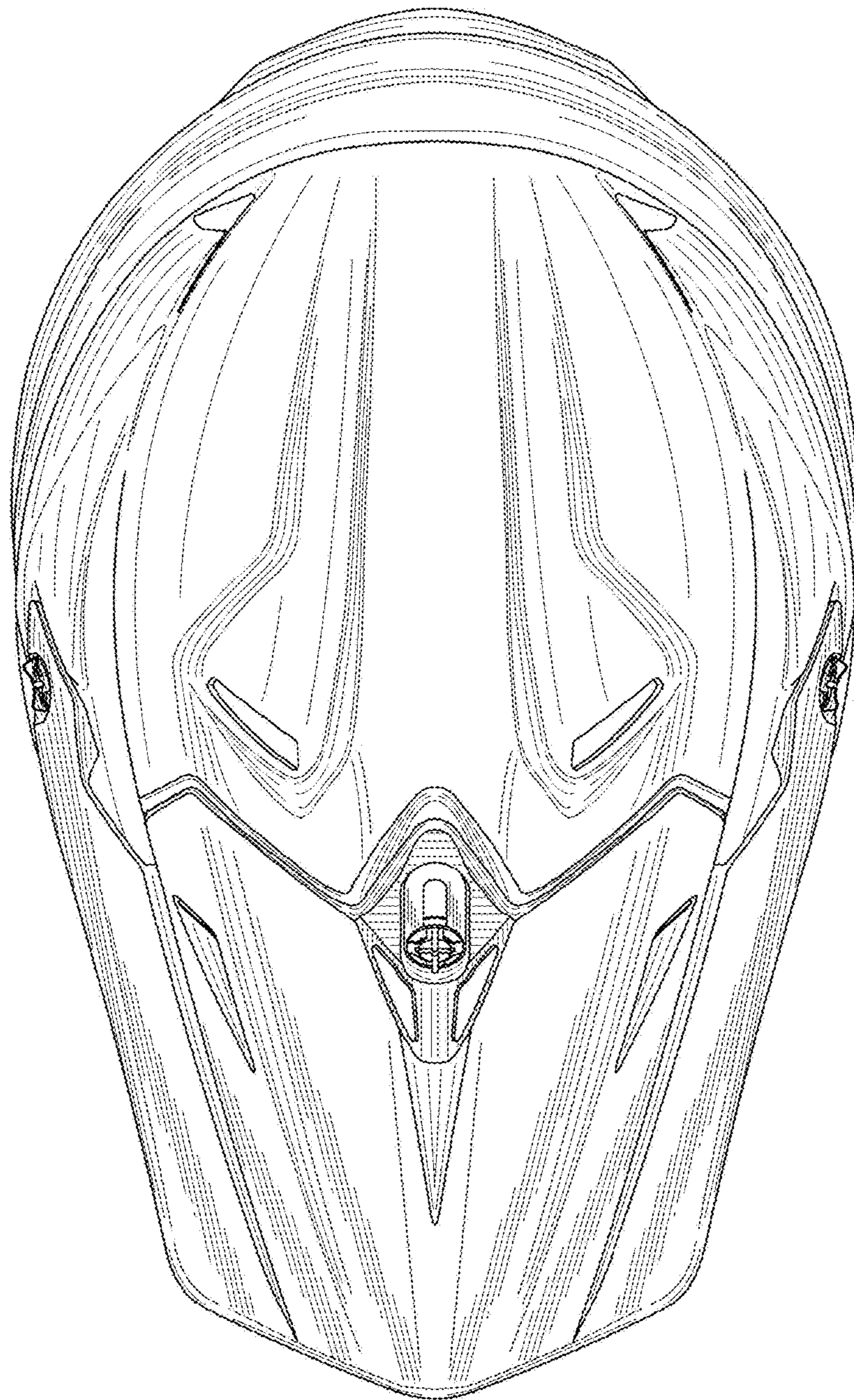


FIG. 6

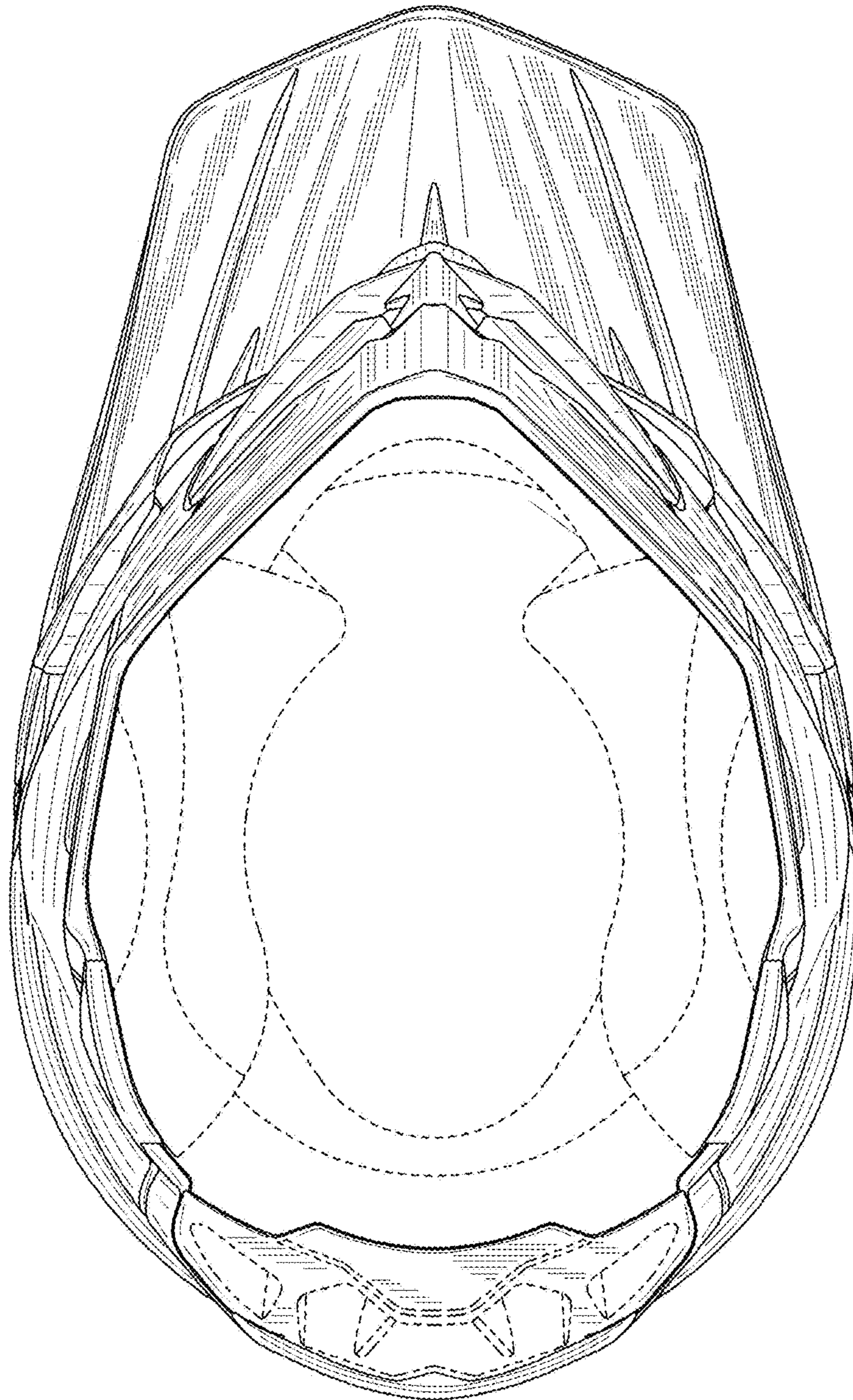


FIG. 7

