



US00D836249S

(12) **United States Design Patent** (10) **Patent No.:** **US D836,249 S**
Forti et al. (45) **Date of Patent:** **** Dec. 18, 2018**

(54) **RAZOR HANDLE**

(71) Applicant: **The Gillette Company**, Boston, MA (US)

(72) Inventors: **Alexander Stephen Forti**, Dedham, MA (US); **Robert Harold Johnson**, Hingham, MA (US); **Hong Lu**, Newton, MA (US); **Vanessa Christie**, Boston, MA (US); **Thomas Anthony Gernetzke**, Beverly, MA (US); **Michael David Tinstman**, Malden, MA (US); **Benjamin Andrew Bangser**, Los Angeles, CA (US)

(73) Assignee: **The Gillette Company LLC**, Boston, MA (US)

(**) Term: **15 Years**

(21) Appl. No.: **29/574,011**

(22) Filed: **Aug. 11, 2016**

(51) **LOC (11) Cl.** **28-03**

(52) **U.S. Cl.**
USPC **D28/48**

(58) **Field of Classification Search**
USPC D28/46-48
CPC B26B 21/52-21/528; B26B 21/14-21/38;
B26B 21/08; B26B 21/00
See application file for complete search history.

(56) **References Cited**

U.S. PATENT DOCUMENTS

D392,418 S *	3/1998	Gray	D28/48
D396,129 S *	7/1998	Gray	D28/46
D397,512 S *	8/1998	Gray	D28/48
D404,527 S *	1/1999	Gray	D28/48
D406,393 S *	3/1999	Gray	D28/48
D407,849 S *	4/1999	Gray	D28/47
D422,751 S *	4/2000	Gray	D28/47
D438,342 S *	2/2001	Gray	D28/48

D444,267 S *	6/2001	Gray	D28/48
D500,174 S *	12/2004	Gray	D28/48
D500,390 S *	12/2004	Gray	D28/47
D509,321 S *	9/2005	Gray	D28/46
D510,643 S *	10/2005	Gray	D28/48
D515,740 S *	2/2006	Provost	D28/46
D558,398 S *	12/2007	Park	D28/46
D603,556 S *	11/2009	Rhoad	D28/47
D603,557 S *	11/2009	Rhoad	D28/47
D643,977 S *	8/2011	Wonderley	D28/47

(Continued)

OTHER PUBLICATIONS

Google image search for circles and concentric circles templates date restricted to before Aug. 10, 2015, 1 page, downloaded Oct. 30, 2017 (Year: 2015).*

Primary Examiner — Jennifer Rivard

(74) *Attorney, Agent, or Firm* — Joanne N. Pappas; Kevin C. Johnson

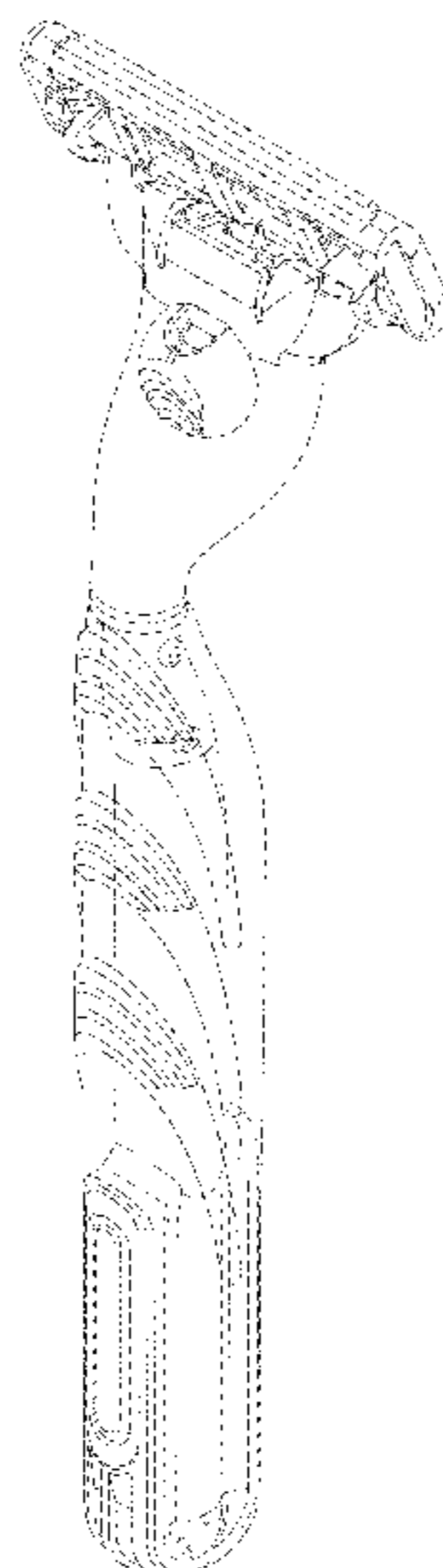
(57) **CLAIM**

The ornamental design for a razor handle, as shown and described.

DESCRIPTION

FIG. 1 is a perspective view of a razor handle of the present invention;
FIG. 2 is a front view of the razor handle of FIG. 1;
FIG. 3 is a back view of the razor handle of FIG. 1;
FIG. 4 is a right side view of the razor handle of FIG. 1;
FIG. 5 is a left side view of the razor handle of FIG. 1;
FIG. 6 is a top view of the razor handle of FIG. 1; and,
FIG. 7 is a bottom view of the razor handle of FIG. 1.
The razor head that is shown in evenly spaced broken lines illustrates the environment of the claim. The remaining evenly spaced broken lines illustrate portions of the razor handle. The dash dot dash broken lines illustrates the boundary of the claim. None of the broken lines forms part of the claimed design.

1 Claim, 5 Drawing Sheets



(56)

References Cited

U.S. PATENT DOCUMENTS

D661,425	S	*	6/2012	Cataudella	D28/46
D674,552	S	*	1/2013	Barrow	D28/48
D695,457	S	*	12/2013	Watson	D28/47
D725,824	S	*	3/2015	Sims	D28/48
D731,119	S	*	6/2015	Daniel	D28/46
D739,980	S	*	9/2015	Psimadas	D28/48
D741,009	S	*	10/2015	Bruno	D28/47
D766,506	S	*	9/2016	Bruno	D28/47
D779,122	S	*	2/2017	Dubin	D28/48
D787,125	S	*	5/2017	Dubin	D28/48
D787,127	S	*	5/2017	Dubin	D28/48

* cited by examiner

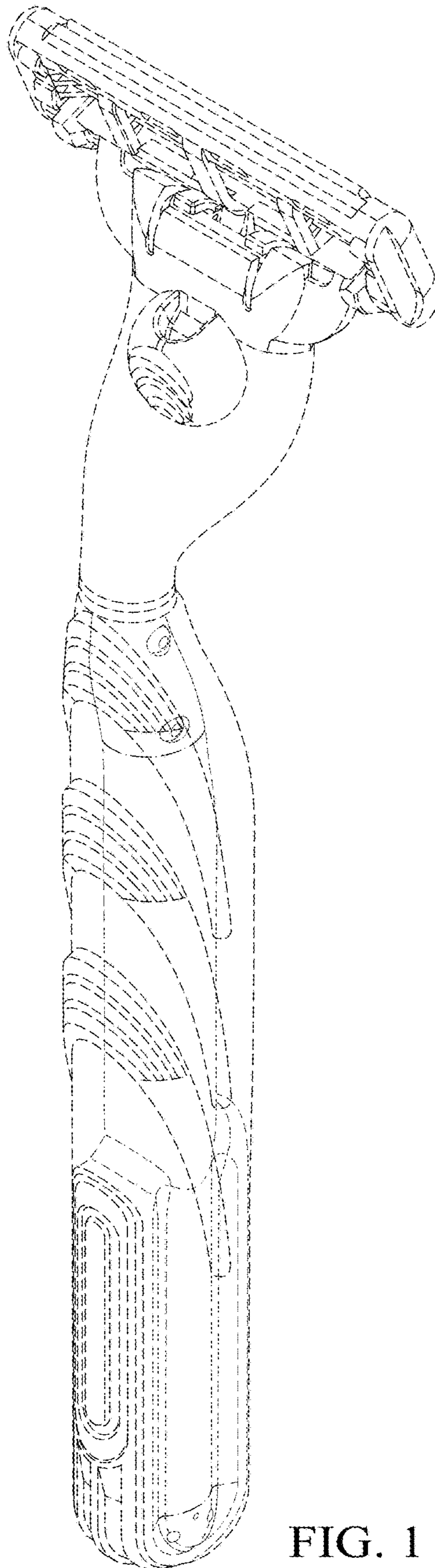


FIG. 1

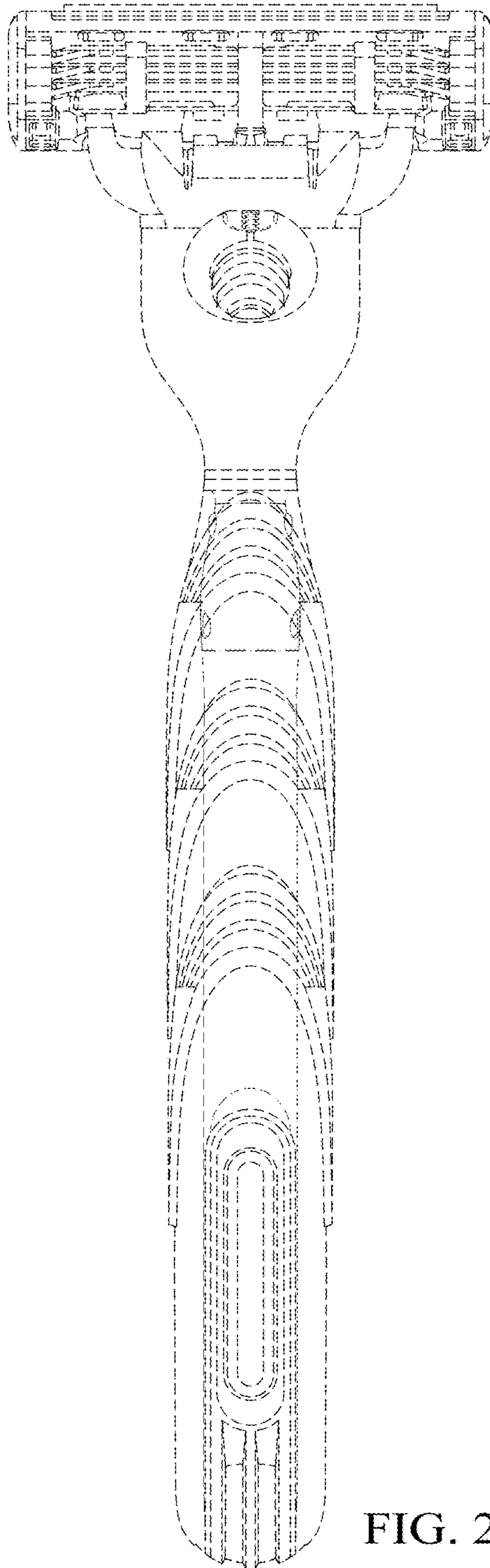


FIG. 2

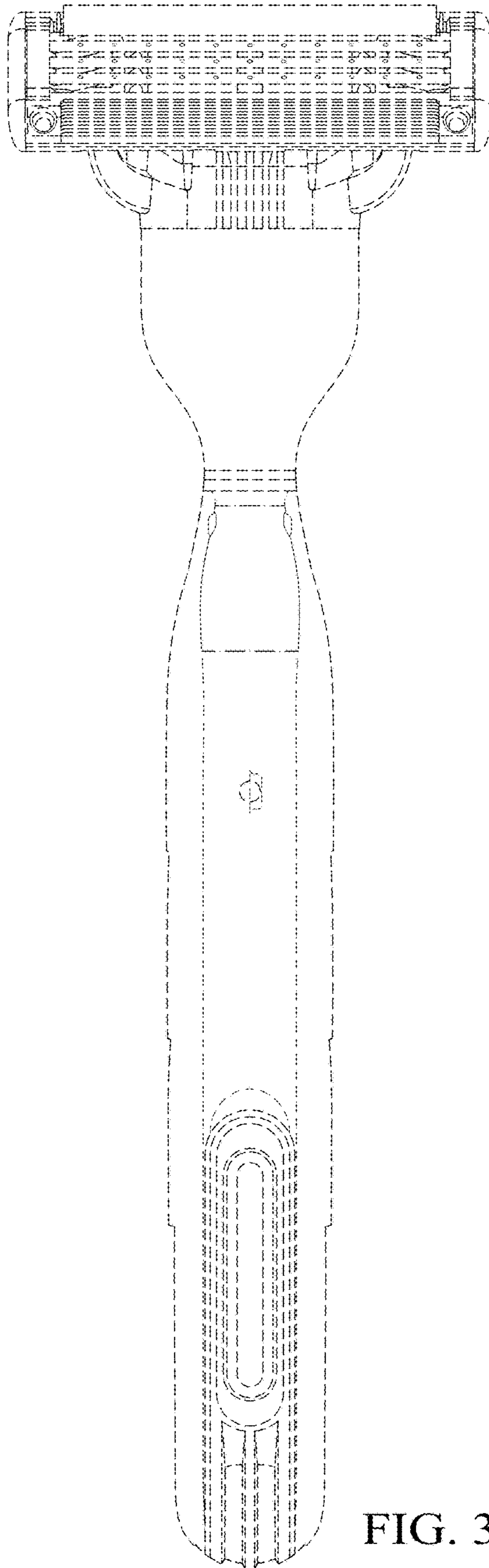


FIG. 3




FIG. 4



FIG. 5

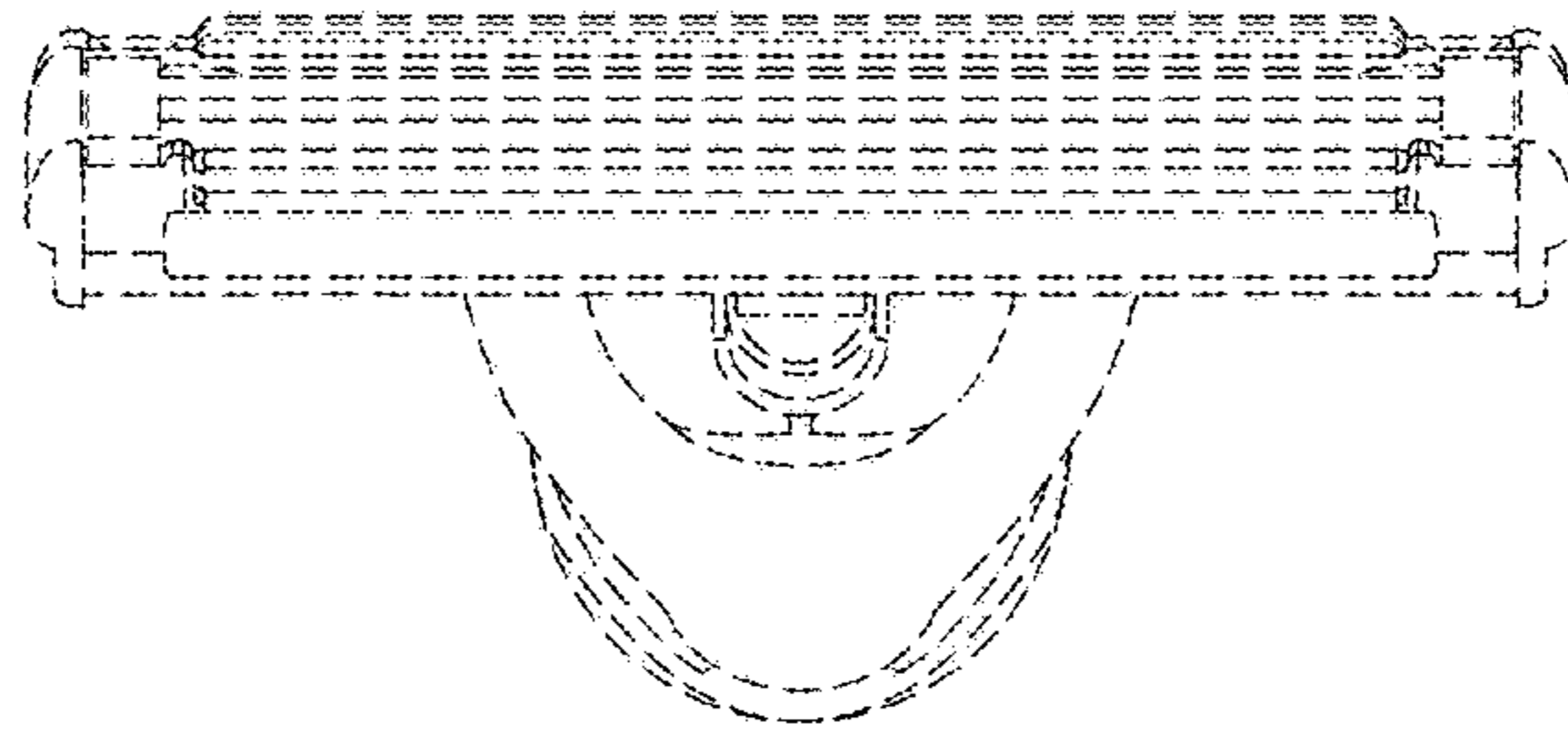


FIG. 6

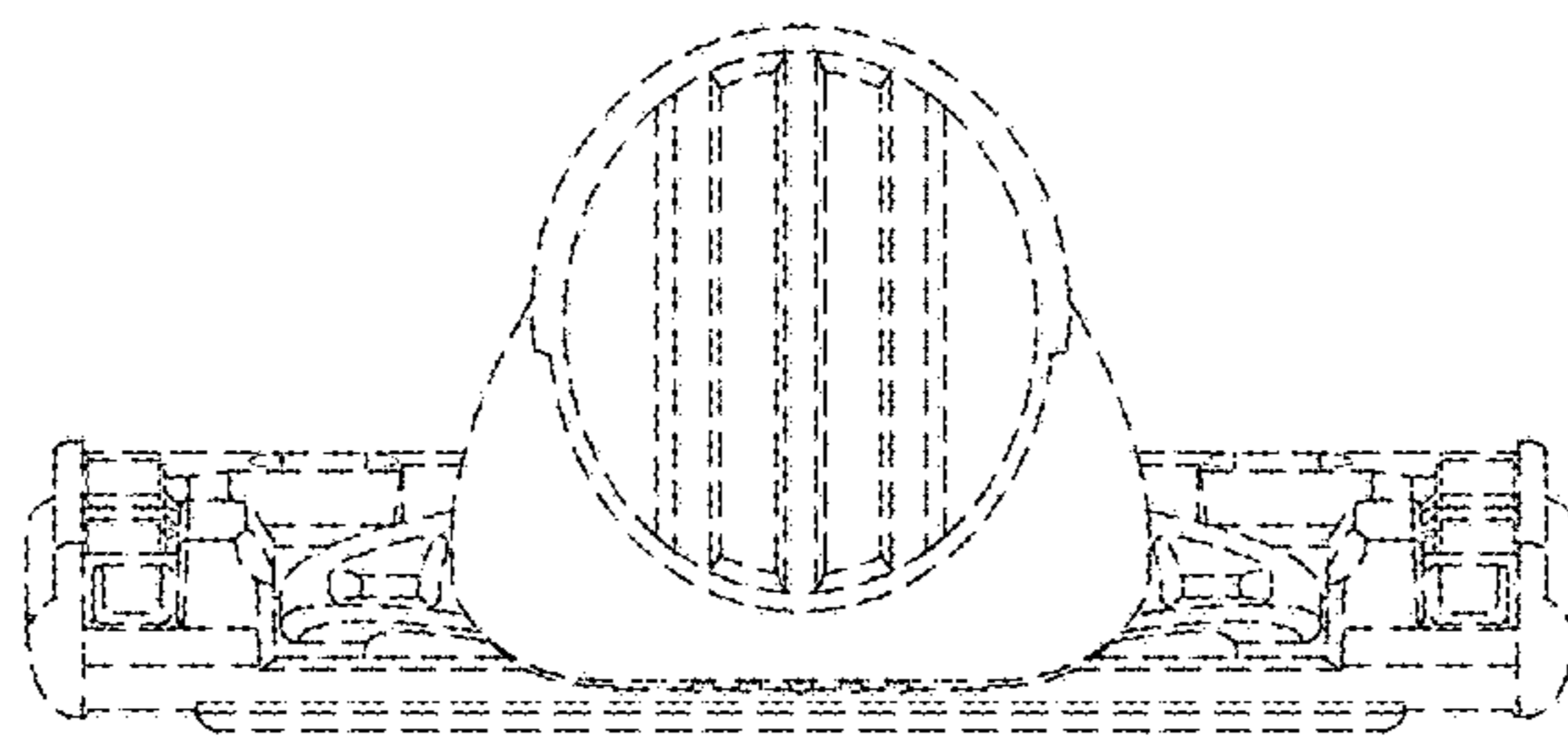


FIG. 7