



US00D836239S

(12) **United States Design Patent**  
**Sonneman**

(10) **Patent No.:** **US D836,239 S**

(45) **Date of Patent:** **\*\* Dec. 18, 2018**

(54) **LIGHT FIXTURE**

(71) Applicant: **Contemporary Visions, LLC**,  
Larchmont, NY (US)

(72) Inventor: **Robert A. Sonneman**, Mamaroneck,  
NY (US)

(73) Assignee: **Contemporary Visions, LLC**,  
Larchmont, NY (US)

(\*\*) Term: **15 Years**

(21) Appl. No.: **29/630,450**

(22) Filed: **Dec. 21, 2017**

(51) **LOC (11) Cl.** ..... **26-99**

(52) **U.S. Cl.**  
USPC ..... **D26/118**

(58) **Field of Classification Search**  
USPC ..... D26/76, 80-82, 84-85, 88, 90, 93, 110,  
D26/113, 118, 120, 124, 128, 131  
CPC ..... F21S 2/00; F21S 4/00; F21S 4/003; F21S  
4/005; F21S 4/006; F21S 4/007; F21S  
4/008; F21S 6/00; F21S 8/00; F21S  
8/024; F21S 8/026; F21S 8/031; F21S  
8/033; F21S 8/035-8/037; F21S 8/04;  
F21S 8/043; F21S 8/063

See application file for complete search history.

(56) **References Cited**

**U.S. PATENT DOCUMENTS**

D541,970 S \* 5/2007 Blackman ..... D26/81  
D567,985 S \* 4/2008 Komar ..... D26/84

D595,888 S \* 7/2009 Sabernig ..... D26/84  
D617,030 S \* 6/2010 Sabernig ..... D26/84  
D669,621 S \* 10/2012 Sabernig ..... D26/84  
D773,718 S \* 12/2016 Sonneman ..... D26/90  
D786,481 S \* 5/2017 Wiedemer ..... D26/81

\* cited by examiner

*Primary Examiner* — Brian N. Vinson

(74) *Attorney, Agent, or Firm* — Gottlieb, Rackman &  
Reisman, P.C.

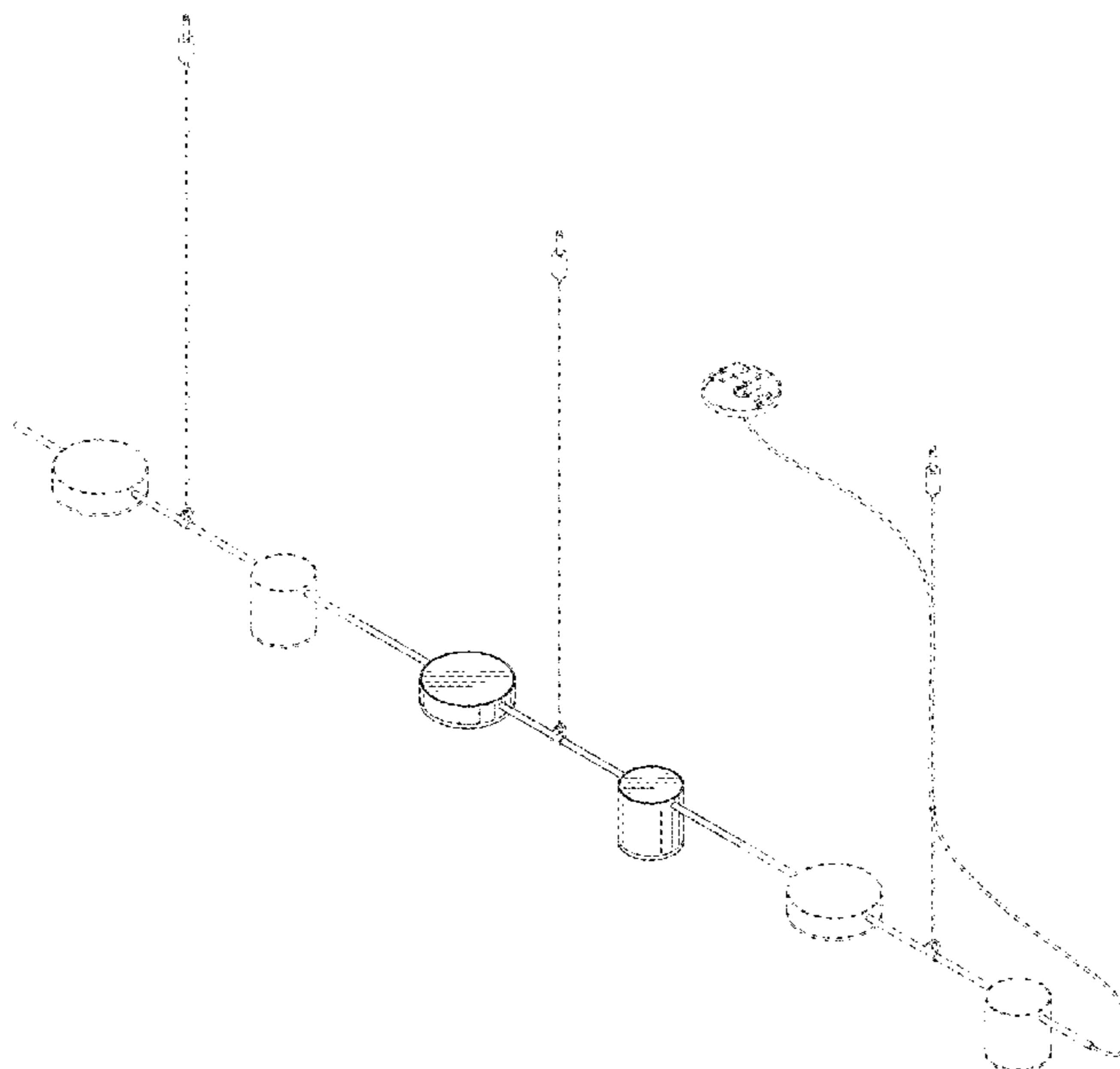
(57) **CLAIM**

The ornamental design for a light fixture, as shown and  
described.

**DESCRIPTION**

FIG. 1 is a perspective view of a light fixture showing my  
new design;  
FIG. 2 is a front elevational view thereof;  
FIG. 3 is a rear elevational view thereof;  
FIG. 4 is a right side elevational view thereof;  
FIG. 5 is a left side elevational view thereof;  
FIG. 6 is a top plan view thereof; and,  
FIG. 7 is a bottom plan view thereof.  
The broken lines shown in the drawings are included for the  
purpose of illustrating portions of the light fixture that form  
no part of the claimed design.

**1 Claim, 5 Drawing Sheets**



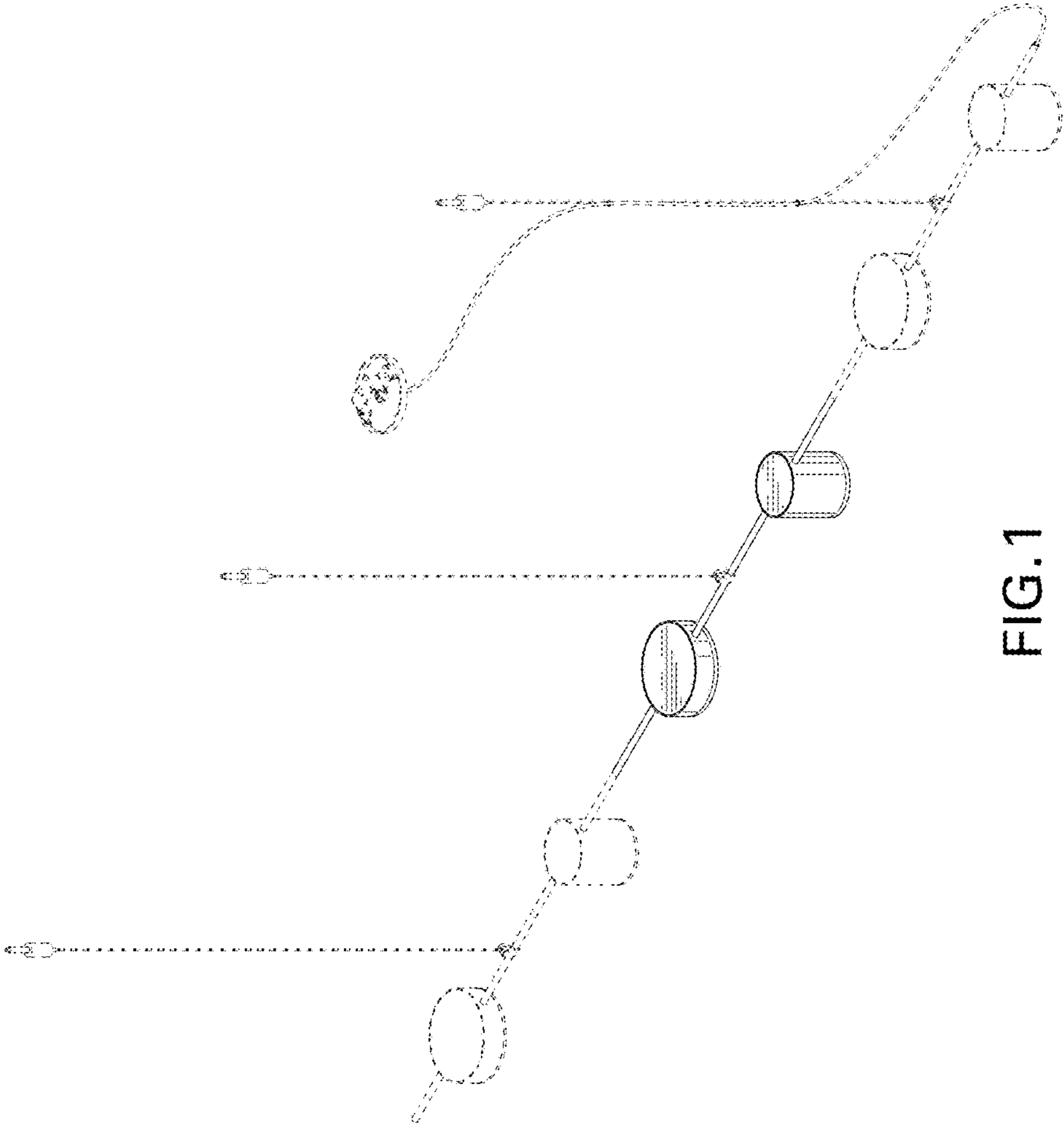


FIG.1

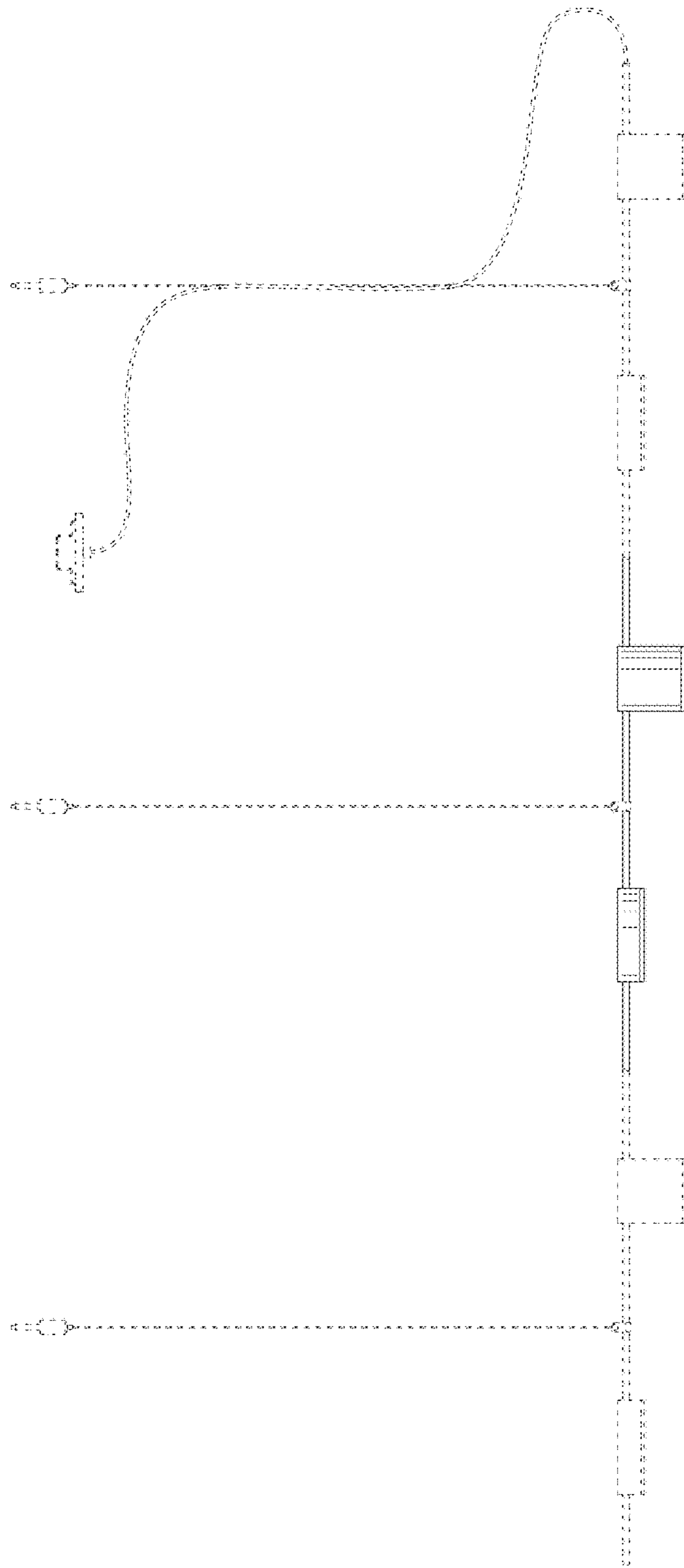


FIG. 2

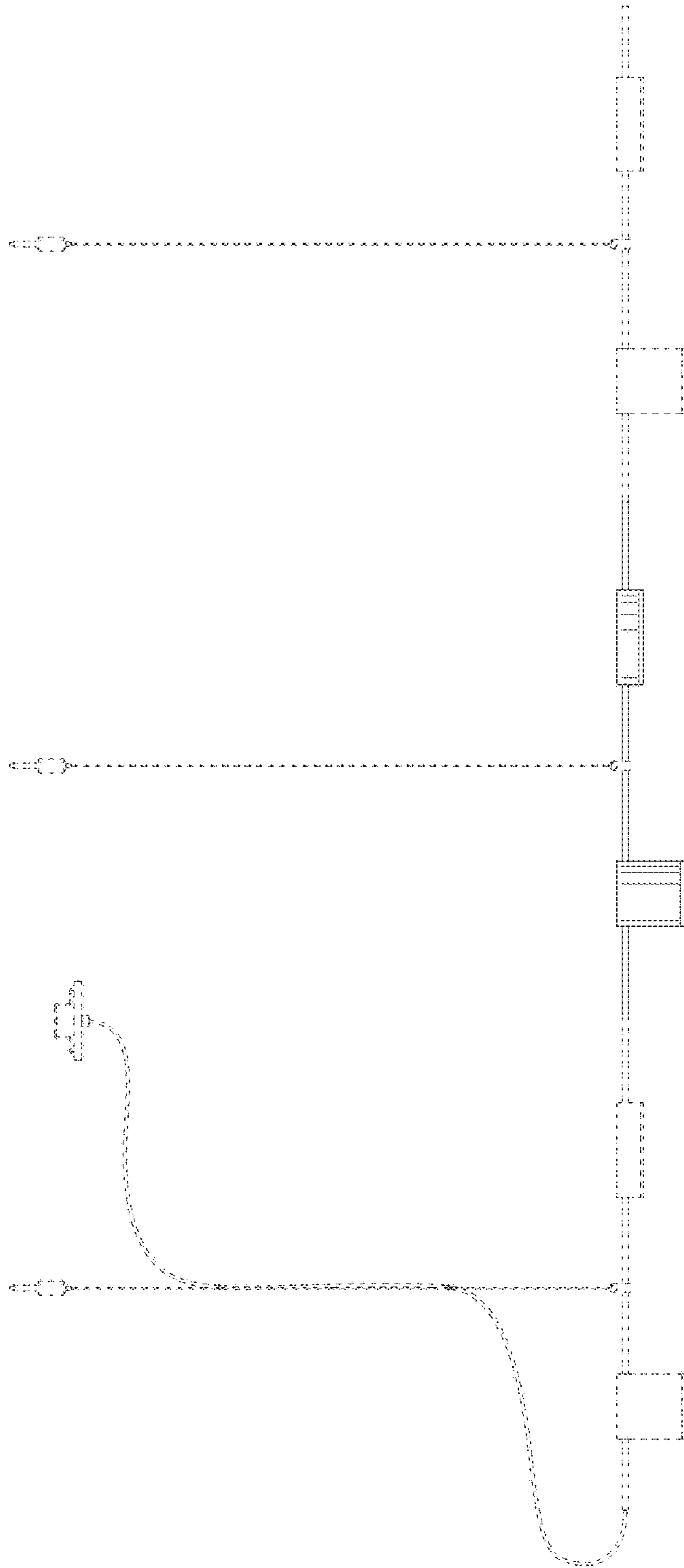


FIG.3

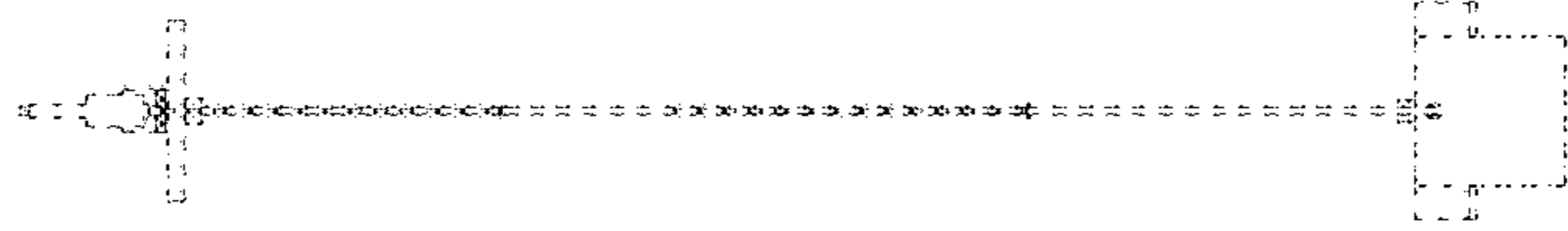


FIG. 5




FIG. 4

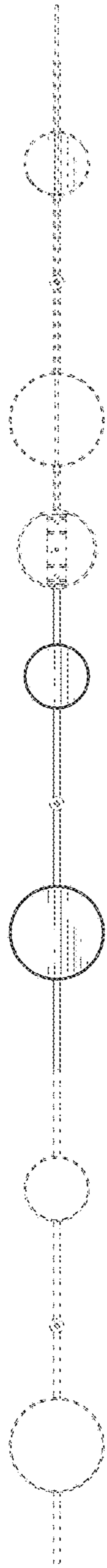


FIG. 6




FIG. 7