



US00D836227S

(12) **United States Design Patent** (10) **Patent No.:** **US D836,227 S**
Root (45) **Date of Patent:** **** Dec. 18, 2018**

(54) **HANDHELD MOBILE LIGHT SOURCE**
(71) Applicant: **Thomas V. Root**, Beverly, MA (US)
(72) Inventor: **Thomas V. Root**, Beverly, MA (US)
(73) Assignee: **Acera, LLC**, Beverly, MA (US)
(**) Term: **15 Years**
(21) Appl. No.: **29/543,811**
(22) Filed: **Oct. 28, 2015**
(51) **LOC (11) Cl.** **26-02**
(52) **U.S. Cl.**
USPC **D26/38**
(58) **Field of Classification Search**
USPC D26/1-3, 37-51
CPC F21L 2003/00; F21L 4/00; F21L 4/005;
F21L 4/02; F21L 4/025; F21L 4/027;
F21L 4/04; F21L 4/08; F21L 2005/00;
F21L 7/00; F21L 11/00; F21L 13/00;
F21L 13/04; F21L 13/08; F21L 14/02;
F21L 17/00; F21L 19/00
See application file for complete search history.

D671,242 S * 11/2012 Sakamoto D26/2
D671,243 S * 11/2012 Sakamoto D26/2
D675,349 S * 1/2013 Parker D26/2
D685,506 S * 7/2013 Pickard D26/2
D690,383 S * 9/2013 Sheikh D22/117
D715,463 S * 10/2014 Jun D26/2
D739,586 S * 9/2015 Hong D26/51
D744,674 S * 12/2015 Wu D26/3
D753,322 S * 4/2016 Taylor D26/2
D760,928 S * 7/2016 Bao D26/24
D768,321 S * 10/2016 Inskeep D26/37
D775,752 S * 1/2017 Nook D26/38
D778,473 S * 2/2017 Cooper D26/37
D793,595 S * 8/2017 Lesperance D26/37
D804,064 S * 11/2017 Taylor D26/2
D810,325 S * 2/2018 Guo D26/2
D813,424 S * 3/2018 Shum D26/2

* cited by examiner

Primary Examiner — Brandon M Rosati
Assistant Examiner — Carissa C Fitts
(74) *Attorney, Agent, or Firm* — Reza Mollaaghababa;
Thomas J. Engellenner; Pepper Hamilton LLP

(57) **CLAIM**

The ornamental design for a handheld mobile light source, as shown and described.

(56) **References Cited**


U.S. PATENT DOCUMENTS

D331,634 S * 12/1992 Browne D26/119
D623,786 S * 9/2010 Wessel D26/49
D629,537 S * 12/2010 Hsu D26/3
D631,567 S * 1/2011 Lodhie D26/2
D662,231 S * 6/2012 Sakamoto D26/2
D663,445 S * 7/2012 Sakamoto D26/2
D663,464 S * 7/2012 Lee D26/72
D666,340 S * 8/2012 Sakamoto D26/2
D669,200 S * 10/2012 Chen D26/2
D671,241 S * 11/2012 Sakamoto D26/2

DESCRIPTION

FIG. 1 illustrates a top perspective view of a handheld mobile light source showing my new design;
FIG. 2 illustrates a bottom perspective view thereof;
FIG. 3 illustrates another bottom perspective view thereof;
FIG. 4 illustrates a side view thereof;
FIG. 5 illustrates another side view thereof;
FIG. 6 illustrates a top view thereof; and,
FIG. 7 illustrates a bottom view thereof.

1 Claim, 7 Drawing Sheets






FIG. 1




FIG. 2




FIG. 3




FIG. 4




FIG. 5

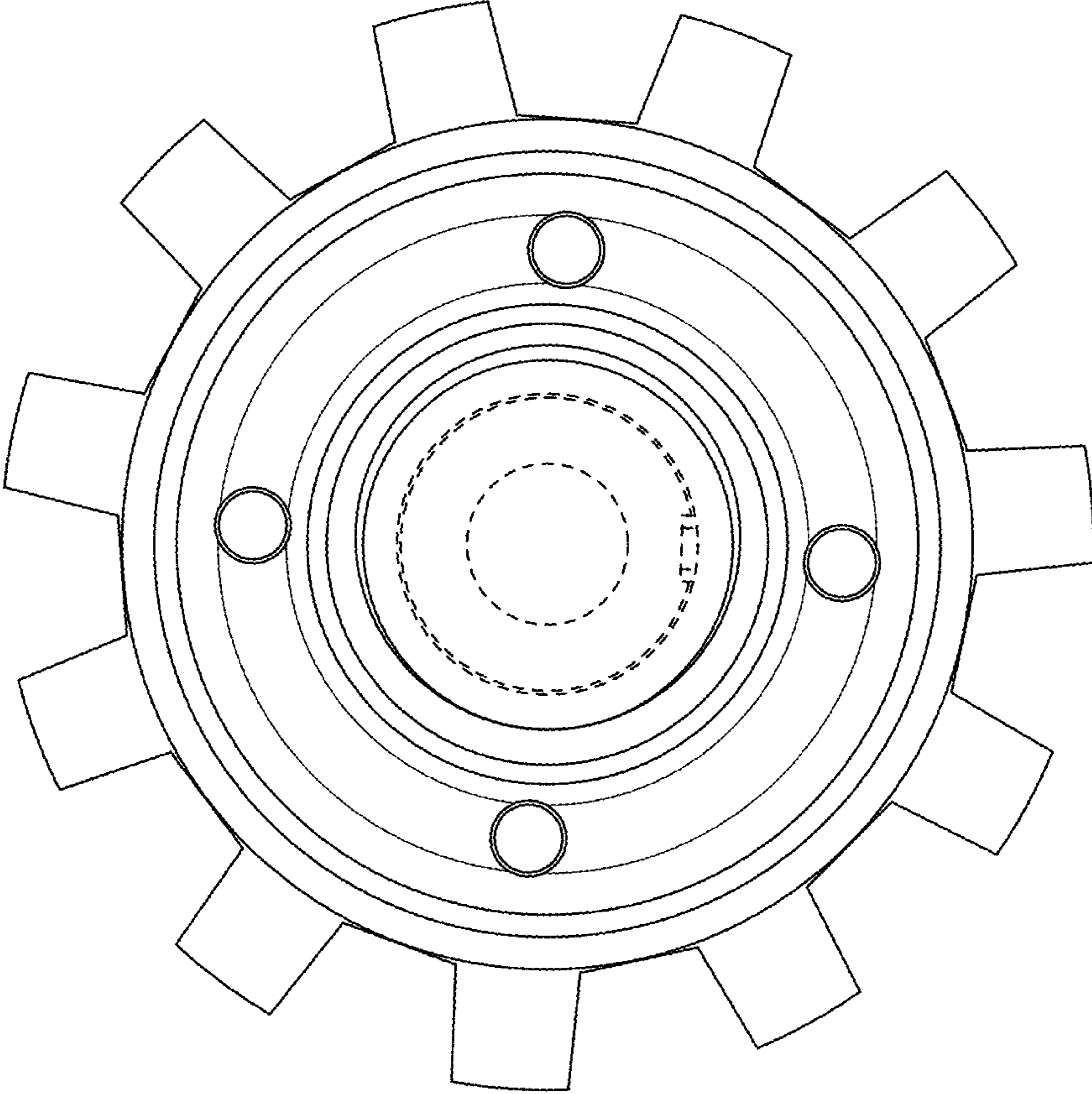


FIG. 6

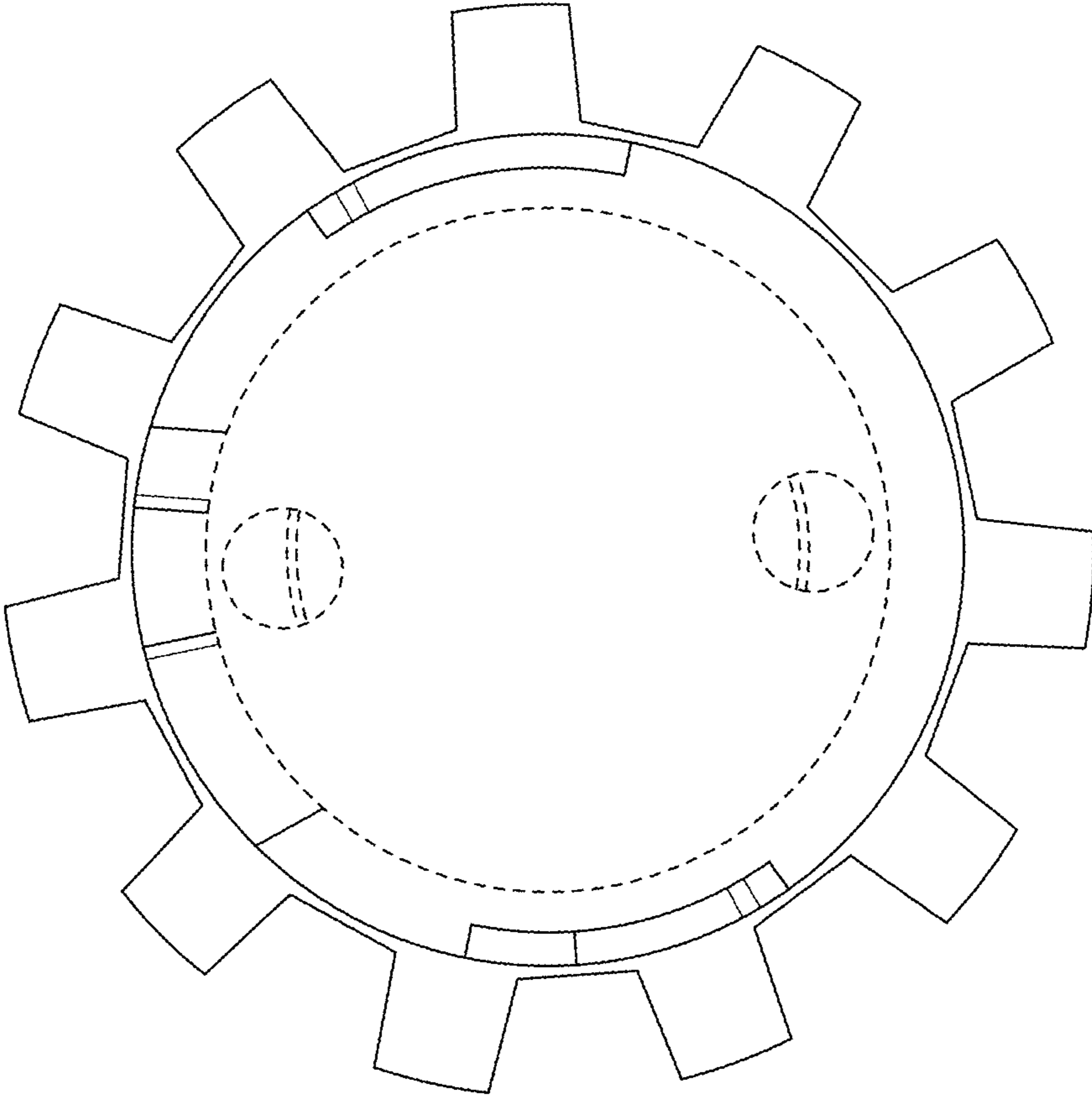


FIG. 7