

US00D836224S

(12) **United States Design Patent**
Wu

(10) **Patent No.:** **US D836,224 S**

(45) **Date of Patent:** **** Dec. 18, 2018**

(54) **VEHICLE LIGHT**

(71) Applicant: **COPLUS INC.**, Tainan (TW)

(72) Inventor: **Po-Hua Wu**, Tainan (TW)

(73) Assignee: **Coplus Inc.**, Tainan (TW)

(**) Term: **15 Years**

(21) Appl. No.: **29/596,619**

(22) Filed: **Mar. 9, 2017**

(30) **Foreign Application Priority Data**

Nov. 2, 2016 (TW) 105304367D01

(51) **LOC (11) Cl.** **26-07**

(52) **U.S. Cl.**
USPC **D26/28**

(58) **Field of Classification Search**
USPC D26/28-36; 362/459-468, 475-478,
362/485-487

CPC F21S 48/00; F21S 48/10; F21S 48/115;
F21S 48/225; F21S 48/1233; F21S
48/1266; F21S 48/1388; F21S 48/2268;
F21V 21/04

See application file for complete search history.

(56) **References Cited**

U.S. PATENT DOCUMENTS

D593,231 S * 5/2009 Koman D26/28
D751,737 S * 3/2016 Lai D26/28

D765,282 S * 8/2016 Lai D26/28
D772,453 S * 11/2016 Wheel D26/28
D787,722 S * 5/2017 Lai D26/28
D795,475 S * 8/2017 Yang D26/28
D797,332 S * 9/2017 Lin D26/28
D809,682 S * 2/2018 Lin D26/28

* cited by examiner

Primary Examiner — Angela J Lee

(74) *Attorney, Agent, or Firm* — Lewis Roca Rothgerber
Christie LLP

(57) **CLAIM**

The ornamental design for a vehicle light, as shown and described.

DESCRIPTION

FIG. 1 is a perspective view of the vehicle light;
FIG. 2 is a front view thereof;
FIG. 3 is a rear view thereof;
FIG. 4 is a left side view thereof;
FIG. 5 is a right side view thereof;
FIG. 6 is a top view thereof; and,
FIG. 7 is a bottom view thereof.

The broken lines in the drawings are for illustrative purpose only and form no part of the claimed design.

1 Claim, 7 Drawing Sheets






FIG. 1

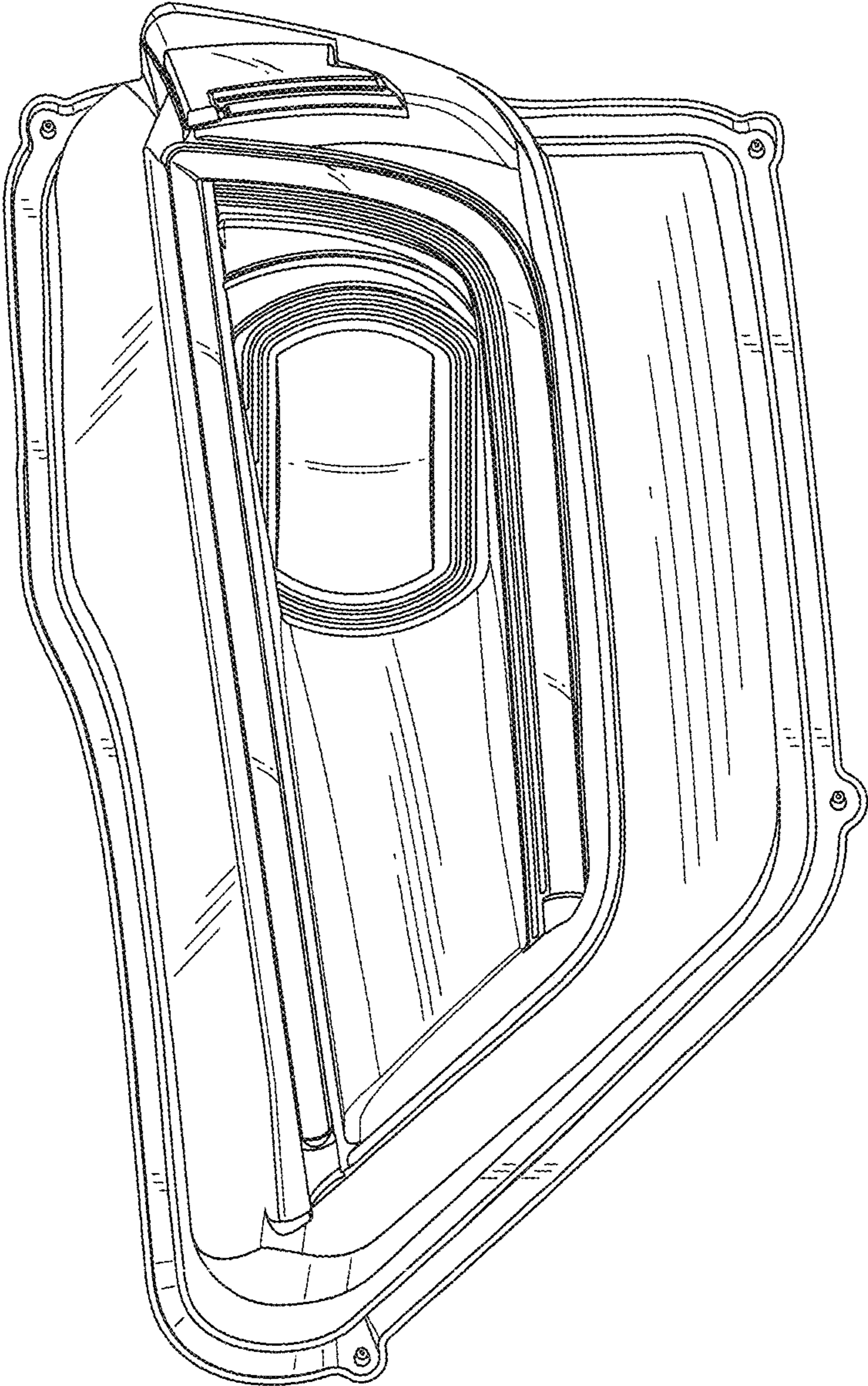


FIG. 2

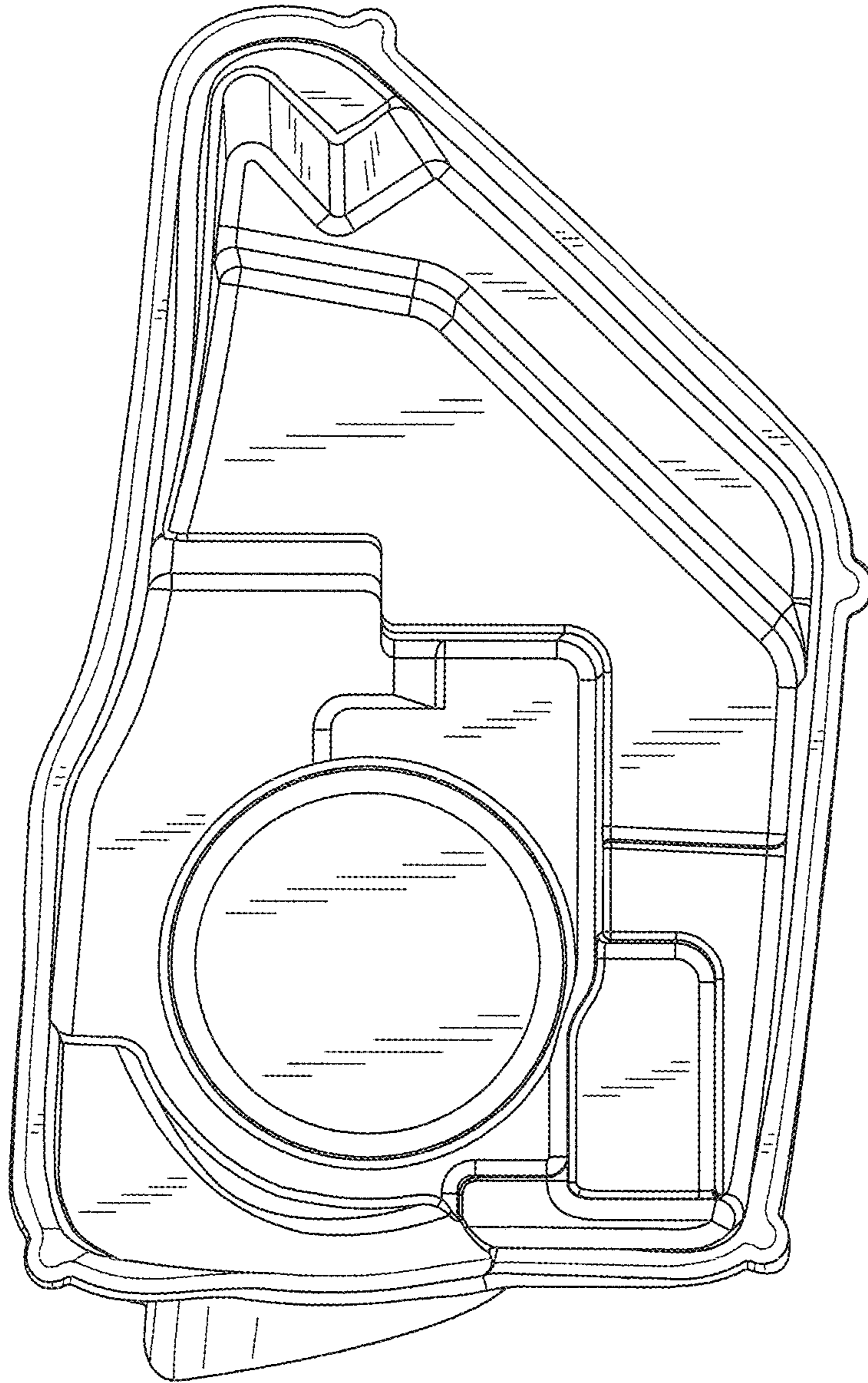


FIG. 3




FIG. 4




FIG. 5

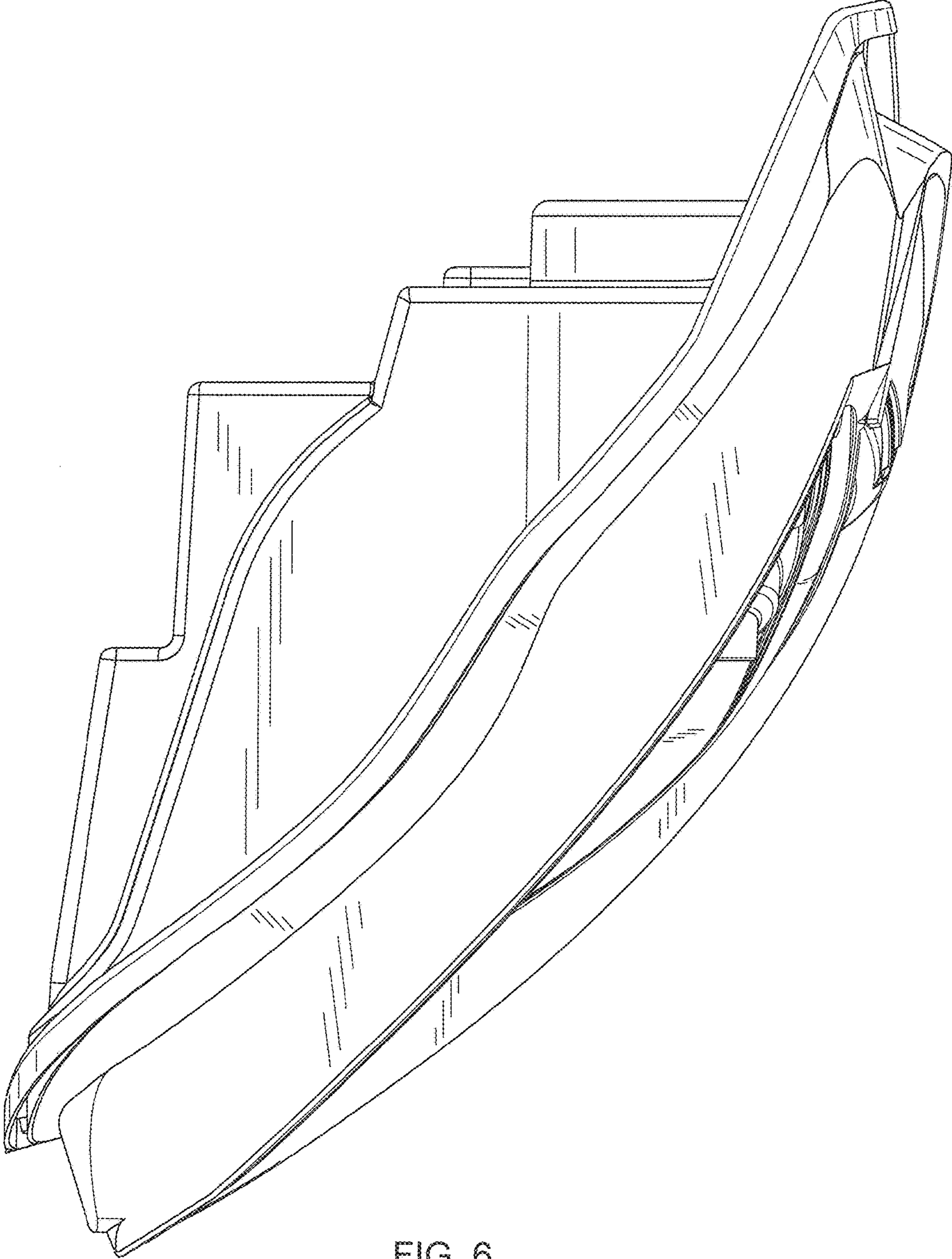


FIG. 6

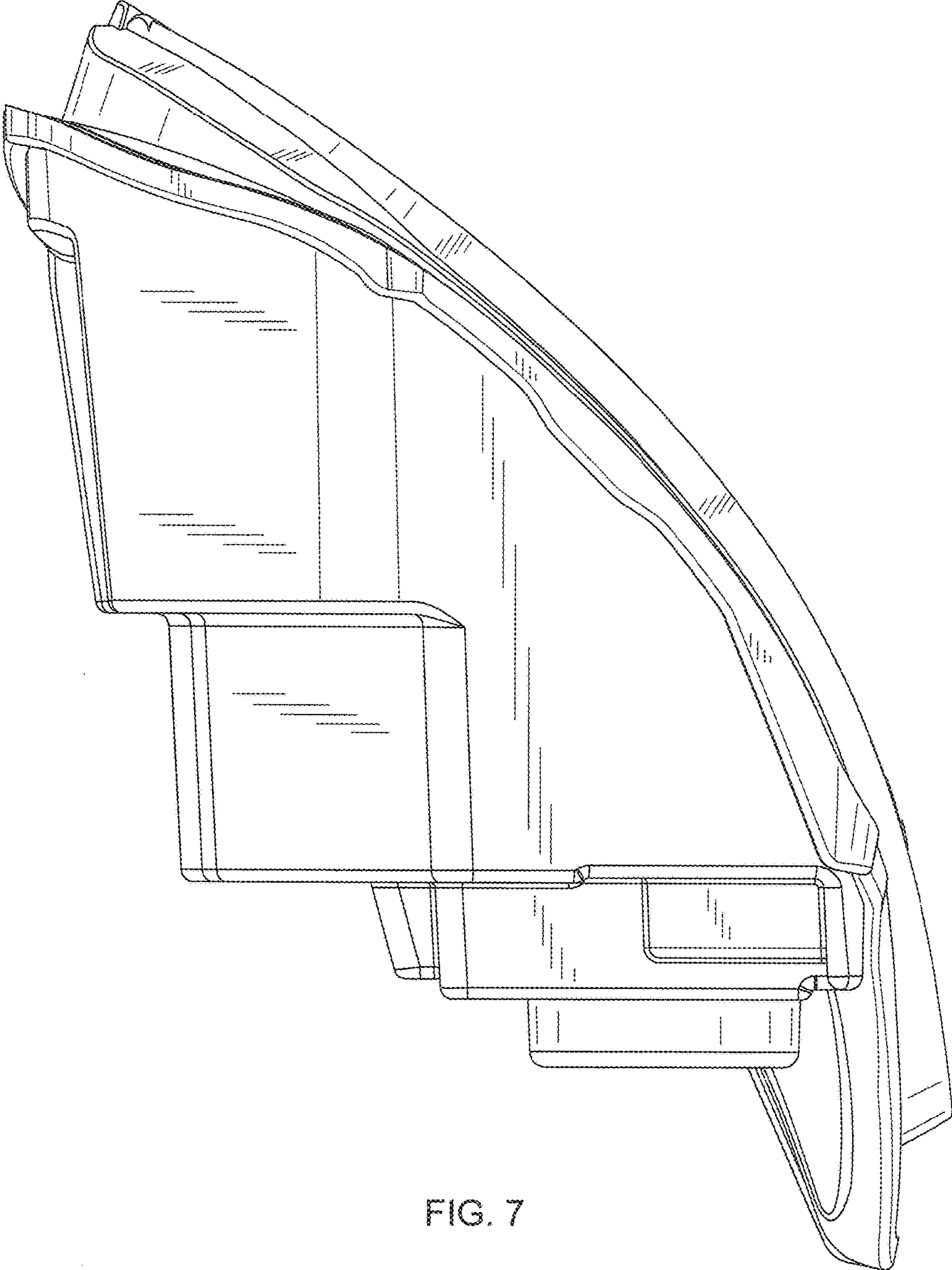


FIG. 7