

US00D836220S

(12) **United States Design Patent** (10) **Patent No.:** **US D836,220 S**
Armitage et al. (45) **Date of Patent:** **** Dec. 18, 2018**

(54) **BULB**

(71) Applicant: **Tala Energy Limited**, London (GB)

(72) Inventors: **Joseph Andrew Armitage**, London (GB); **James Rhodri Pleass**, London (GB); **Joshua James Gould Ward**, London (GB)

(73) Assignee: **Tala Energy Limited** (GB)

(**) Term: **15 Years**

(21) Appl. No.: **29/633,326**

(22) Filed: **Jan. 12, 2018**

Related U.S. Application Data

(63) Continuation of application No. 29/625,012, filed on Nov. 6, 2017.

(30) **Foreign Application Priority Data**

May 4, 2017	(EM)	003932938-0001
May 4, 2017	(EM)	003932938-0002
May 4, 2017	(EM)	003932938-0003
May 4, 2017	(EM)	003932938-0004
May 4, 2017	(EM)	003932938-0005
May 4, 2017	(EM)	003932938-0006
May 4, 2017	(EM)	003932938-0007
May 4, 2017	(EM)	003932938-0008
May 4, 2017	(EM)	003932938-0009
May 4, 2017	(EM)	003932938-0010
May 4, 2017	(EM)	003932938-0011

(51) **LOC (11) Cl.** **26-04**

(52) **U.S. Cl.**
USPC **D26/2**

(58) **Field of Classification Search**

USPC D26/1-4; 313/313, 315, 316, 317, 318, 313/493; 315/52, 53, 56, 57, 58
CPC H01R 5/00; H01R 13/46; H01R 13/514; H01R 31/048; H01R 31/02; H01J 5/00; H01J 5/16; H01J 15/00; H01J 5/48; H01J 5/50; H01J 19/54; F21V 5/00

See application file for complete search history.

(56) **References Cited**

U.S. PATENT DOCUMENTS

D542,943	S	*	5/2007	Wang	D26/2
D546,980	S	*	7/2007	Lo	D26/2
D549,854	S	*	8/2007	Takahashi	D26/2
D566,300	S	*	4/2008	Lo	D26/2
D593,223	S	*	5/2009	Komar	D26/2
D647,646	S	*	10/2011	Tsung	D26/2

* cited by examiner

Primary Examiner — Marcus Jackson

(74) *Attorney, Agent, or Firm* — Saidman DesignLaw Group, LLC

(57) **CLAIM**

The ornamental design for a bulb, as shown and described.

DESCRIPTION

FIG. 1 is a perspective view of a bulb showing our new design;

FIG. 2 is a side view thereof;

FIG. 3 is a top view thereof; and,

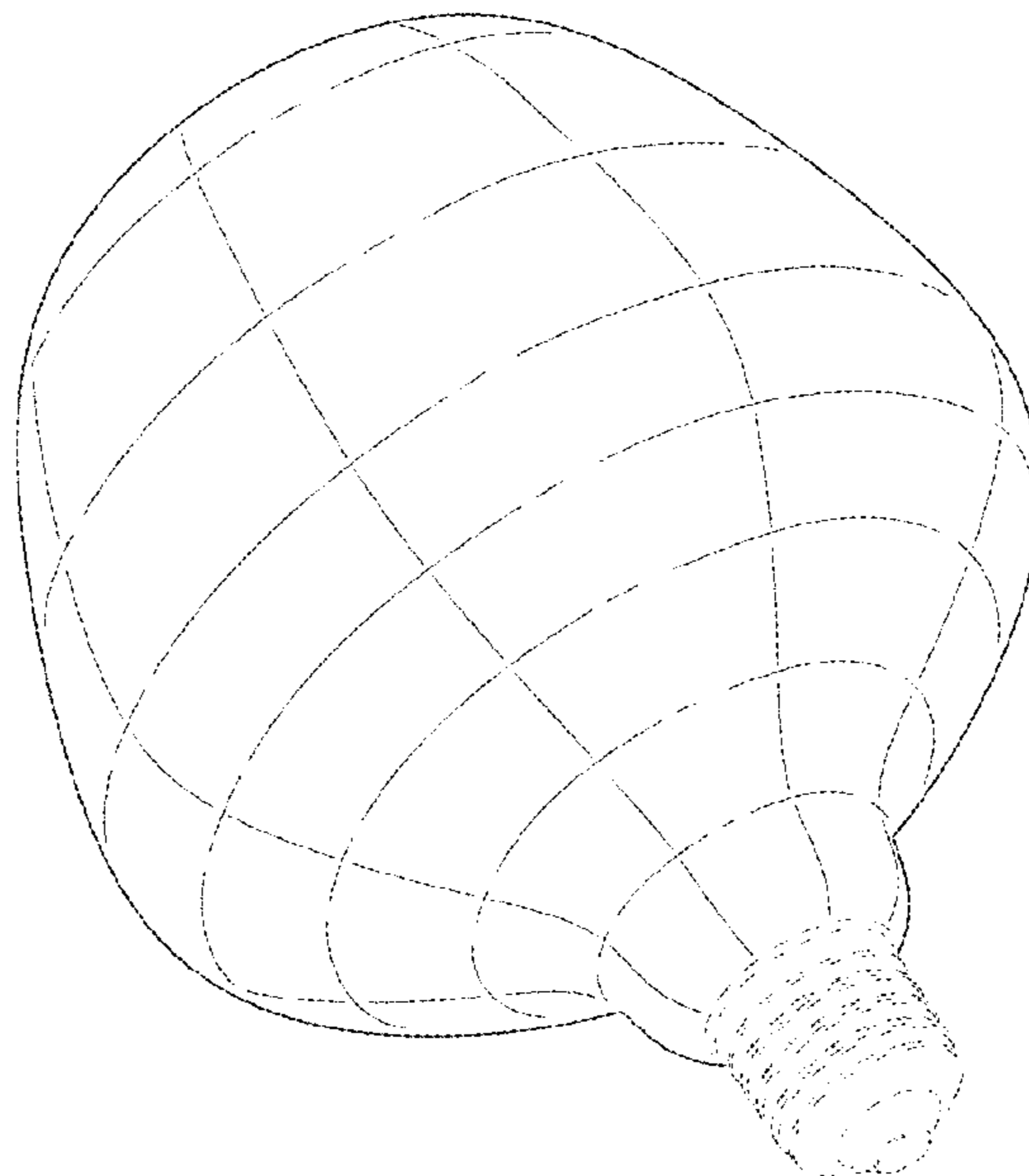
FIG. 4 is a bottom view thereof.

The broken lines illustrate structure or features which form no part of the claimed design.

The drawings include surface shading which represents only contour.

The claimed design is preferably translucent.

1 Claim, 2 Drawing Sheets



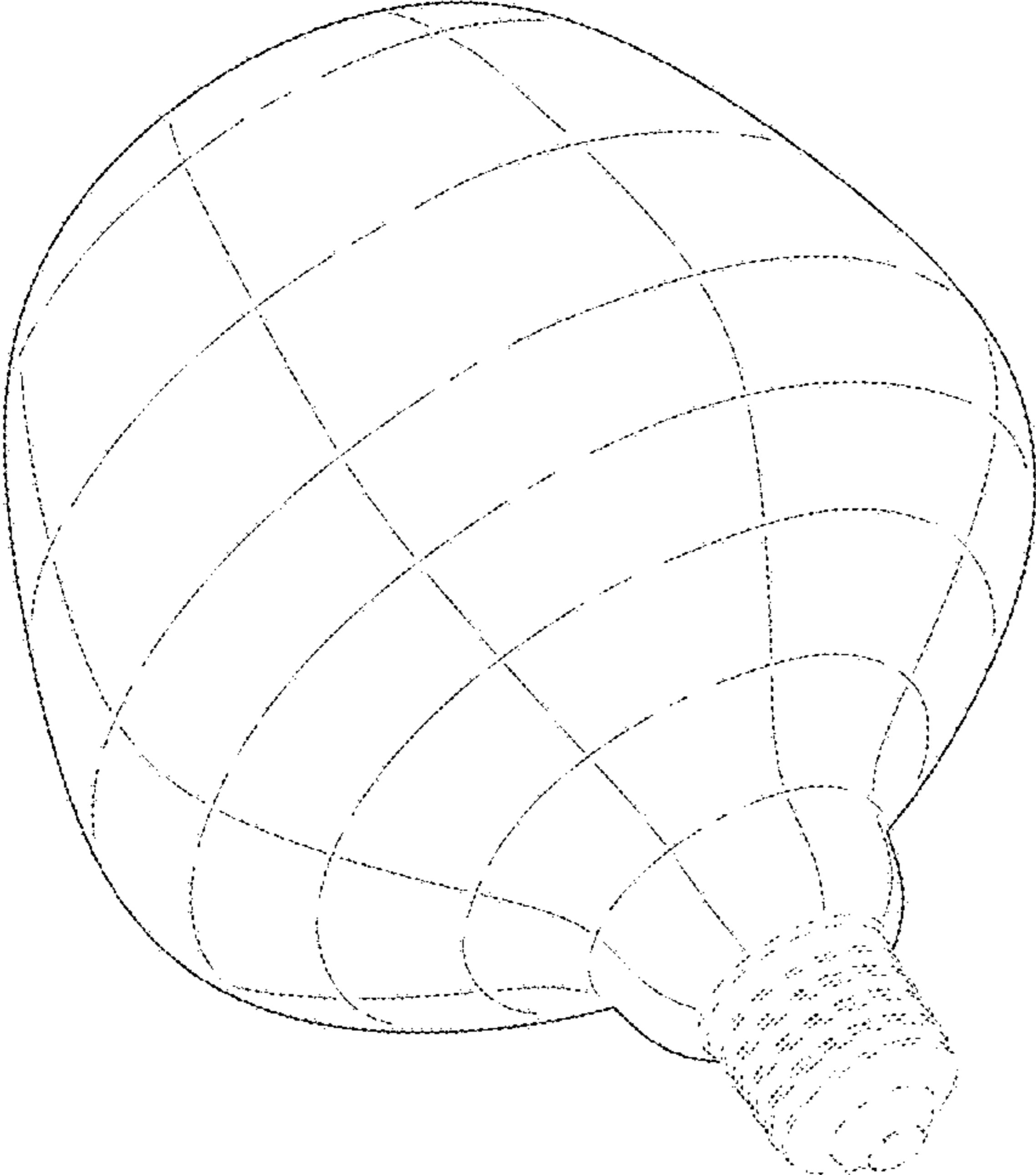


FIG. 1

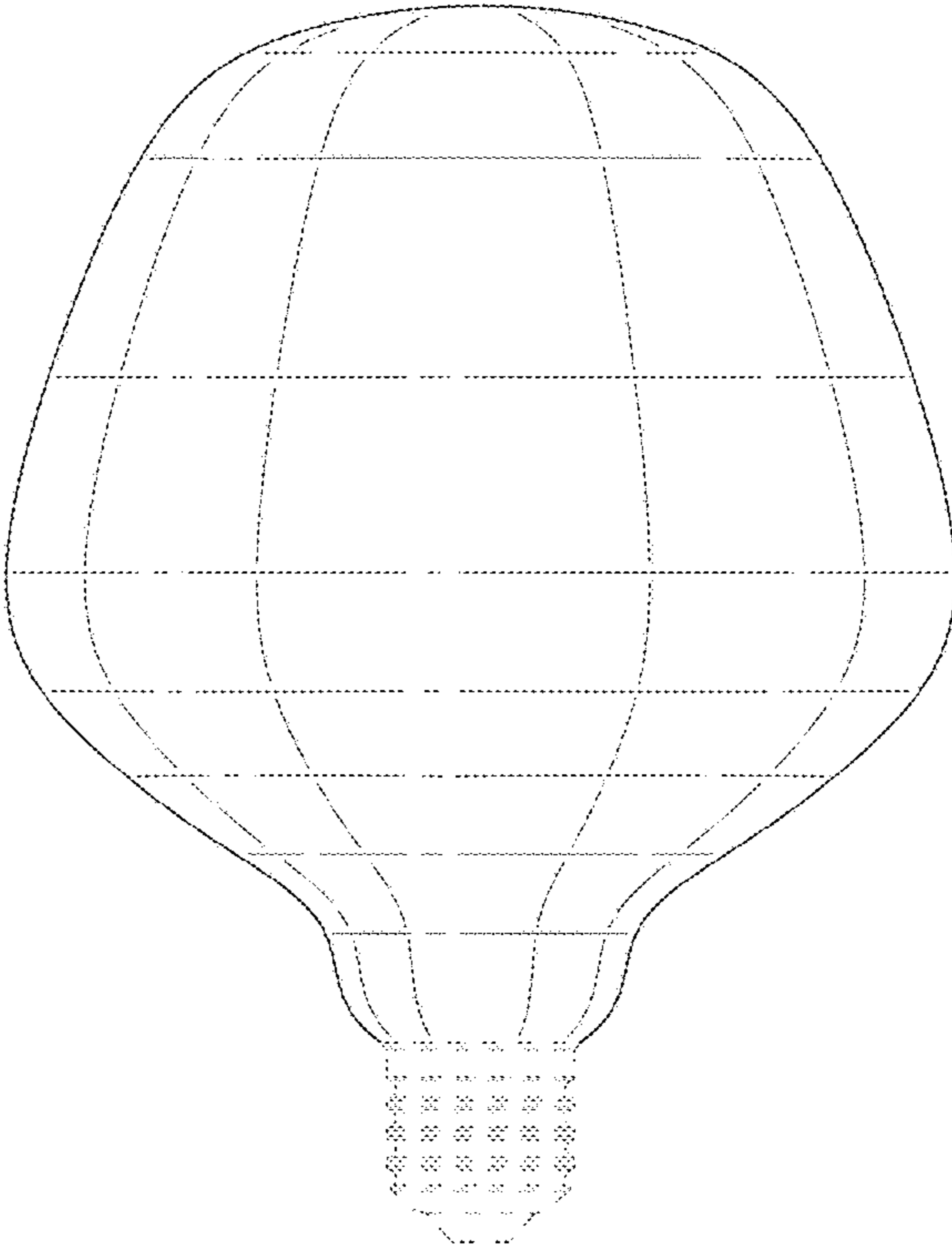


FIG. 2

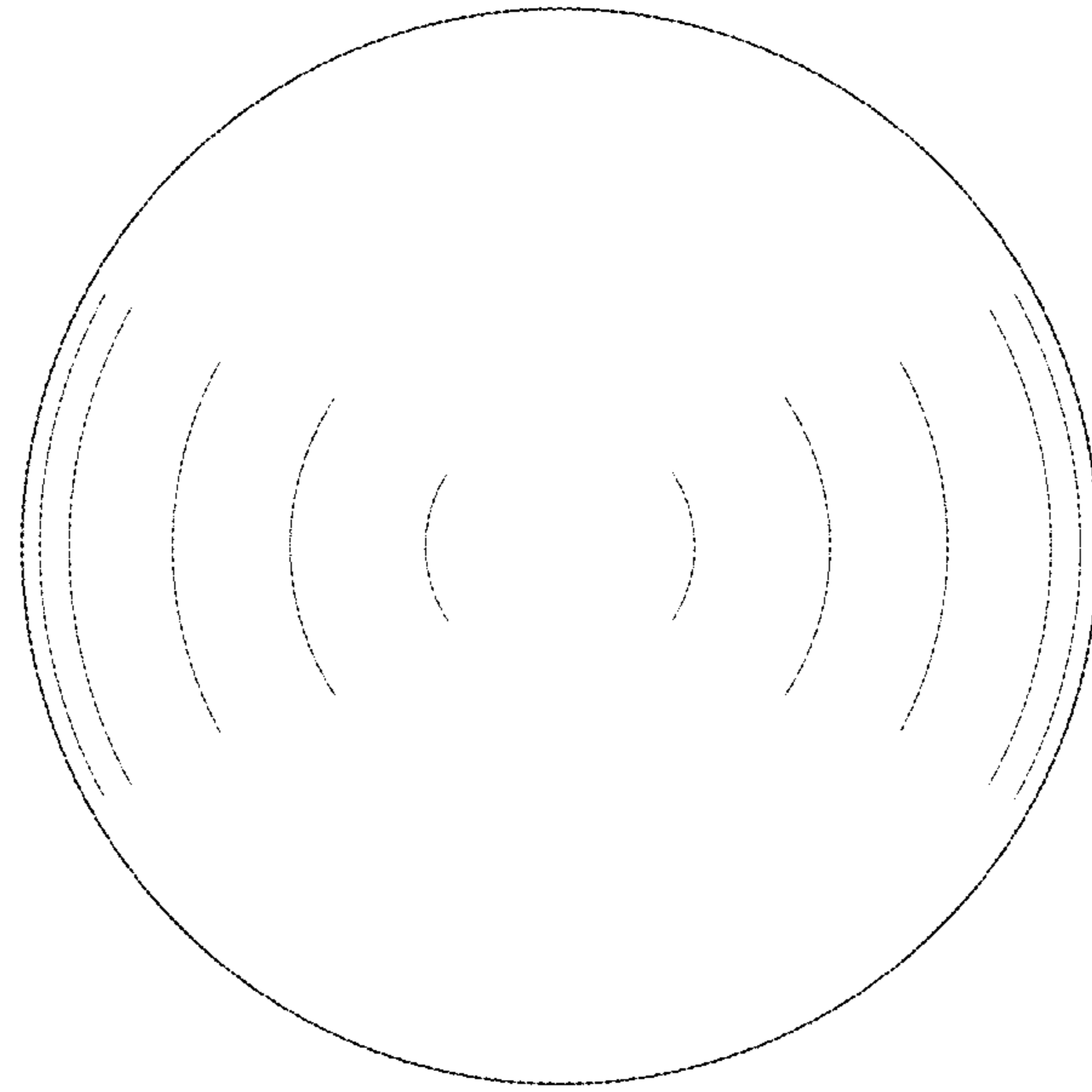


FIG. 3

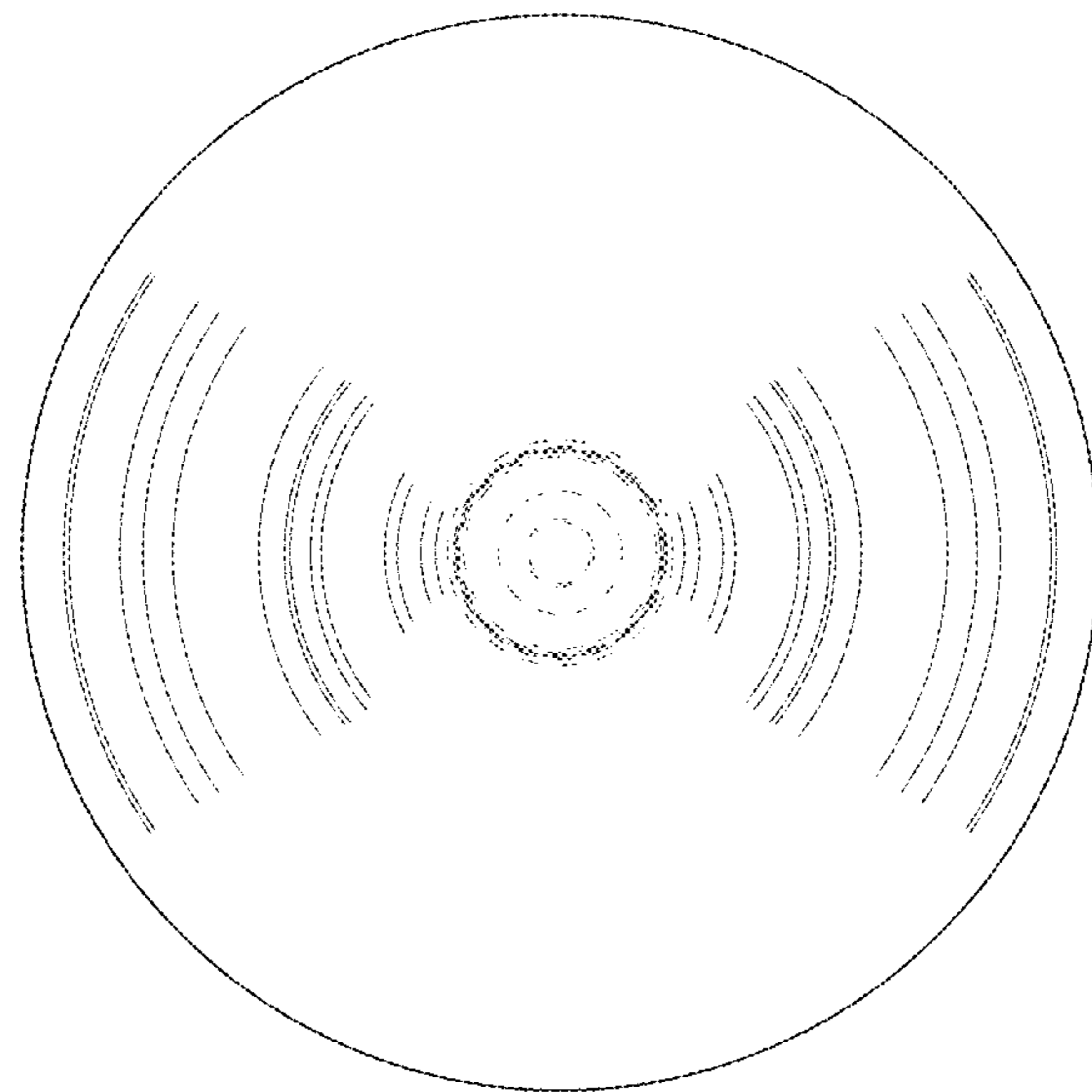


FIG. 4