



US00D836171S

(12) **United States Design Patent**
Li et al.

(10) **Patent No.:** **US D836,171 S**
(45) **Date of Patent:** **** Dec. 18, 2018**

(54) **TOY FINGER SQUIRREL**
(71) Applicants: **Yuqiu Li**, Puning (CN); **Aicheng Yin**, Changning (CN)
(72) Inventors: **Yuqiu Li**, Puning (CN); **Aicheng Yin**, Changning (CN)
(**) Term: **15 Years**
(21) Appl. No.: **29/629,008**
(22) Filed: **Dec. 11, 2017**
(30) **Foreign Application Priority Data**

D171,845 S * 3/1954 Dexter D21/656
D174,850 S * 5/1955 Campbell D21/656
D252,920 S * 9/1979 Swart D11/158
D255,811 S * 7/1980 Holstine D21/656
D277,197 S * 1/1985 Paczko D21/656
D330,576 S * 10/1992 Billings D21/656
D430,767 S * 9/2000 Rosenstadt D21/656
D485,588 S * 1/2004 Johnson D21/656
D652,089 S * 1/2012 York D21/576

* cited by examiner

Primary Examiner — Sandra L Morris
(74) *Attorney, Agent, or Firm* — Novoclaims Patent Services LLC; Mei Lin Wong

Sep. 28, 2017 (CN) 2017 3 0465186
(51) **LOC (11) Cl.** **21-01**
(52) **U.S. Cl.**
USPC **D21/656**
(58) **Field of Classification Search**
USPC D6/598; D11/158, 162; D21/576–596,
D21/604–605, 656; 446/368–369, 376,
446/428, 487; 180/8.6; D30/160;
D14/167, 203.2
CPC ... A63H 3/00; A63H 3/02; A63H 3/04; A63H
3/16; A63H 3/28; A63H 33/00; A63H
7/06; A63H 11/00; A63H 11/10; A63H
11/20; A63H 13/00; A63H 33/04; A63H
33/08; A63H 33/042
See application file for complete search history.

(57) **CLAIM**


The ornamental design for a toy finger squirrel, as shown and described.

DESCRIPTION

FIG. 1 is a perspective view of a toy finger squirrel, showing my new design.
FIG. 2 is a rear perspective view thereof.
FIG. 3 is a front view thereof.
FIG. 4 is a rear view thereof.
FIG. 5 is a left side end view thereof.
FIG. 6 is a right side end view thereof.
FIG. 7 is a top view thereof; and,
FIG. 8 is a bottom view thereof.

(56) **References Cited**
U.S. PATENT DOCUMENTS
D155,115 S * 9/1949 Woods D21/656
D161,865 S * 2/1951 Palmer D21/656

1 Claim, 8 Drawing Sheets






FIG.1

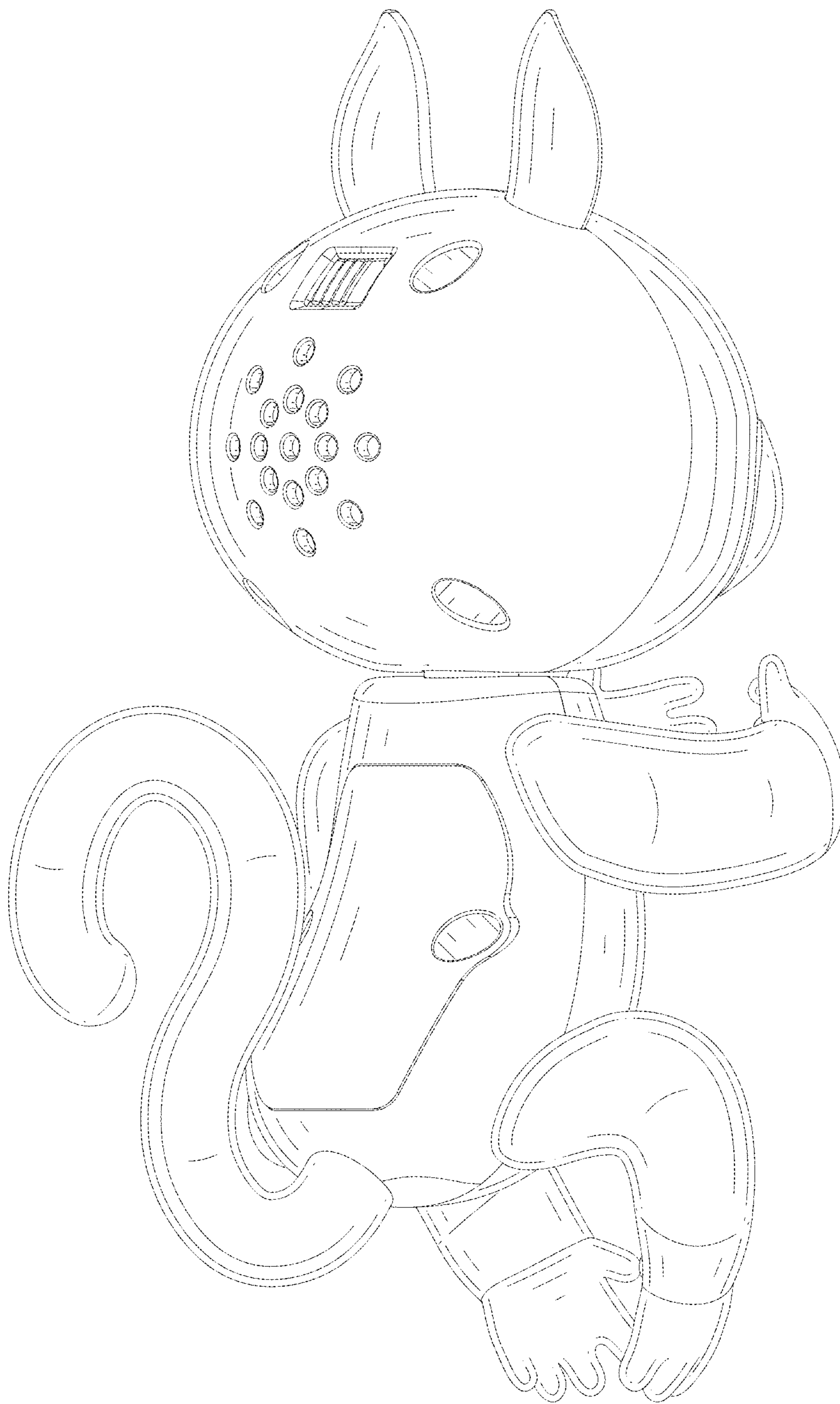


FIG.2




FIG.3

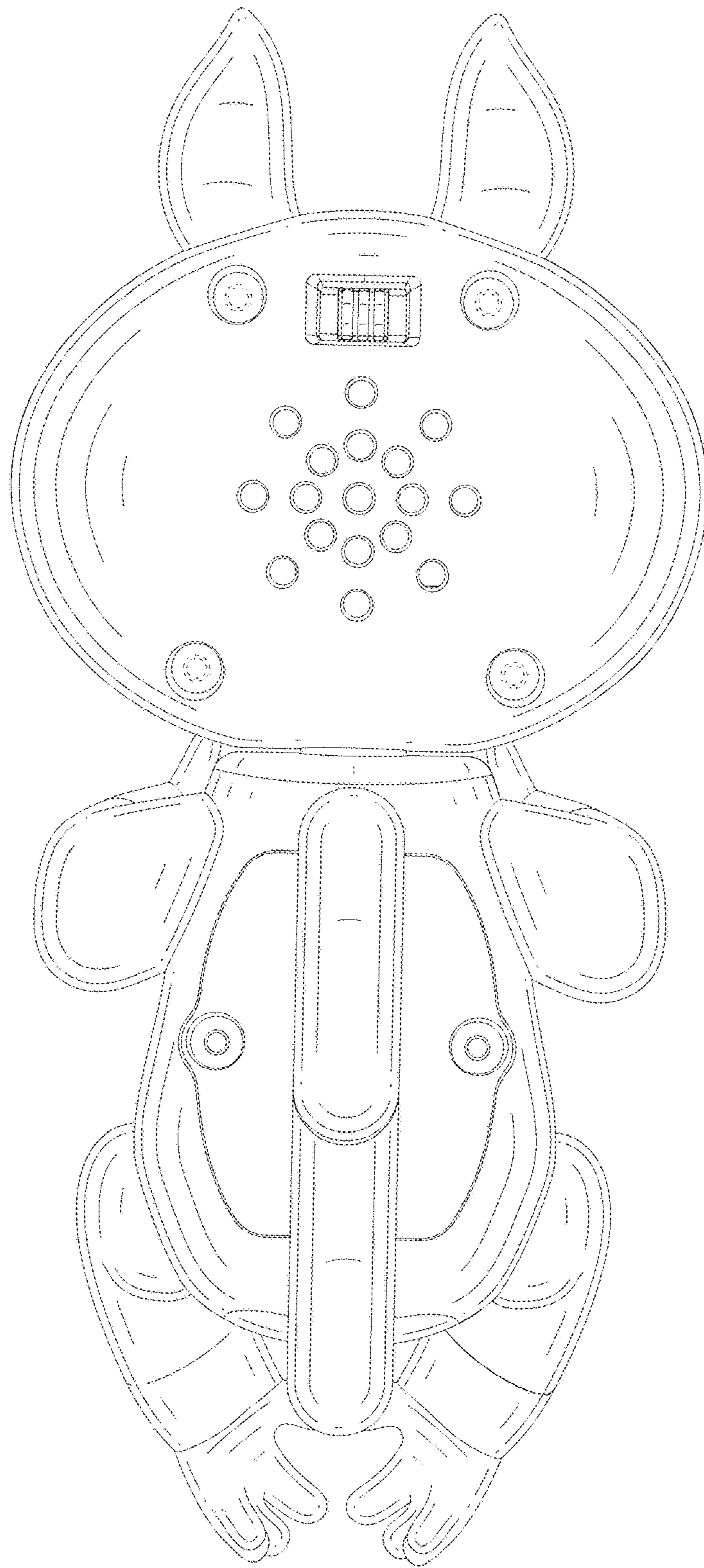


FIG.4




FIG.5




FIG.6

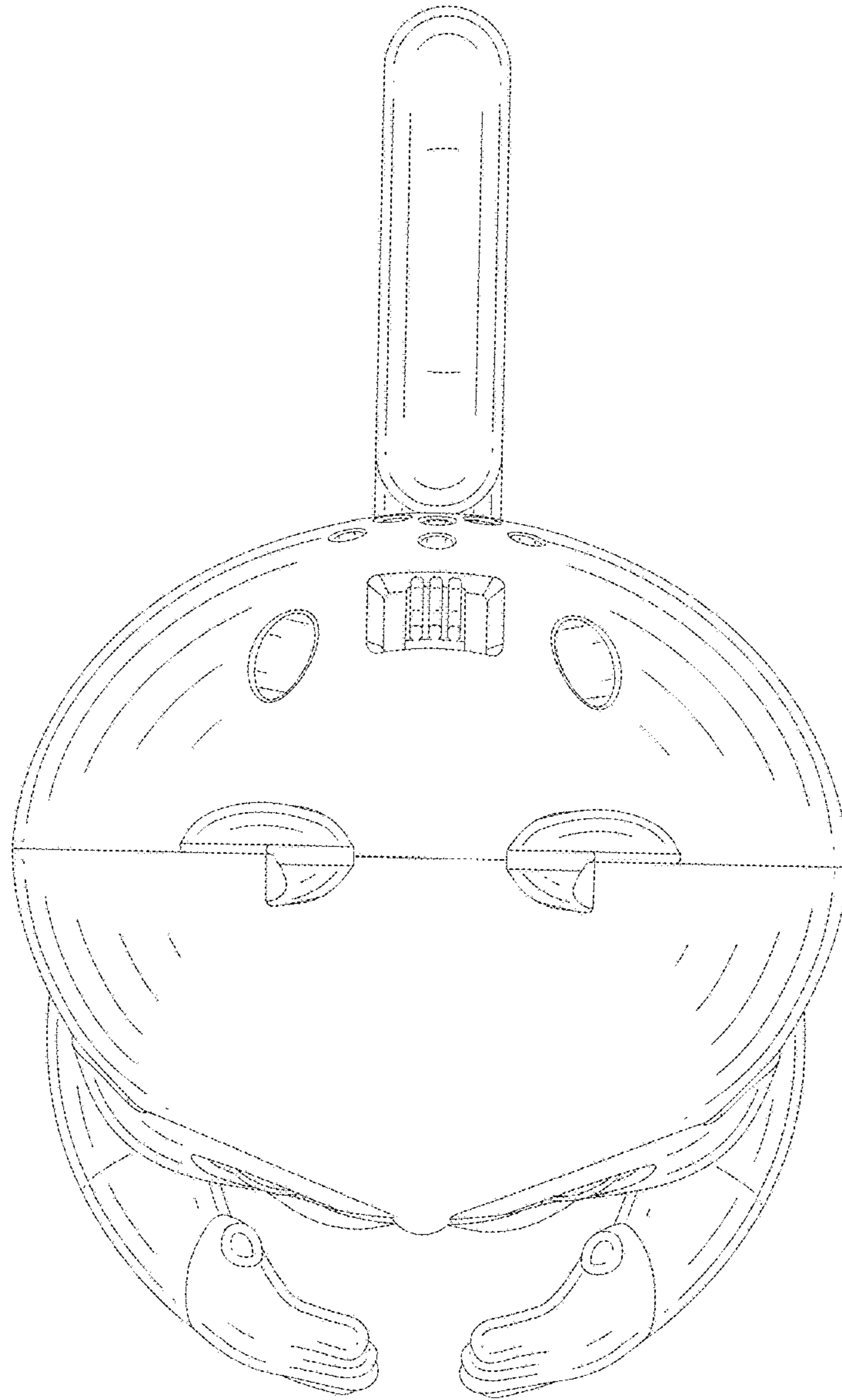


FIG.7

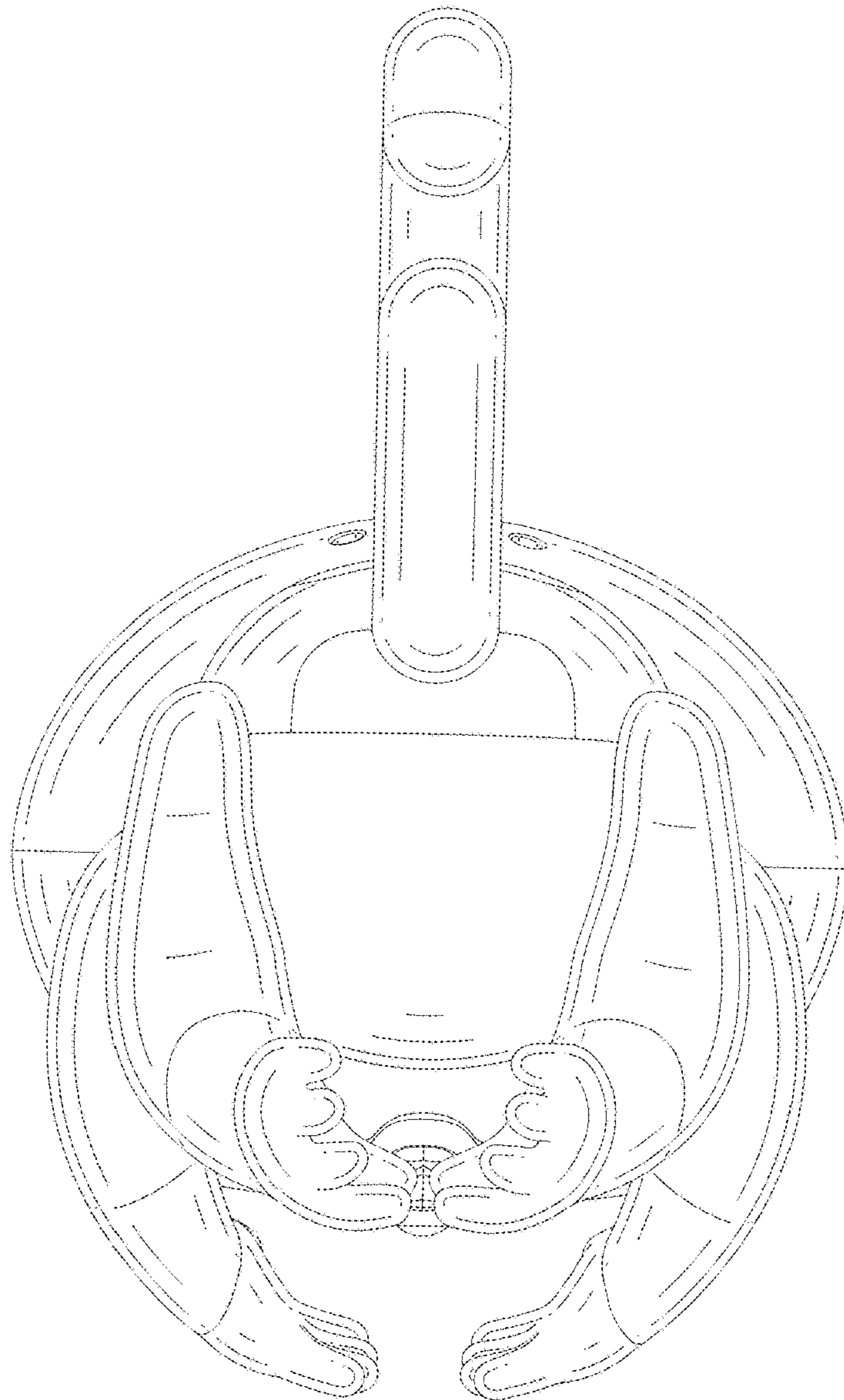


FIG.8