



US00D836167S

(12) **United States Design Patent**  
**Peng**

(10) **Patent No.:** **US D836,167 S**

(45) **Date of Patent:** **\*\* Dec. 18, 2018**

(54) **CONNECTOR PIECE FOR ASSEMBLING TOYS AND FURNITURE**

(71) Applicant: **JiZhong Peng**, Beijing (CN)

(72) Inventor: **JiZhong Peng**, Beijing (CN)

(\*\*) Term: **15 Years**

(21) Appl. No.: **29/622,032**

(22) Filed: **Oct. 13, 2017**

(30) **Foreign Application Priority Data**

Apr. 13, 2017 (CN) ..... 201730122889

Apr. 14, 2017 (CN) ..... 201730125416

(51) **LOC (11) Cl.** ..... **21-01**

(52) **U.S. Cl.**  
USPC ..... **D21/499**

(58) **Field of Classification Search**

USPC ..... D21/372, 373, 386, 389, 404, 468, 470,  
D21/471, 484–505; 446/69, 85, 102–128;  
434/208, 259, 403; 273/153, 156, 160;  
D25/113–116, 118; D8/382

CPC ..... A63H 33/04; A63H 33/06; A63H 33/08;  
A63H 33/084; A63H 33/086; A63H  
33/088; A63H 33/10; A63H 33/105;  
A63H 33/108

See application file for complete search history.

(56) **References Cited**

**U.S. PATENT DOCUMENTS**

- 319,764 A \* 6/1885 Westcott ..... A63H 33/084  
446/125
- 1,281,856 A \* 10/1918 Shaw ..... A63H 33/105  
211/189
- 1,894,605 A \* 1/1933 Wright ..... A63H 33/04  
446/122
- 1,958,508 A \* 5/1934 Audet ..... A63H 33/088  
446/184

- 3,747,261 A \* 7/1973 Salem ..... A63H 33/108  
273/155
- 4,676,762 A \* 6/1987 Ballard ..... A63H 33/105  
446/104
- 5,069,647 A \* 12/1991 Zuviria ..... A63H 33/08  
446/120
- D359,315 S \* 6/1995 Tacey ..... D21/499
- 5,617,691 A \* 4/1997 Yamamoto ..... A63H 33/08  
446/125

(Continued)

*Primary Examiner* — Cynthia M. Chin

(74) *Attorney, Agent, or Firm* — Muncy, Geissler, Olds & Lowe, P.C

(57) **CLAIM**

The ornamental design for a connector piece for assembling toys and furniture, as shown and described.

**DESCRIPTION**

FIG. 1 is a front perspective view of a connector piece for assembling toys and furniture according to the present invention.

FIG. 2 is a front view of the connector piece for assembling toys and furniture of FIG. 1.

FIG. 3 is a rear view of the connector piece for assembling toys and furniture of FIG. 1.

FIG. 4 is a left side view of the connector piece for assembling toys and furniture of FIG. 1.

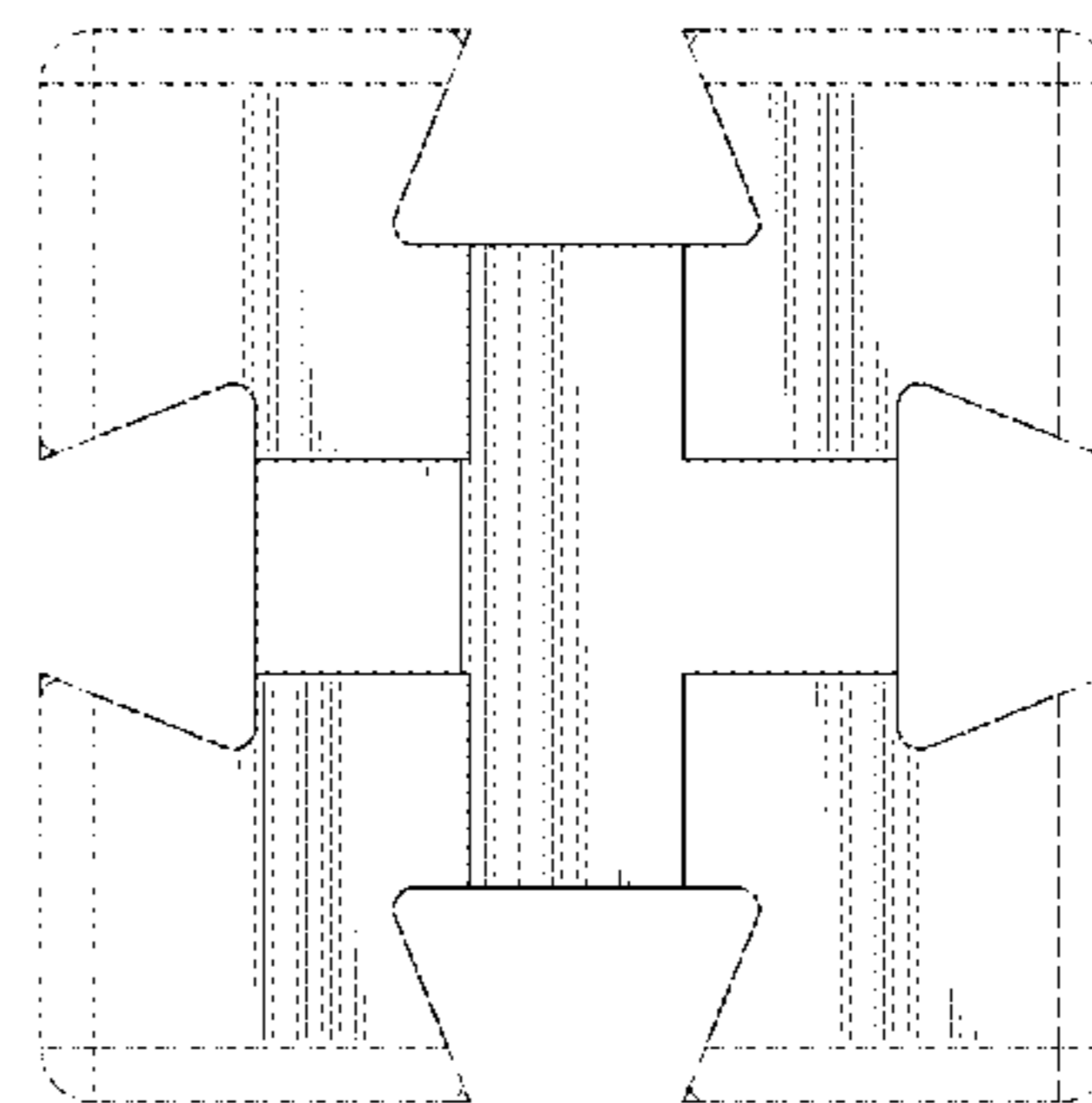
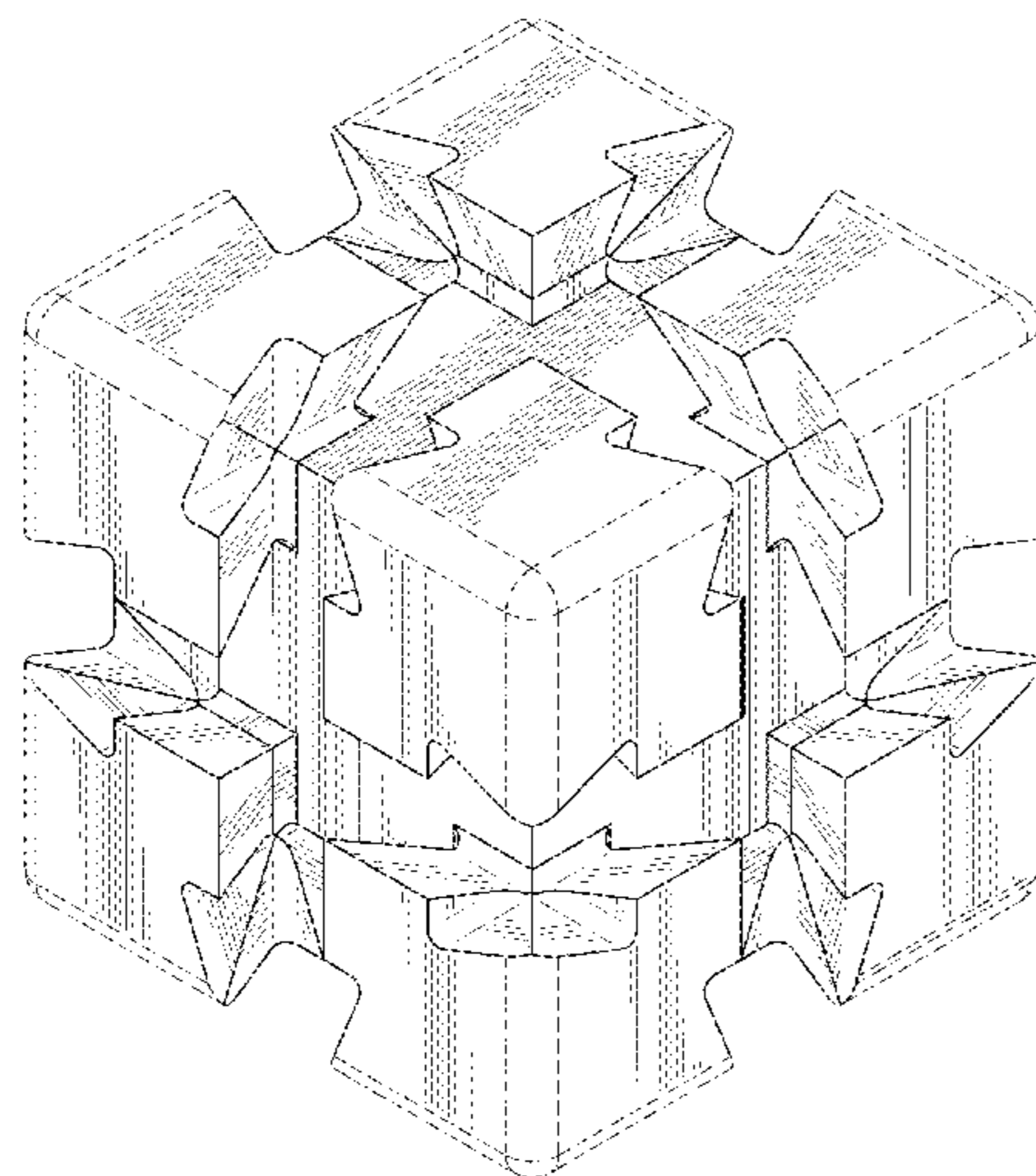
FIG. 5 is a right side view of the connector piece for assembling toys and furniture of FIG. 1.

FIG. 6 is a top view of the connector piece for assembling toys and furniture of FIG. 1; and,

FIG. 7 is a bottom view of the connector piece for assembling toys and furniture of FIG. 1.

The broken lines immediately adjacent the shaded areas represent the bounds of the claim and all other broken lines represent unclaimed portions of the article. None of the broken lines form a part of the claimed design.

**1 Claim, 7 Drawing Sheets**



(56)

**References Cited**

U.S. PATENT DOCUMENTS

5,803,782 A \* 9/1998 Selton ..... A47B 47/0016  
446/125  
D403,028 S \* 12/1998 Barton, Jr. .... D21/486  
5,909,809 A \* 6/1999 Franklin ..... B43M 99/00  
206/525  
5,928,052 A \* 7/1999 Buscher ..... A63H 33/10  
446/118  
6,345,474 B1 \* 2/2002 Triplett ..... E02D 27/01  
405/229  
6,543,969 B1 \* 4/2003 Adam ..... E02D 29/025  
405/262  
D741,414 S \* 10/2015 Lu ..... D21/499  
9,238,179 B2 \* 1/2016 Carpenter ..... A63H 33/062  
D792,607 S \* 7/2017 Penterman ..... D25/113  
D792,608 S \* 7/2017 Penterman ..... D25/113  
D794,134 S \* 8/2017 Wang ..... D21/499  
9,829,022 B2 \* 11/2017 Su ..... F16B 7/0413

\* cited by examiner




FIG.1

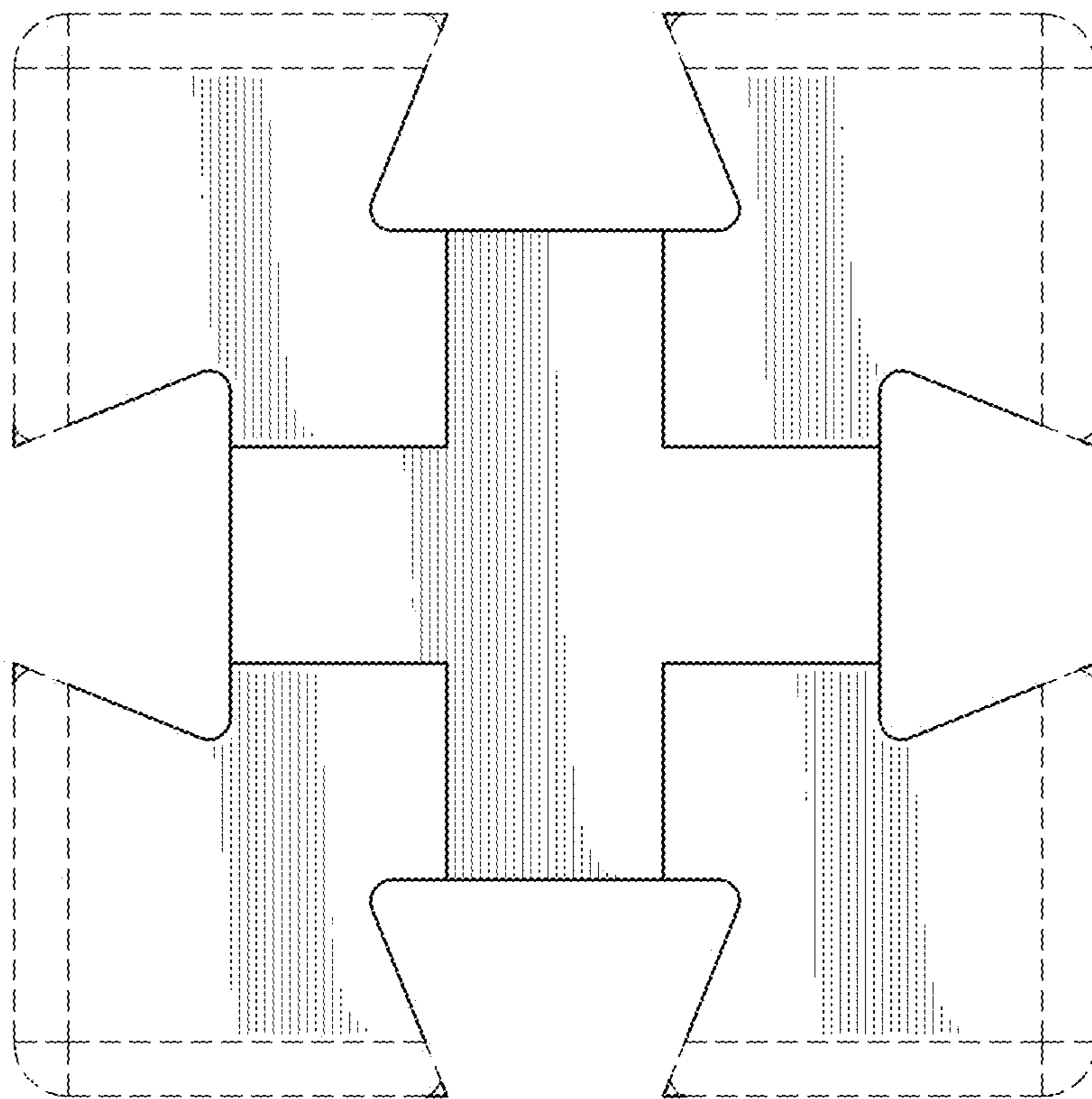


FIG. 2

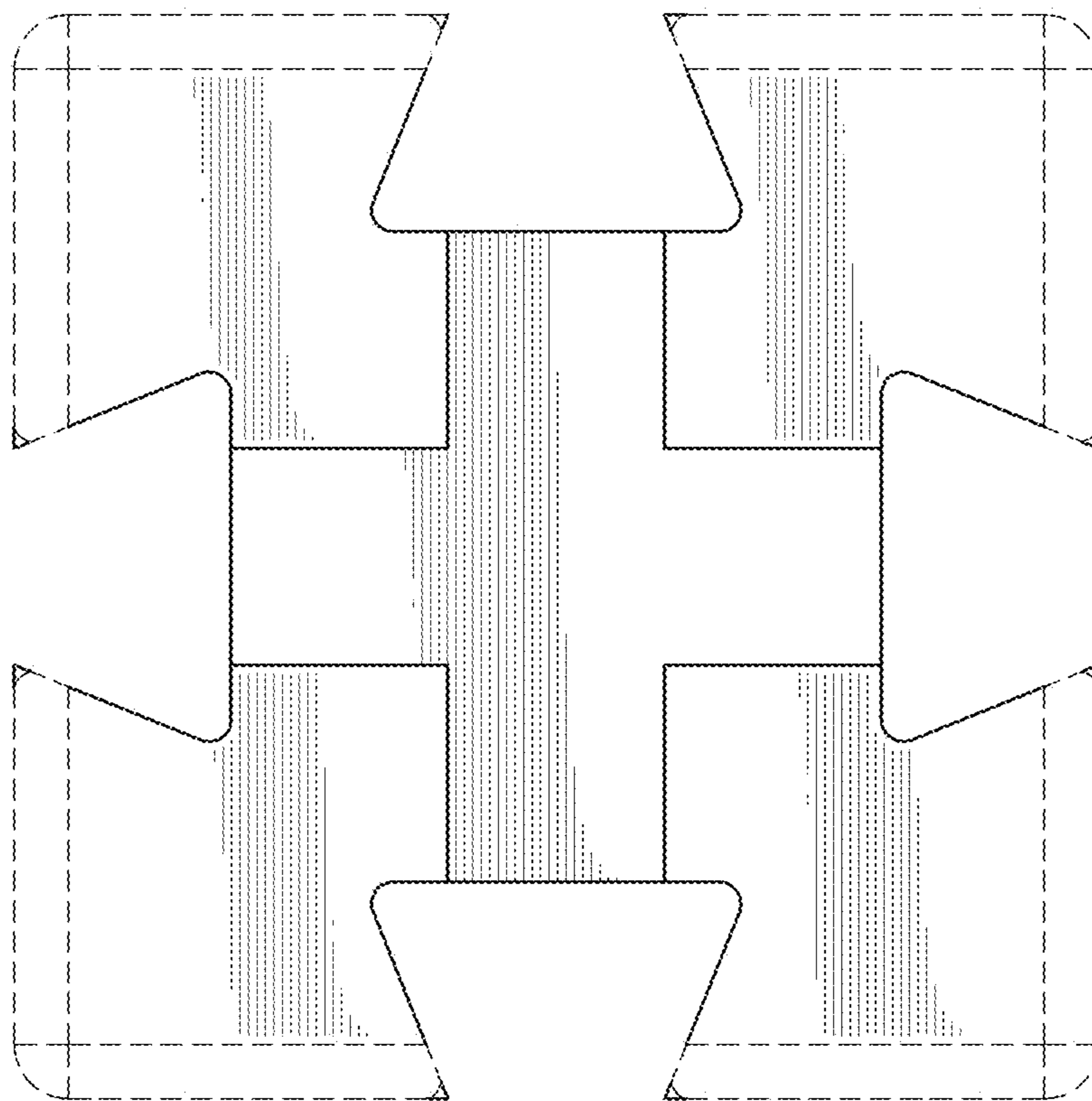


FIG.3

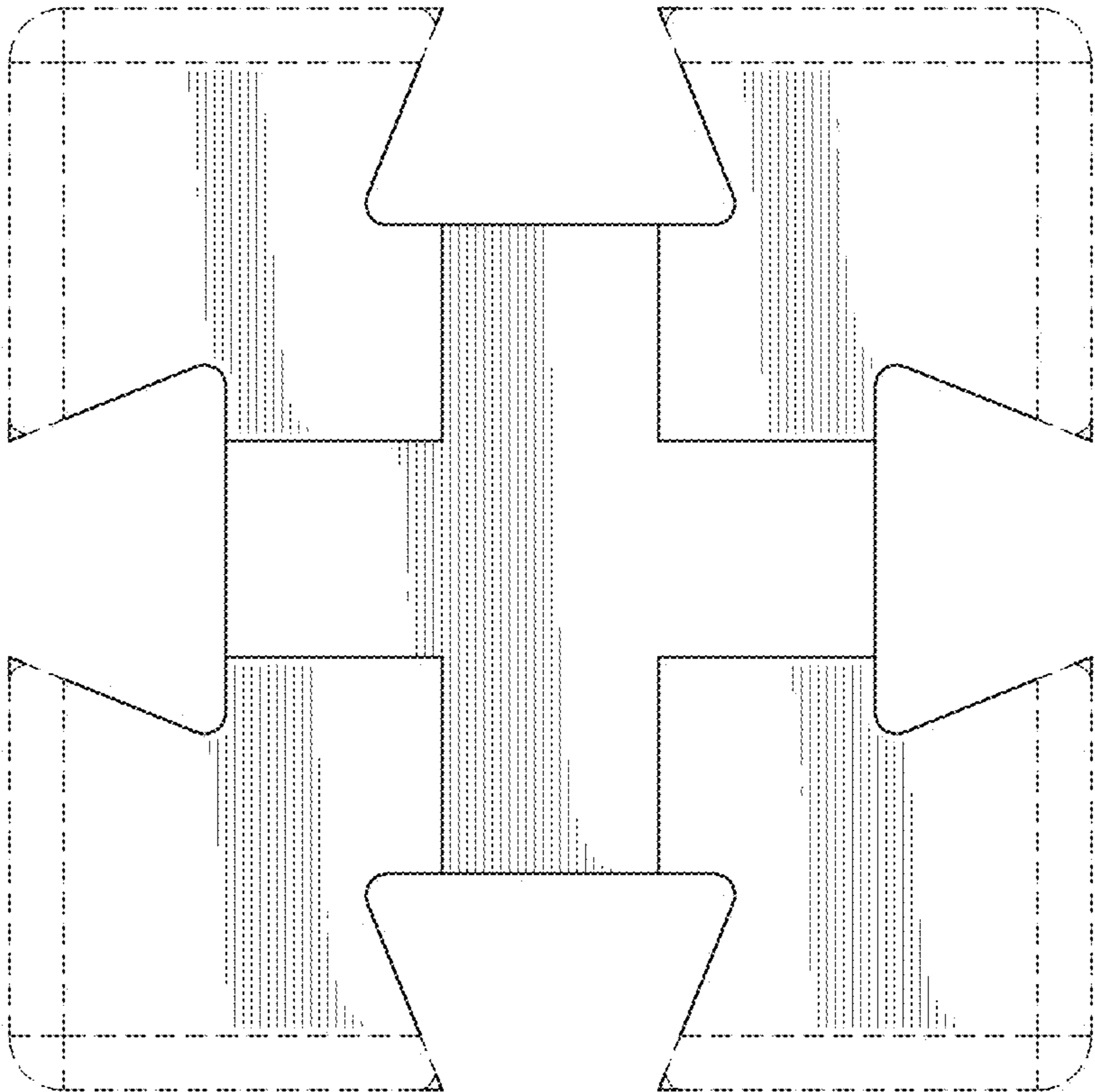


FIG.4

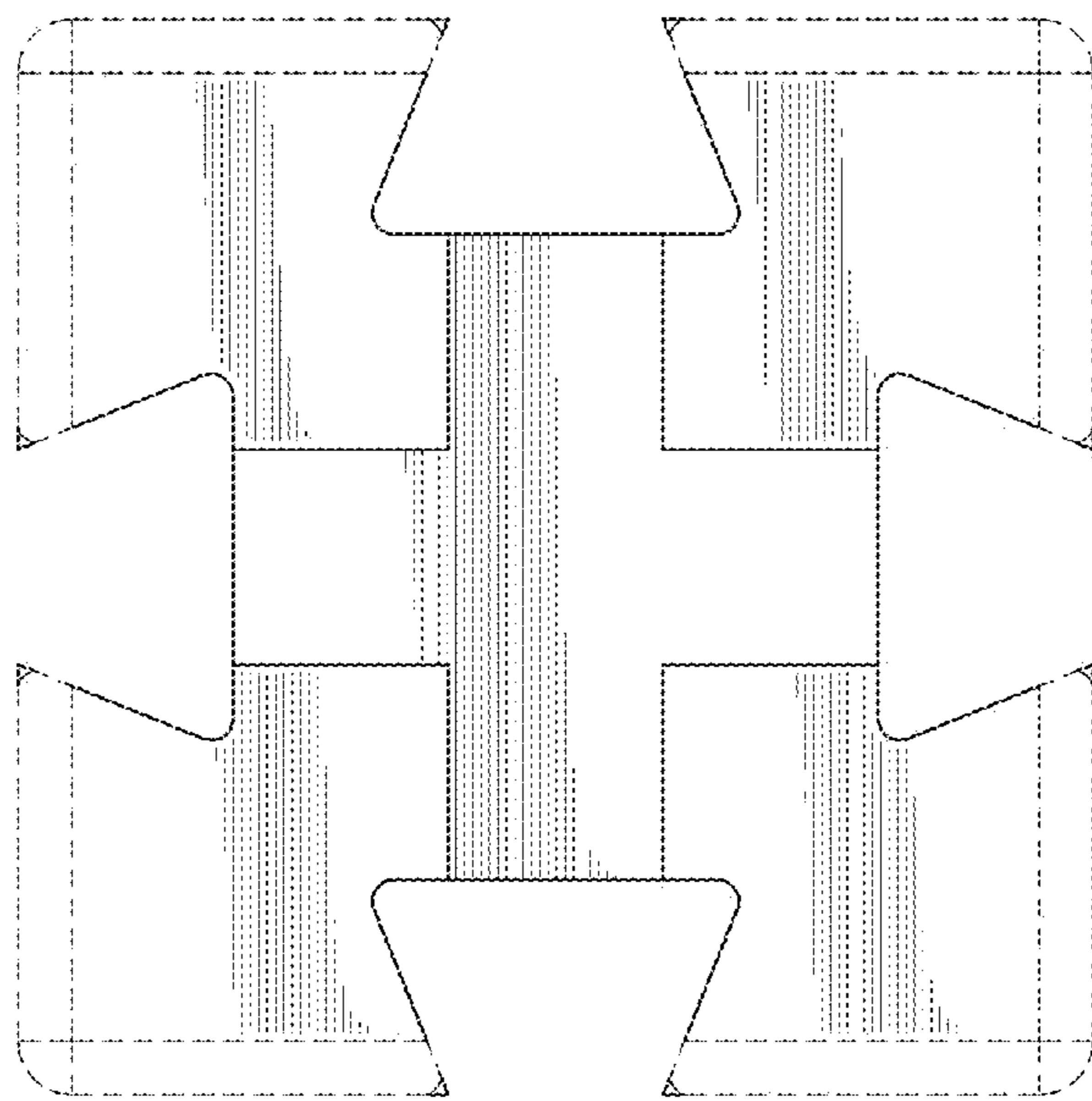


FIG.5

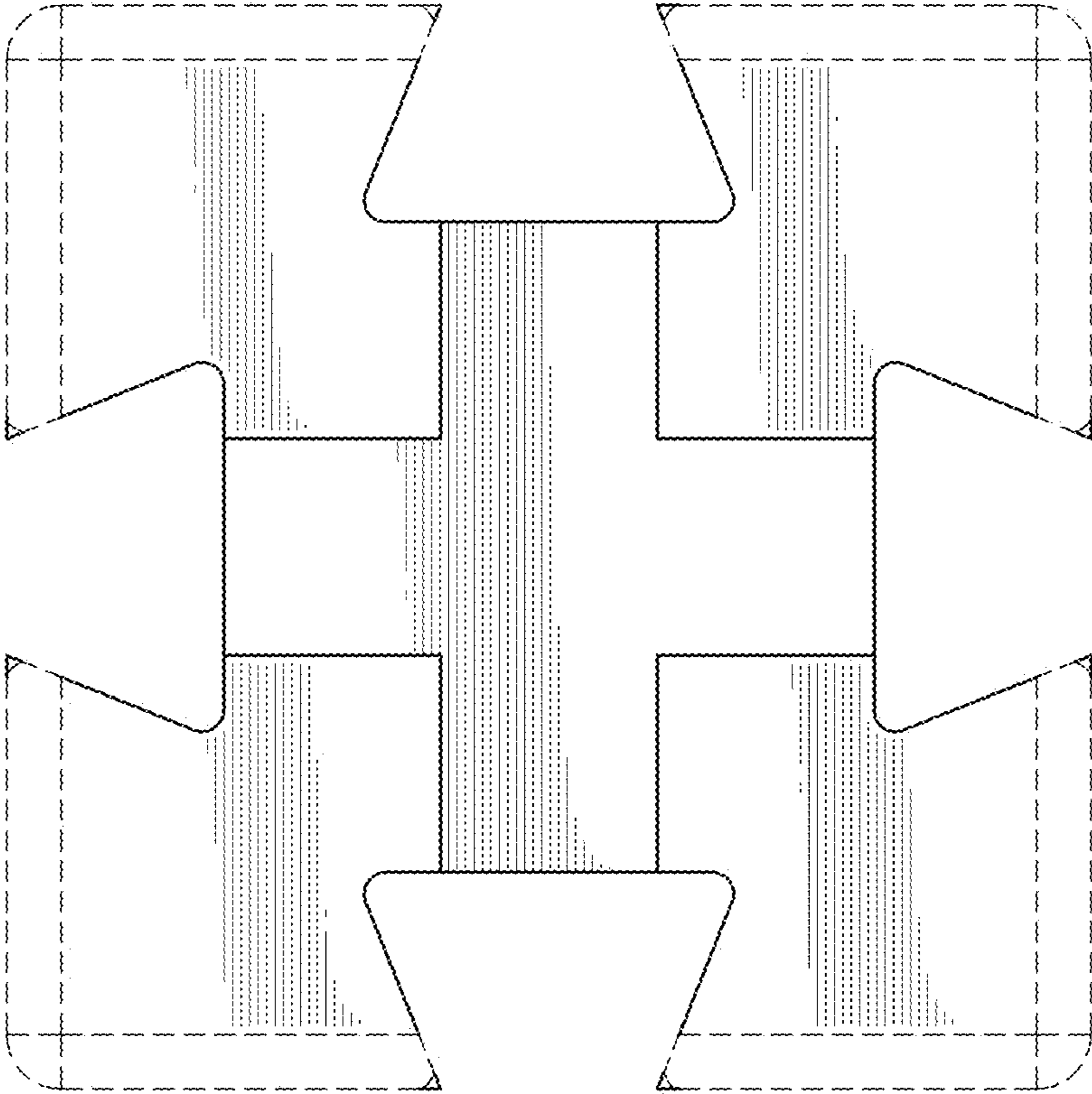


FIG.6



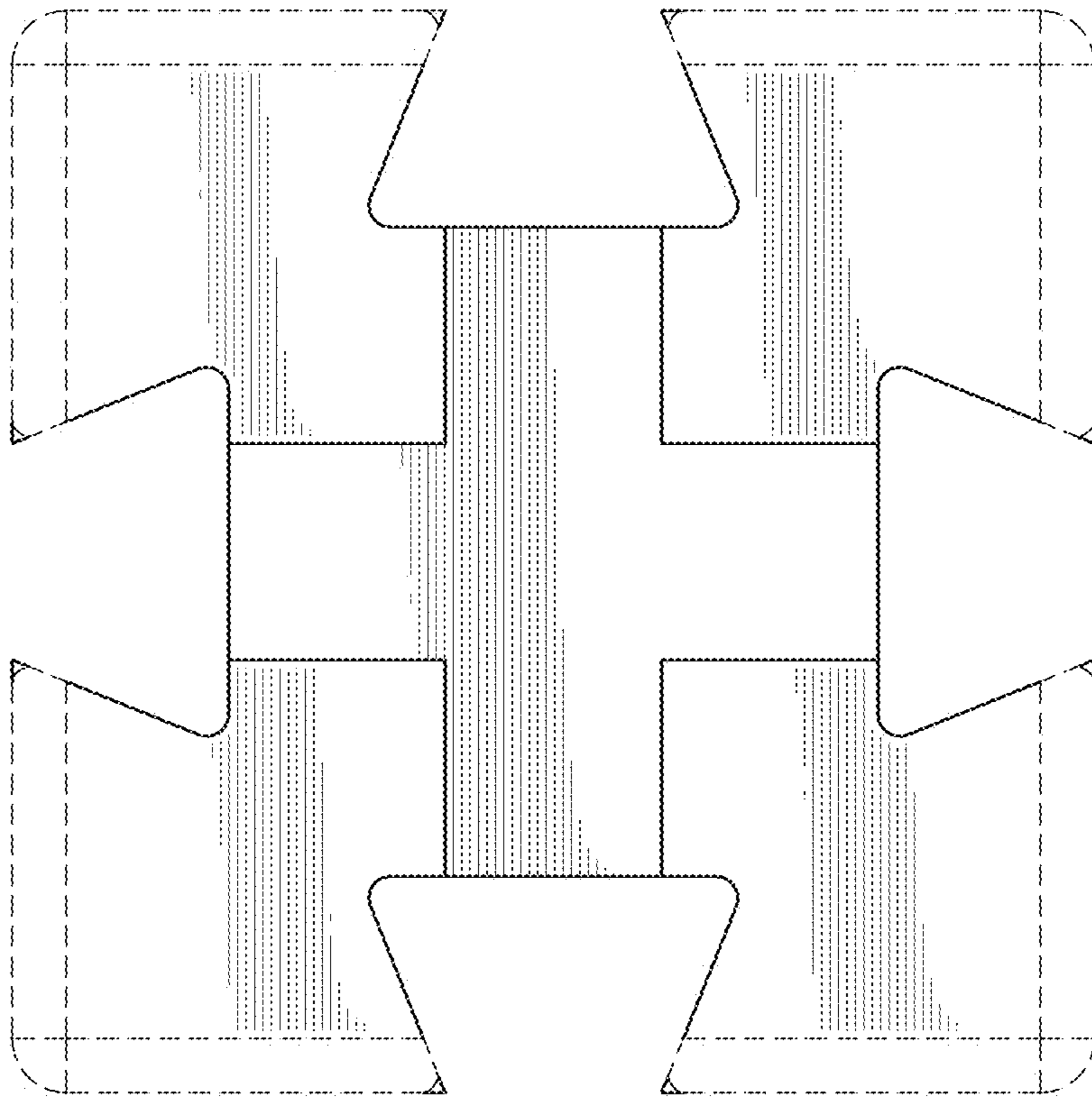


FIG.7